

# OC Type


## 7.0 x 5.0 mm SMD Crystal Oscillator

### FEATURE

- Typical 7.0 x 5.0 x 1.3 mm ceramic SMD package.
- Output frequency up to 166MHz
- Tri-state enable/disable.

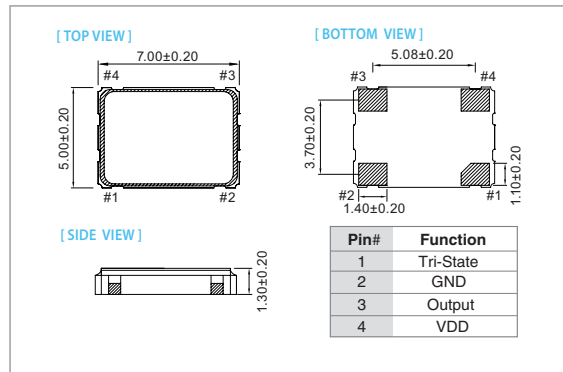
### TYPICAL APPLICATION

- xDSL, WLAN, Fiber/10G-Bit Ethernet
- Notebook, PDA
- PC main board, VGA card

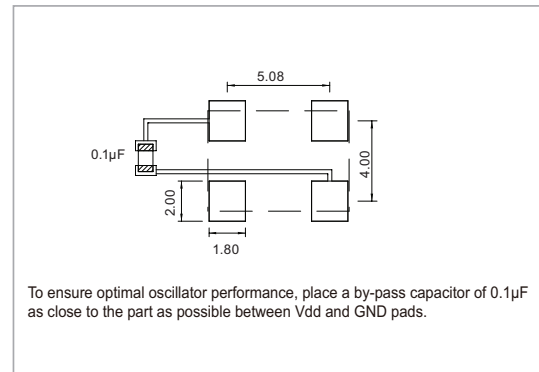


RoHS Compliant

### DIMENSION (mm)



### SOLDER PAD LAYOUT (mm)



### ELECTRICAL SPECIFICATION

Parameter	3.3V		2.5V		1.8V		unit
	Min.	Max.	Min.	Max.	Min.	Max.	
Supply Voltage Variation(VDD)	VDD-10%	VDD+10%	VDD-10%	VDD+10%	VDD-10%	VDD+10%	V
Frequency Range	0.0137	166	0.0137	133	0.0137	125	MHz
Standard Frequency	2.048, 25, 26, 27, 50, 66, 667, 100, 125						
Supply Current							
13.7 kHz ≤ Fo ≤ 70 kHz	–	1	–	1	–	1	mA
0.3125 MHz ≤ Fo < 35.328 MHz (A1)	–	10	–	8	–	7	
30 MHz ≤ Fo < 75 MHz	–	20	–	18	–	15	
75 MHz ≤ Fo < 133 MHz	–	35	–	30	–	25	
133 MHz ≤ Fo	–	45	–	40	–	–	
Output Level (CMOS) Output High (Logic "1")	2.97	–	2.25	–	1.62	–	V
Output Low (Logic "0")	–	0.33	–	0.25	–	0.18	
Transition Time: Rise/Fall Time							
13.7 kHz ≤ Fo ≤ 70 kHz	–	50	–	50	–	50	nSec
0.3125 MHz ≤ Fo < 100 MHz	–	5	–	5	–	5	
100 MHz ≤ Fo	–	3	–	3	–	3	
Start Time	–	5	–	5	–	5	mSec
Output Drive Capability (CL)	–	15	–	15	–	15	pF
Tri-State (Input to Pin1) Enable (High voltage or floating)	2.31	–	1.75	–	1.26	–	V
Disable (Low voltage or GND)	–	0.99	–	0.75	–	0.54	
Period Jitter(Pk-Pk)	–	40	–	40	–	40	pSec
RMS Phase Jitter (Integrated 12 kHz~20 MHz)	–	1	–	1	–	1	pSec
Standby Current	–	10	–	10	–	10	µA
Aging (@ 25°C 1st year)	–	±3	–	±3	–	±3	ppm
Storage Temp. Range	-55	125	-55	125	-55	125	°C

Standard frequencies are frequencies which the crystal has been designed and does not imply a stock position.

+ Transition times are measured between 10% and 90% of VDD, with an output load of 15pF.

### FREQ. STABILITY vs. TEMP. RANGE

Temp. (°C)	ppm		
	±20	±25	±50
-10 ~ +60	○	○	○
-20 ~ +70	△	○	○
-40 ~ +85	△	○	○
-40 ~ +125	×	×	○

\* ○: Available △: Conditional X: Not available

\* Inclusive of calibration @ 25 °C, operating temperature range, input voltage variation, load variation, aging (1<sup>st</sup> year), shock, and vibration

**Note: not all combination of options are available. Other specifications may be available upon request.**

Specifications subject to change without notice.

## X-ON Electronics

Largest Supplier of Electrical and Electronic Components

*Click to view similar products for [Standard Clock Oscillators](#) category:*

*Click to view products by [TAITIEN](#) manufacturer:*

Other Similar products are found below :

[EP1400SJTSC-125.000M](#) [601137](#) [601252](#) [CSX750FBC-24.000M-UT](#) [CSX750FBC-33.333M-UT](#) [CSX750FCC-3.6864M-UT](#) [F335-12](#) [F335-25](#) [F535L-50](#) [DSC506-03FM2](#) [ASA-20.000MHZ-L-T](#) [ASA-25.000MHZ-L-T](#) [ASA-27.000MHZ-L-T](#) [ASV-20.000MHZ-LR-T](#) [ECS-2018-160-BN-TR](#) [EL13C7-H2F-125.00M](#) [MXO45HS-2C-66.6666MHZ](#) [NBXDBB017LN1TAG](#) [NBXHBA019LN1TAG](#) [SiT1602BI-22-33E-50.000000E](#) [SIT8003AC-11-33S-2.04800X](#) [SiT8256AC-23-33E-156.250000X](#) [SIT8918AA-11-33S-50.000000G](#) [SM4420TEV-40.0M-T1K](#) [SMA4306-TL-H](#) [F335-24](#) [F335-40](#) [F335-50](#) [F535L-10](#) [F535L-12](#) [F535L-16](#) [F535L-24](#) [F535L-27](#) [F535L-48](#) [PE7744DW-100.0M](#) [CSX750FBC-20.000M-UT](#) [CSX-750FBC33333000T](#) [CSX750FBC-4.000M-UT](#) [CSX750FBC-7.3728M-UT](#) [CSX750FBC-8.000M-UT](#) [CSX-750FCC14745600T](#) [CSX750FCC-16.000M-UT](#) [CSX-750FCC40000000T](#) [CSX750FCC-4.000M-UT](#) [ASA-22.000MHZ-L-T](#) [ASA2-26.000MHZ-L-T](#) [ASA-40.000MHZ-L-T](#) [ASA-48.000MHZ-L-T](#) [ASA-60.000MHZ-L-T](#) [ASF1-3.686MHZ-N-K-S](#)