

OV Type


5.0 x 3.2 mm SMD Crystal Oscillator

FEATURE

- Typical 5.0 x 3.2 x 1.2 mm ceramic SMD package.
- Tight symmetry (45 to 55%) available.
- Realize the standby function with Tri-State

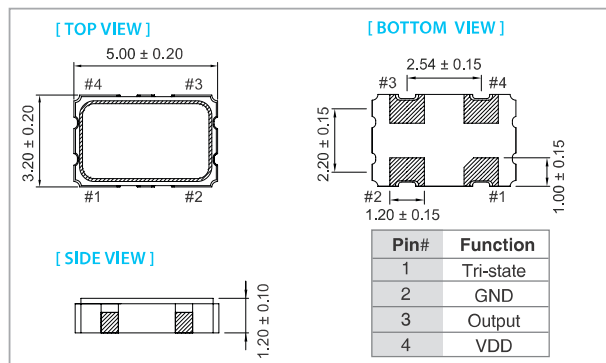
TYPICAL APPLICATION

- GPS, Mobile Phone
- WLAN, Wireless, Fiber/10Gbit Ethernet
- Notebook, PDA, DSC

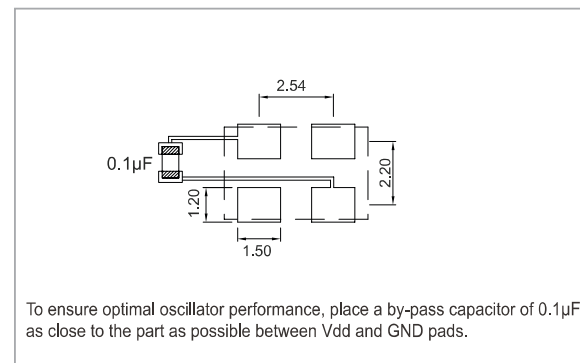


RoHS Compliant

DIMENSION (mm)



SOLDER PAD LAYOUT (mm)



ELECTRICAL SPECIFICATION

Parameter	3.3V		2.5V		1.8V		unit
	Min.	Max.	Min.	Max.	Min.	Max.	
Supply Voltage Variation(V_{DD})	V _{DD} -10%	V _{DD} +10%	V _{DD} -10%	V _{DD} +10%	V _{DD} -10%	V _{DD} +10%	V
Frequency Range	0.0137	160	0.0137	160	0.0137	135	MHz
Supply Frequency	2.048, 25, 26, 27, 50, 66.667, 100, 125						MHz
Supply Current							
13.7 kHz ≤ F _o ≤ 93 kHz	—	1	—	1	—	1	mA
0.3125 MHz ≤ F _o < 50 MHz (A1)	—	10	—	8	—	7	
40 MHz ≤ F _o < 75 MHz	—	20	—	18	—	15	
75 MHz ≤ F _o < 135 MHz	—	35	—	30	—	25	
135 MHz ≤ F _o	—	45	—	40	—	—	
Output Level (CMOS) Output High (Logic "1")	2.97	—	2.25	—	1.62	—	V
Output Low (Logic "0")	—	0.33	—	0.25	—	0.18	
Transition Time: Rise/Fall Time							
13.7 kHz ≤ F _o ≤ 93 kHz	—	50	—	50	—	50	nSec
0.3125 MHz ≤ F _o < 100 MHz	—	5	—	5	—	5	
100 MHz ≤ F _o	—	3	—	3	—	3	
Start Time	—	5	—	5	—	5	mSec
Output Drive Capability (CL)	—	15	—	15	—	15	pF
Tri-State (Input to Pin 1)							
Enable (High voltage or floating)	2.31	—	1.75	—	1.26	—	V
Disable (Low voltage or GND)	—	0.99	—	0.75	—	0.54	
Period Jitter (Pk-Pk)	—	40	—	40	—	40	pSec
RMS Phase Jitter (Integrated 12 kHz~20 MHz)	—	1	—	1	—	1	pSec
Standby Current	—	10	—	10	—	10	µA
Aging (@ 25°C 1st year)	—	±3	—	±3	—	±3	ppm
Storage Temp. Range	-55	125	-55	125	-55	125	°C

Standard frequencies are frequencies which the crystal has been designed and does not imply a stock position.

+ Transition times are measured between 10% and 90% of V_{DD}, with an output load of 15pF.

FREQ. STABILITY vs. TEMP. RANGE

Temp. (°C)	ppm	±20	±25	±50
-10 ~ +60	○	○	○	○
-20 ~ +70	△	○	○	○
-40 ~ +85	△	○	○	○
-40 ~ +125	×	×	○	○

* ○: Available △: Conditional X: Not available

* Inclusive of calibration @ 25 °C, operating temperature range, input voltage variation, load variation, aging (1st year), shock, and vibration

Note: not all combination of options are available. Other specifications may be available upon request.

X-ON Electronics

Largest Supplier of Electrical and Electronic Components

Click to view similar products for [Standard Clock Oscillators](#) category:

Click to view products by [TAITIEN](#) manufacturer:

Other Similar products are found below :

[601252](#) [F335-25](#) [F535L-33.333](#) [F535L-50](#) [ASV-20.000MHZ-LR-T](#) [ECS-2018-160-BN-TR](#) [MXO45HS-2C-66.6666MHZ](#) [SiT1602BI-22-33E-50.000000E](#) [SiT8209AI-32-33E-125.000000](#) [SIT8918AA-11-33S-50.000000G](#) [SM4420TEV-40.0M-T1K](#) [SMA4306-TL-H](#) [F335-24](#) [F335-40](#) [F535L-10](#) [F535L-12](#) [F535L-16](#) [F535L-24](#) [F535L-27](#) [F535L-48](#) [PE7744DW-100.0M](#) [ASF1-3.686MHZ-N-K-S](#) [ASV-4.000MHZ-LCS-T](#) [XLH735025.000JU4I8](#) [XLP725125.000JU6I8](#) [XO57CTECNA3M6864](#) [ECS-2100A-147.4](#) [601251](#) [EP16E7E2H26.000MTR](#) [SiT8503AI-18-33E-0.200000X](#) [SIT8918AA-11-33S-16.000000G](#) [SIT9122AI2C233E300.000000X](#) [XO37CTECNA20M](#) [XO3003](#) [9120AC-2D2-33E212.500000](#) [9102AI-243N25E100.00000](#) [8208AC-82-18E-25.00000](#) [ASDK2-32.768KHZ-LR-T3](#) [8008AI-72-XXE-24.545454E](#) [8004AC-13-33E-133.33000X](#) [AS-4.9152-16-SMD-TR](#) [ASFL1-48.000MHZ-LC-T](#) [632L3I004M00000](#) [SIT8920AM-31-33E-25.0000](#) [DSC1028DI2-019.2000](#) [9121AC-2C3-25E100.00000](#) [9102AI-233N33E100.00000X](#) [9102AI-233N25E200.00000](#) [9102AI-232H25S125.00000](#) [9102AI-133N25E200.00000](#)