

OY Type


2.5 x 2.0 mm SMD Crystal Oscillator

FEATURE

- Typical 2.5 x 2.0 x 0.81mm Ceramic SMD Package
- Tight Symmetry (45 to 55%) Available
- Operation Voltage: 1.8V, 2.5V, 3.3V
- Tri-State Enable/Disable

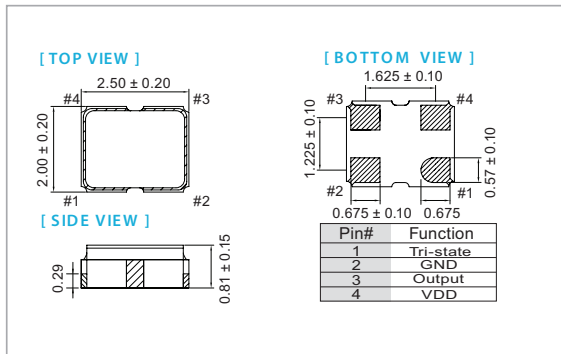
TYPICAL APPLICATION

- WLAN/WiMAX
- Mobile Phone
- DSC, Set-Top Box, HDTV

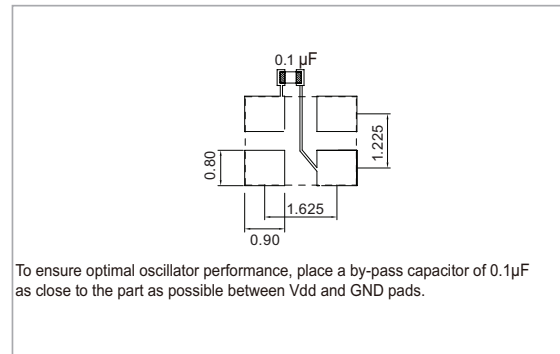


RoHS Compliant

DIMENSION (mm)



SOLDER PAD LAYOUT (mm)



ELECTRICAL SPECIFICATION

Parameter	3.3V		2.5V		1.8V		Unit		
	Min.	Max.	Min.	Max.	Min.	Max.			
Supply Voltage Variation (V _{DD})	V _{DD} -5%	V _{DD} +5%	V _{DD} -5%	V _{DD} +5%	V _{DD} -5%	V _{DD} +5%	V		
Frequency Range	1.25	125	1.25	125	1.25	125	MHz		
Standard Frequency	24, 26, 30, 40						MHz		
Supply Current	At 15pF Load		-	15	-	10	-	7	mA
	No Load Condition, 1.25MHz ≤ Fo < 10MHz		-	1.5	-	1.5	-	1.2	mA
	No Load Condition, 10MHz ≤ Fo < 20MHz		-	2	-	2	-	1.5	mA
	No Load Condition, 20MHz ≤ Fo < 80MHz		-	3	-	2.5	-	1.5	mA
	No Load Condition, 80MHz ≤ Fo < 125MHz		-	8	-	7	-	5	mA
Duty Cycle	45	55	45	55	45	55	%		
Output Level	Output High		2.97	-	2.25	-	1.62	-	V
	Output Low		-	0.33	-	0.25	-	0.18	V
Transition Time: Rise / Fall Time*	1.25MHz ≤ Fo < 10MHz		-	3	-	4	-	5	nSec
	10MHz ≤ Fo < 20MHz		-	3	-	3	-	4	nSec
	20MHz ≤ Fo < 80MHz		-	3	-	3	-	4	nSec
	80MHz ≤ Fo < 125MHz		-	3	-	3	-	4	nSec
Startup Time	-	2	-	2	-	2	-	2	mSec
Tri-State (Input to Pin 1)	Enable (High Voltage or Floating)		2.31	-	1.75	-	1.26	-	V
	Disable (Low Voltage or GND)		-	0.99	-	0.75	-	0.54	V
Output Loading	15		15		15		pF		
Stand by Current (@-40°C to 85°C)	-	10	-	10	-	10	µA		
Stand by Current (@-40°C to 125°C)	-	20	-	20	-	20	µA		
Period Jitter (Pk-Pk)	-	40	-	40	-	40	pSec		
RMS Phase Jitter (12kHz to 20MHz)	-	1	-	1	-	1	pSec		
Aging (@ 25°C, 1 st Year)	-	±3	-	±3	-	±3	ppm		
Storage Temp. Range	-55	+125	-55	+125	-55	+125	°C		

Standard frequencies are frequencies which the crystal has been designed and does not imply a stock position
 +Transition times are measured between 10% and 90% of V_{DD} with an output load of 15pF

FREQ. STABILITY vs. TEMP. RANGE

Temp. (°C)	ppm		
	±20	±25	±50
-10~+60	○	○	○
-20~+70	△	○	○
-40~+85	×	○	○
-40~+125	×	×	○

* ○: Available △: Conditional X: Not available

*Inclusive of calibration @ 25°C, operating temperature range, input voltage variation, load variation, aging (1st year), shock, and vibration load variation

Note: not all combination of options are available. Other specifications may be available upon request.

X-ON Electronics

Largest Supplier of Electrical and Electronic Components

Click to view similar products for [Standard Clock Oscillators](#) category:

Click to view products by [TAITIEN](#) manufacturer:

Other Similar products are found below :

[601252](#) [F335-25](#) [F535L-33.333](#) [F535L-50](#) [NBXHBA019LN1TAG](#) [SiT1602BI-22-33E-50.000000E](#) [SIT8918AA-11-33S-50.000000G](#)
[SM4420TEV-40.0M-T1K](#) [F335-24](#) [F335-40](#) [F535L-10](#) [F535L-12](#) [F535L-24](#) [F535L-27](#) [PE7744DW-100.0M](#) [ASF1-3.686MHZ-N-K-S](#) [ASV-](#)
[4.000MHZ-LCS-T](#) [XO57CTECNA3M6864](#) [601251](#) [SiT8503AI-18-33E-0.200000X](#) [SIT9122AI2C233E300.000000X](#) [9120AC-2D2-](#)
[33E212.500000](#) [9102AI-243N25E100.000000](#) [8208AC-82-18E-25.000000](#) [8008AI-72-XXE-24.545454E](#) [8004AC-13-33E-133.330000X](#) [AS-](#)
[4.9152-16-SMD-TR](#) [ASFL1-48.000MHZ-LC-T](#) [632L3I004M000000](#) [SIT8920AM-31-33E-25.000000](#) [DSC1028DI2-019.2000](#) [9121AC-2C3-](#)
[25E100.000000](#) [9102AI-233N33E100.000000X](#) [9102AI-233N25E200.000000](#) [9102AI-232H25S125.000000](#) [9102AI-133N25E200.000000](#) [9102AC-](#)
[283N25E200.000000](#) [9001AC-33-33E1-30.000000](#) [8103AC-13-33E-12.000000X](#) [3921AI-2CF-33NZ125.000000](#) [5730-1SF](#) [XUN736000.032768I](#)
[ASV-25.000MHZ-ECS-50-T](#) [EC3925ETTTS-100.000M TR](#) [SIT1602BC-83-33E-10.000000Y](#) [8003AI-12-33S-40.000000Y](#) [1602BI-13-33S-](#)
[19.200000E](#) [8208AI-2F-18E-25.000000X](#) [8103AI-83-33E-33.000000X](#) [8208AI-8F-33E-66.666666X](#)