

XJ Type


12.5 x 4.5 mm Crystal

FEATURE

- Typical 12.5 x 4.5 x 4.0 mm metal can SMD package.
- 24mm width Tape & Reel package for automatic assembly.

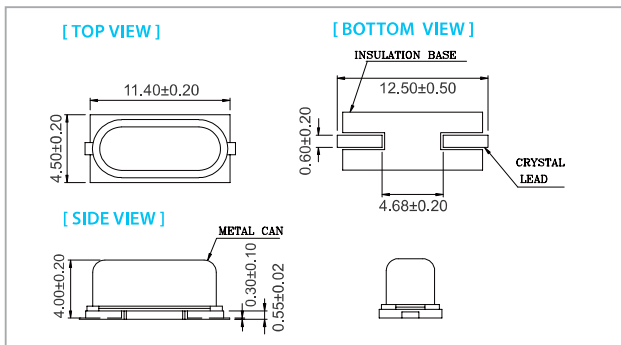
TYPICAL APPLICATION

- Automotive
- Bluetooth, Wireless
- Computers, Modems, Communications
- Set-top Box, DECT/WDCT

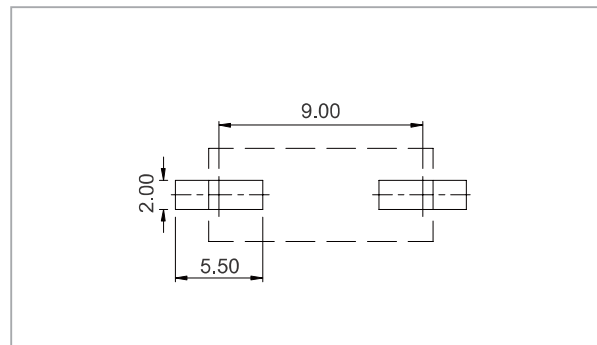


RoHS Compliant

DIMENSION (mm)



SOLDER PAD LAYOUT (mm)



ELECTRICAL SPECIFICATION

Parameter	Min.	Typical	Max.	Unit
Storage Temp. Range	-55	-	125	°C
Standard Frequency	4.096, 10.368, 16, 25, 32, 48			MHz
Level of Drive	-	10	800	µw
Shunt Capacitance (Co)	-	-	7.0	pF
Insulation Resistance	500 MΩ @ DC100V	-	-	
Aging (@25°C 1 st year)	±5.0			ppm / year

Standard frequencies are frequencies which the crystal has been designed and does not imply a stock position.

EQUIVALENT SERIES RESISTANCE (E.S.R)

Frequency Range	MODE	E.S.R
$F_o \leq 3.58$ MHz	A1	<140 Ω
4 MHz < F_o < 5 MHz	A1	<120 Ω
5 MHz ≤ F_o < 7 MHz	A1	<80 Ω
7 MHz ≤ F_o < 9 MHz	A1	<45 Ω
9 MHz ≤ F_o < 13 MHz	A1	<40 Ω
13 MHz ≤ F_o < 16 MHz	A1	<35 Ω
16 MHz ≤ F_o < 20 MHz	A1	<30 Ω
20 MHz ≤ F_o < 30 MHz	A1	<25 Ω
30 MHz ≤ F_o < 36 MHz	A1	<25 Ω
30 MHz ≤ F_o < 36 MHz	A3	<80 Ω
36 MHz ≤ F_o ≤ 80 MHz	A3	<80 Ω

FREQ. STABILITY vs. LOAD CAPACITANCE

Load Capacitance	ppm	±5	±10	±15	±20	±30
8pF		X	X	△	○	○
10pF		X	X	△	○	○
12pF		X	△	○	○	○
16pF		X	△	○	○	○
Series		△	○	○	○	○

* ○: Available △:Conditional X: Not available

FREQ. STABILITY vs. TEMP. RANGE

Temp. (°C)	ppm	±5	±10	±15	±20
-10 ~ +60		X	○	○	○
-20 ~ +70		X	△	○	○
-40 ~ +85		X	X	X	○

* ○: Available △:Conditional X: Not available

Note: not all combination of options are available. Other specifications may be available upon request.

X-ON Electronics

Largest Supplier of Electrical and Electronic Components

Click to view similar products for [Crystals](#) category:

Click to view products by [TAITIEN](#) manufacturer:

Other Similar products are found below :

[CX3225GB25000M0PPSZ1](#) [718-13.2-1](#) [MC405 32.0000K-R3:PURE SN](#) [7A-40.000MAAE-T](#) [FL2000085](#) [99-BU](#) [9B-15.360MBBK-B](#) [9C-7.680MBBK-T](#) [H10S-12.000-18-EXT-TR](#) [ABC2-6.000MHZ-D4Z-T](#) [ABLS-20.000MHZ-D2-T](#) [ABS071-32.768KHZ-6-T](#) [R38-32.768-12.5-5PPM-NPB](#) [BTD1062E05A-513](#) [21U15A-21.4MHZ](#) [RTX-781DF1-S-20.950](#) [LFXTAL066198Cutt](#) [9C-14.31818MBBK-T](#) [A-11.000MHZ-27](#) [ABL-27.000MHZ-B4Y-T](#) [ABM11-132-24.000MHZ-T3](#) [ABM3B1-25.000MHZ-D2Y-T](#) [SPT2A-.032768B](#) [SPT2A.032768G](#) [SSPT7F-9PF20-R](#) [FX325BS-38.88EEM1201](#) [LFXTAL065253Cutt](#) [LFXTAL066431Cutt](#) [XT9S20ANA14M7456](#) [XT9SNLANA16M](#) [646G-24-2](#) [7A-24.576MBBK-T](#) [7B-30.000MBBK-T](#) [7A-14.31818MBBK-T](#) [6504-202-1501](#) [6526-202-1501](#) [ABLS-12.000MHZ-B2Y-T](#) [ABLS-10.000MHZ-D3W-T](#) [7A-10.000MBBK-T](#) [SG636PCE-20.000MC](#) [3404](#) [E1SAA18-25.000M TR](#) [CM315D32768EZFT](#) [C1E-24.000-7-2020-R](#) [C1E-19.200-12-1530-X-R](#) [C1E-16.000-12-1530-X-R](#) [FL5000014](#) [EUCA18-3.1872M](#) [FX0800015](#) [425F35E027M0000](#)