

1W, 10V - 200V Glass Passivated Junction Silicon Zener Diode

FEATURES

- Glass passivated chip junction
- Low profile package
- Built-in strain relief
- Low inductance
- Typical IR less than 5 μ A above 11V
- Compliant to RoHS Directive 2011/65/EU and in accordance to WEEE 2002/96/EC
- Halogen-free according to IEC 61249-2-21

APPLICATIONS

- Switching mode power supply (SMPS)
- Adapters
- Lighting application
- On-board DC/DC converter

MECHANICAL DATA

- Case: DO-204AL (DO-41)
- Molding compound meets UL 94 V-0 flammability rating
- Part no. with suffix "H" means AEC-Q101 qualified
- Packing code with suffix "G" means green compound (halogen-free)
- Terminal: Pure tin plated leads, solderable per J-STD-002
- Meet JESD 201 class 2 whisker test
- Weight: 0.3g (approximately)

KEY PARAMETERS		
PARAMETER	VALUE	UNIT
V_Z	10 - 200	V
Test current I_{ZT}	1.2 - 25	mA
P_{tot}	1	W
$T_{J\ MAX}$	150	$^{\circ}$ C
Package	DO-204AL (DO-41)	
Configuration	Single Die	



DO-204AL (DO-41)

ABSOLUTE MAXIMUM RATINGS ($T_A = 25^{\circ}$ C unless otherwise noted)			
PARAMETER	SYMBOL	VALUE	UNIT
Power dissipation at $T_A=50^{\circ}$ C Derate above 50° C (Note 1)	P_{tot}	1.00	Watts
		6.67	mW/ $^{\circ}$ C
Operating junction temperature range	T_J	-55 to +150	$^{\circ}$ C
Storage temperature range	T_{STG}	-55 to +150	$^{\circ}$ C

Note:

1. Mounted on Cu-Pad size 5mm x 5mm

ORDERING INFORMATION					
PART NO.	PARTNO. SUFFIX	PACKING CODE	PACKING CODE SUFFIX	PACKAGE	PACKING
1N47xxA 1MxxxZ (Note 1)	H	A0	G	DO-41	3,000 / Ammo box (52mm taping)
		R0		DO-41	5,000 / 13" Paper reel
		R1		DO-41	5,000 / 13" Paper reel (Reverse)
		B0		DO-41	1,000 / Bulk packing

Notes :

- "xx" defines voltage from 10V (1N4740A) to 200V (1M200Z)

EXAMPLE					
EXAMPLE P/N	PART NO.	PART NO. SUFFIX	PACKING CODE	PACKING CODE SUFFIX	DESCRIPTION
1N4740AHA0G	1N4740A	H	A0	G	AEC-Q101 qualified Green compound

MAXIMUM RATINGS AND ELECTRICAL CHARACTERISTICS (TA=25°C unless otherwise noted)										
Device (Note 1)	Zener voltage			Test current	Zener Impedance			Leakage current		Surge current
	V _Z @ I _{ZT}			I _{ZT}	Z _{ZT} @I _{ZT}	Z _{ZK} @I _{ZK}		I _R @V _R		I _R
	V			mA	Ω	Ω	mA	μA	V	mA
	Min.	Nom. (Note 2) (Note 3)	Max.					Max.		
1N4740A	9.50	10	10.50	25.0	7	700	0.25	10	7.6	454
1N4741A	10.45	11	11.55	23.0	8	700	0.25	5	8.4	414
1N4742A	11.40	12	12.60	21.0	9	700	0.25	5	9.1	380
1N4743A	12.35	13	13.65	19.0	10	700	0.25	5	9.9	344
1N4744A	14.25	15	15.75	17.0	14	700	0.25	5	11.4	304
1N4745A	15.20	16	16.80	15.5	16	700	0.25	5	12.2	285
1N4746A	17.10	18	18.90	14.0	20	750	0.25	5	13.7	250
1N4747A	19.00	20	21.00	12.5	22	750	0.25	5	15.2	225
1N4748A	20.90	22	23.10	11.5	23	750	0.25	5	16.7	205
1N4749A	22.80	24	25.20	10.5	25	750	0.25	5	18.2	190
1N4750A	25.65	27	28.35	9.5	35	750	0.25	5	20.6	170
1N4751A	28.50	30	31.50	8.5	40	1000	0.25	5	22.8	150
1N4752A	31.35	33	34.65	7.5	45	1000	0.25	5	25.1	135
1N4753A	34.20	36	37.80	7.0	50	1000	0.25	5	27.4	125
1N4754A	37.05	39	40.95	6.5	60	1000	0.25	5	29.7	115
1N4755A	40.85	43	45.15	6.0	70	1500	0.25	5	32.7	110
1N4756A	44.65	47	49.35	5.5	80	1500	0.25	5	35.8	95
1N4757A	48.45	51	53.55	5.0	95	1500	0.25	5	38.8	90
1N4758A	53.20	56	58.80	4.5	110	2000	0.25	5	42.6	80
1N4759A	58.90	62	65.10	4.0	125	2000	0.25	5	47.1	70
1N4760A	64.60	68	71.40	3.7	150	2000	0.25	5	51.7	65
1N4761A	71.25	75	78.75	3.3	175	2000	0.25	5	56.0	60
1N4762A	77.90	82	86.10	3.0	200	3000	0.25	5	62.2	55
1N4763A	86.45	91	95.55	2.8	250	3000	0.25	5	69.2	50
1N4764A	95.00	100	105.00	2.5	350	3000	0.25	5	76.0	45
1M110Z	104.50	110	115.50	2.3	450	4000	0.25	5	83.6	-
1M120Z	114.00	120	126.00	2.0	550	4500	0.25	5	91.2	-
1M130Z	123.50	130	136.50	1.9	700	5000	0.25	5	98.8	-
1M150Z	142.50	150	157.50	1.7	1000	6000	0.25	5	114.0	-
1M160Z	152.00	160	168.00	1.6	1100	6500	0.25	5	121.6	-
1M180Z	171.00	180	189.00	1.4	1200	7000	0.25	5	136.8	-
1M200Z	190.00	200	210.00	1.2	1500	8000	0.25	5	152.0	-

Notes :

1. Tolerance and Type Number Designation. The type numbers listed have a standard tolerance on the nominal zener voltage of $\pm 5\%$
2. Specials Available Include:
 - A. Nominal zener voltages between the voltages shown and tighter voltage tolerances
 - B. Matched sets
3. Zener Voltage (V_z) Measurement. Guarantees the zener voltage when measured at 90 seconds while maintaining the lead temperature (TL) at $30^\circ\text{C} \pm 1^\circ\text{C}$, from the diode body
4. Zener Impedance (Z_z) Derivation. The zener impedance is derived from the 60 cycle AC voltage, which results when an AC current having an RMS value equal to 10% of the DC zener current (I_{ZT} or I_{ZK}) is superimposed on I_{ZT} or I_{ZK} .
5. Surge Current (I_R) Non-Repetitive. The rating listed in the electrical characteristics table is maximum peak, non-repetitive, reverse surge current of 1/2 square wave or equivalent sine wave pulse of 1/120 second duration superimposed on the test current, I_{ZT} per JEDEC registration; however, actual device capability is as described in Figure 11.

CHARACTERISTICS CURVES

($T_A = 25^\circ\text{C}$ unless otherwise noted)

Fig.1 Power Temperature Derating Curve

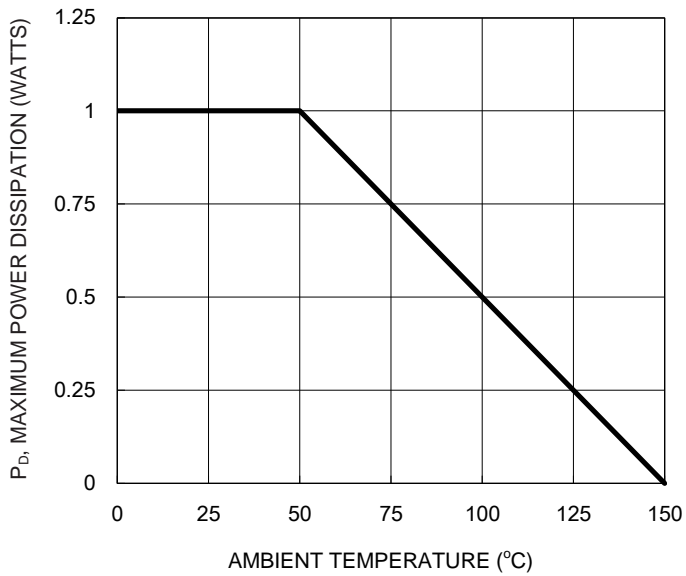


Fig.2 Typical Forward Characteristics

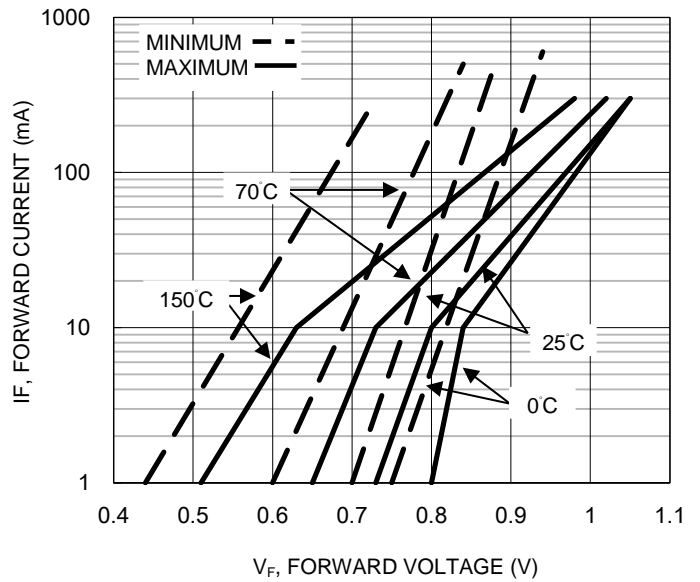


Fig.3 Effect Of Zener Current On Zener impedance

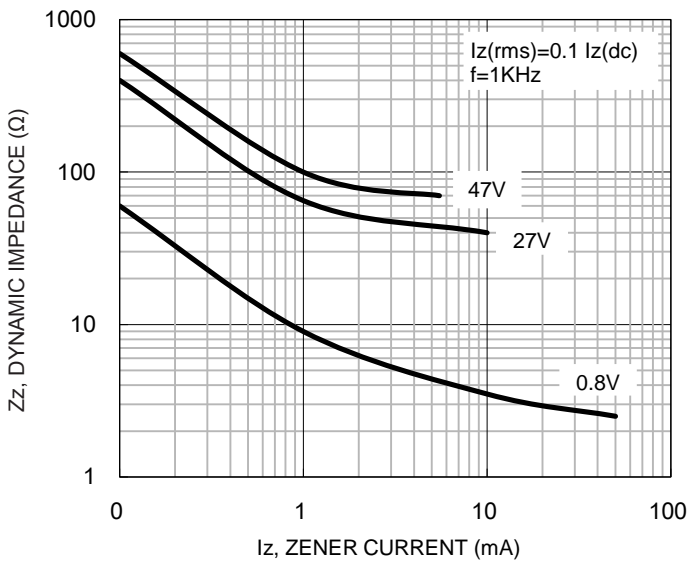
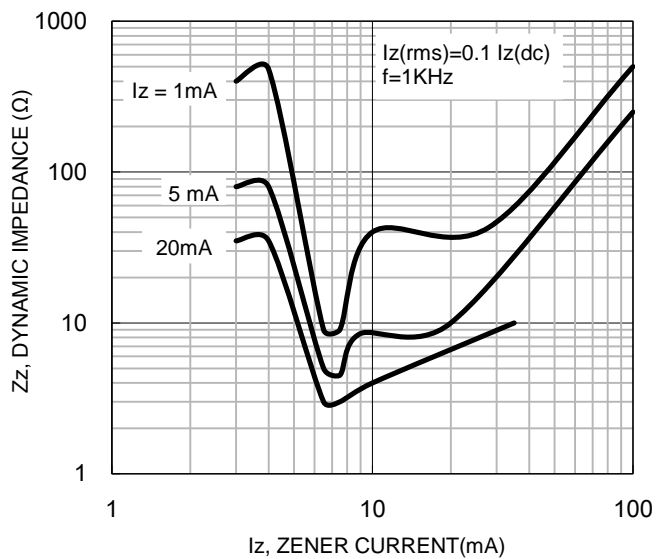


Fig.4 Effect Of Zener Voltage On Zener Impedance



CHARACTERISTICS CURVES

($T_A = 25^\circ\text{C}$ unless otherwise noted)

Fig5. Typical Leakage Current

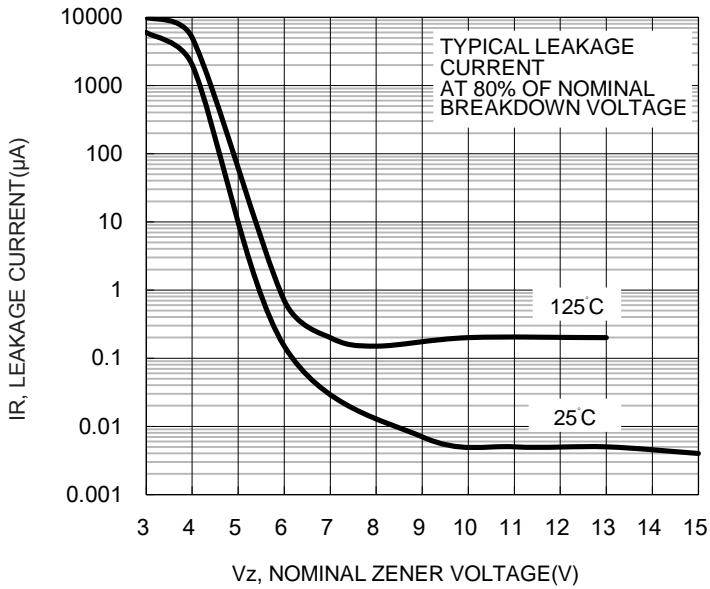


Fig6. Typical Capacitance versus V_z

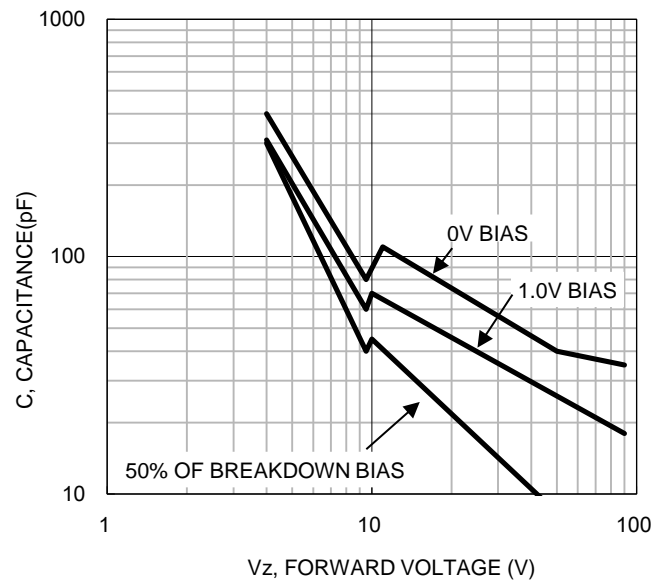


Fig7. Temperature Coefficients

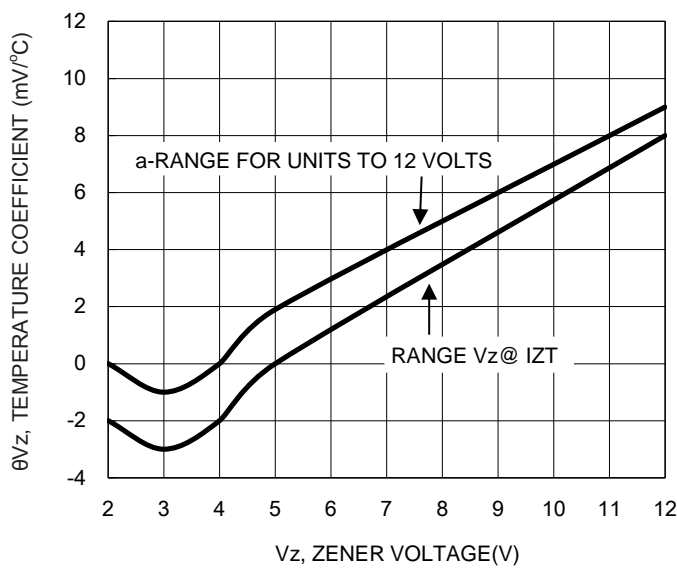
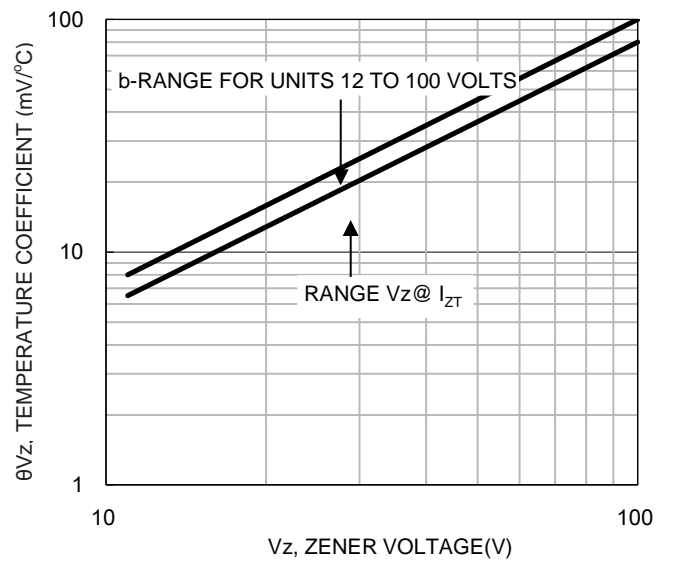


Fig8. Temperature Coefficients



CHARACTERISTICS CURVES

($T_A = 25^\circ\text{C}$ unless otherwise noted)

Fig9. Effect Of Zener Current

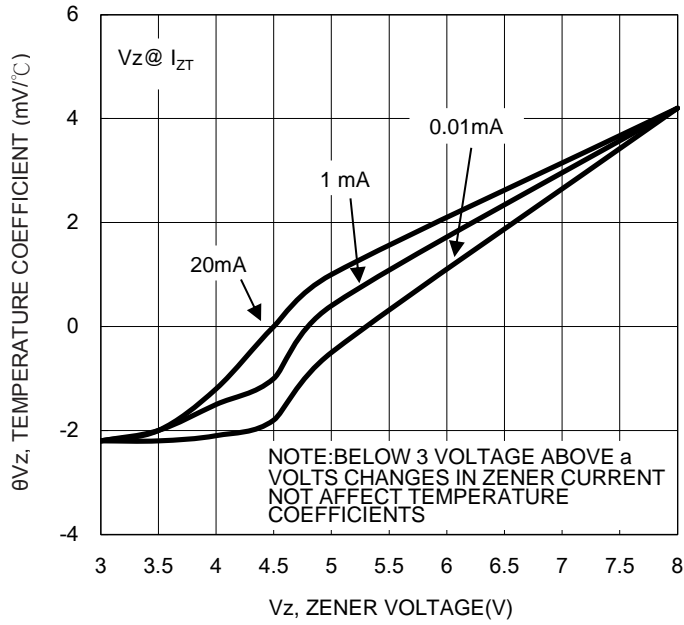


Fig10. Typical Thermal Resistance versus Lead Length

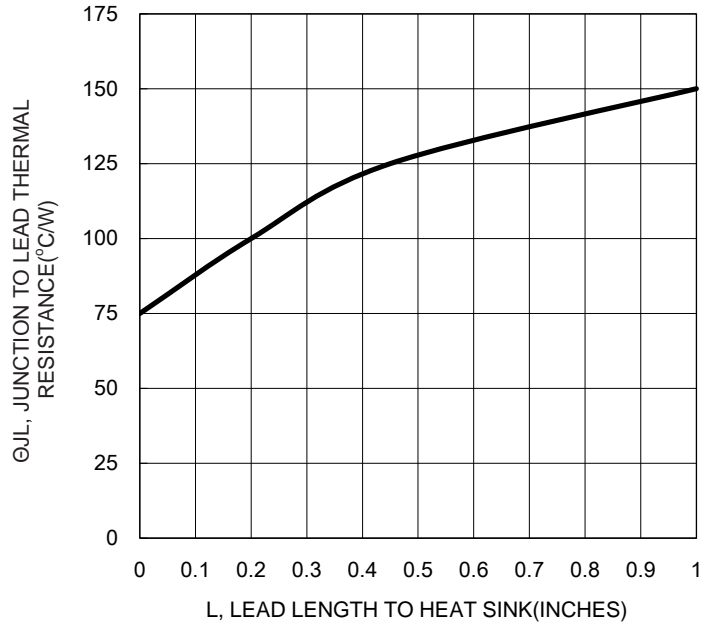
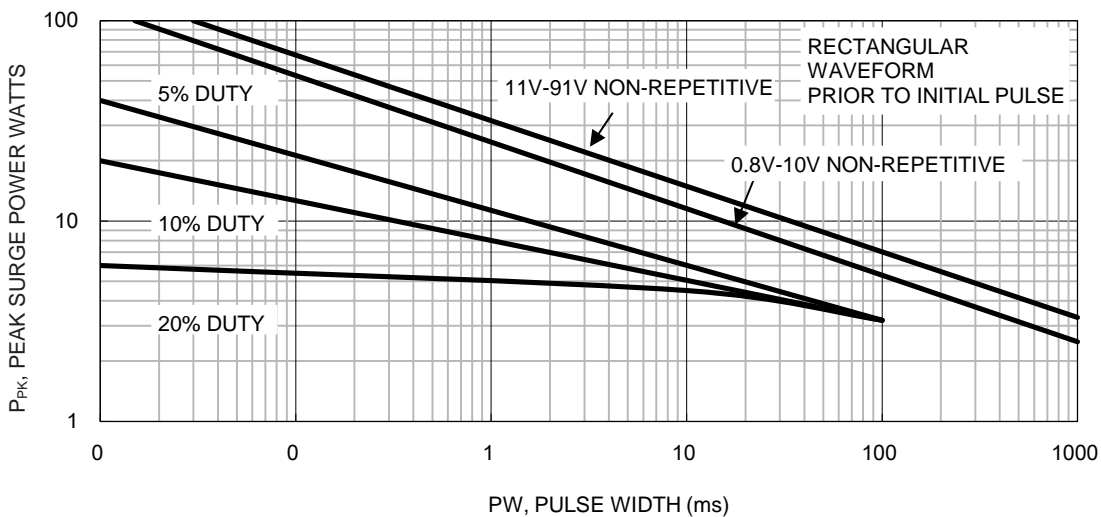
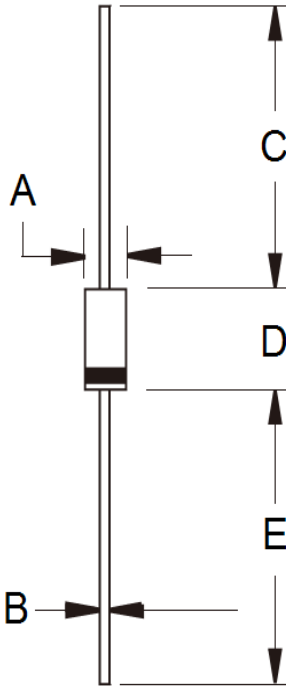


Fig11. Maximum Surge Power



PACKAGE OUTLINE DIMENSIONS

DO-204AL (DO-41)



DIM.	Unit (mm)		Unit (inch)	
	Min	Max	Min	Max
A	2.00	2.70	0.079	0.106
B	0.71	0.86	0.028	0.034
C	25.40	-	1.000	-
D	4.20	5.20	0.165	0.205
E	25.40	-	1.000	-

MARKING DIAGRAM



- P/N = Marking Code
- G = Green Compound
- YWW = Date Code
- F = Factory Code

Notice

Specifications of the products displayed herein are subject to change without notice. TSC or anyone on its behalf, assumes no responsibility or liability for any errors or inaccuracies.

Information contained herein is intended to provide a product description only. No license, express or implied, to any intellectual property rights is granted by this document. Except as provided in TSC's terms and conditions of sale for such products, TSC assumes no liability whatsoever, and disclaims any express or implied warranty, relating to sale and/or use of TSC products including liability or warranties relating to fitness for a particular purpose, merchantability, or infringement of any patent, copyright, or other intellectual property right.

The products shown herein are not designed for use in medical, life-saving, or life-sustaining applications. Customers using or selling these products for use in such applications do so at their own risk and agree to fully indemnify TSC for any damages resulting from such improper use or sale.

X-ON Electronics

Largest Supplier of Electrical and Electronic Components

Click to view similar products for [Zener Diodes](#) category:

Click to view products by [Taiwan Semiconductor](#) manufacturer:

Other Similar products are found below :

[MMSZ5245BS-7-F](#) [RKZ13B2KG#P1](#) [RKZ5.6B2KJ#R1](#) [EDZTE6113B](#) [EDZTE6116B](#) [EDZTE616.8B](#) [1N747A](#) [1N966B](#) [NTE5116A](#)
[NTE5121A](#) [NTE5139A](#) [NTE5147A](#) [NTE5152A](#) [NTE5155A](#) [NTE5156A](#) [NTE5164A](#) [JANS1N4974US](#) [SMAJ4764A-TP](#) [RKZ5.1BKU#P6](#)
[3SMAJ5946B-TP](#) [3SMAJ5950B-TP](#) [3SMBJ5920B-TP](#) [3SMBJ5925B-TP](#) [TDZTR24](#) [441774C](#) [MMSZ4678-TP](#) [MMSZ5232BQ-13-F](#)
[BZG04-36](#) [BZG05C9V1-HE3-TR](#) [HZM30NBTR-E](#) [UDZTE-175.1B](#) [3SMAJ5945B-TP](#) [3SMAJ5947B-TP](#) [3SMBJ5941B-TP](#) [DL4746A-TP](#)
[RKZ18B2KK#R1](#) [RKZ10B2KL#R1](#) [RKZ6.8B2KL#R1](#) [RKZ8.2B2KL#R1](#) [DZ2S240M0L](#) [SMAZ27-TP](#) [SMBZ5920B-E3/52](#) [ZMM3.0](#)
[RD16UM-T1-A](#) [RD39S-T1-A](#) [RD9.1S-T1-A](#) [RD10S-T1-A](#) [RD20S-T1-A](#) [RD2.2S-T1-A](#) [RD2.7UM-T1-A](#)