

3W, 11V - 200V Surface Mount Silicon Zener Diode

FEATURES

- Ideal for automated placement
- Glass passivated junction
- Low inductance
- Moisture sensitivity level: level 1, per J-STD-020
- AEC-Q101 qualified available: ordering code with suffix "H"
- Compliant to RoHS Directive 2011/65/EU and in accordance to WEEE 2002/96/EC

KEY PARAMETERS

PARAMETER	VALUE	UNIT
V_Z	11 - 200	V
Test current I_{ZT}	1.9 – 34.1	mA
P_{tot}	3.0	W
T_{JMAX}	150	°C
Package	DO-214AA (SMB)	
Configuration	Single die	

APPLICATIONS

- Switching mode power supply (SMPS)
- Adapters
- Lighting application
- On-board DC/DC converter



MECHANICAL DATA

- Case: DO-214AA (SMB)
- Molding compound meets UL 94 V-0 flammability rating
- Terminal: Matte tin plated leads, solderable per J-STD-002
- Meet JESD 201 class 2 whisker test
- Polarity: As marked
- Weight: 0.1 g (approximately)


DO-214AA (SMB)

ABSOLUTE MAXIMUM RATINGS ($T_A = 25^\circ\text{C}$ unless otherwise noted)

PARAMETER	SYMBOL	VALUE	UNIT
DC power dissipation at $T_L=75^\circ\text{C}$, measure at zero lead length (Note 1) derate above 75°C	P_{tot}	3.0	W
		40	mW/°C
DC power dissipation at $T_A=25^\circ\text{C}$ Derate above 25°C	P_{tot}	550	mW
		4.4	mW/°C
Junction temperature	T_J	-55 to +150	°C
Storage temperature	T_{STG}	-55 to +150	°C

Note:

1. Mounted on Cu-Pad size 5mm x 5mm on PCB

THERMAL PERFORMANCE

PARAMETER	SYMBOL	TYP	UNIT
Junction-to-lead thermal resistance	$R_{\theta JL}$	25	°C/W
Junction-to-ambient thermal resistance	$R_{\theta JA}$	226	°C/W

ELECTRICAL SPECIFICATIONS ($T_A = 25^\circ\text{C}$ unless otherwise noted)											
Device (Note 1)	Device Marking Code	Nominal Zener Voltage			Test current	Zener Impedance (Note 3)			Leakage Current		Maximum DC Zener Current
		$V_Z @ I_Z$				I_{ZT}	$Z_{ZT} @ I_{ZT}$	$Z_{ZK} @ I_{ZK}$	$I_R @ V_R$		
		Min.	Nom (Note 2)	Max.	mA	Ω	Ω	mA	μA	V	mA(DC)
1SMB5926	926B	10.45	11	11.55	34.1	5.5	550	0.25	1	8.4	136
1SMB5927	927B	11.40	12	12.60	31.2	6.5	550	0.25	1	9.1	125
1SMB5928	928B	12.35	13	13.65	28.8	7.0	550	0.25	1	9.9	115
1SMB5929	929B	14.25	15	15.75	25.0	9.0	600	0.25	1	11.4	100
1SMB5930	930B	15.20	16	16.80	23.4	10.0	600	0.25	1	12.2	94
1SMB5931	931B	17.10	18	18.90	20.8	12.0	650	0.25	1	13.7	83
1SMB5932	932B	19.00	20	21.00	18.7	14.0	650	0.25	1	15.2	75
1SMB5933	933B	20.90	22	23.10	17.0	17.5	650	0.25	1	16.7	68
1SMB5934	934B	22.80	24	25.20	15.6	19	700	0.25	1	18.2	63
1SMB5935	935B	25.65	27	28.35	13.9	23	700	0.25	1	20.6	56
1SMB5936	936B	28.50	30	31.50	12.5	26	750	0.25	1	22.8	50
1SMB5937	937B	31.35	33	34.65	11.4	33	800	0.25	1	25.1	45
1SMB5938	938B	34.20	36	37.80	10.4	38	850	0.25	1	27.4	42
1SMB5939	939B	37.05	39	40.95	9.6	45	900	0.25	1	29.7	38
1SMB5940	940B	40.85	43	45.15	8.7	53	950	0.25	1	32.7	35
1SMB5941	941B	44.65	47	49.35	8.0	67	1000	0.25	1	35.8	32
1SMB5942	942B	48.45	51	53.55	7.3	70	1100	0.25	1	38.8	29
1SMB5943	943B	53.20	56	58.80	6.7	86	1300	0.25	1	42.6	27
1SMB5944	944B	58.90	62	65.10	6.0	100	1500	0.25	1	47.1	24
1SMB5945	945B	64.60	68	71.40	5.5	120	1700	0.25	1	51.7	22
1SMB5946	946B	71.25	75	78.75	5.0	140	2000	0.25	1	56.0	20
1SMB5947	947B	77.90	82	86.10	4.6	160	2500	0.25	1	62.2	18
1SMB5948	948B	86.45	91	95.55	4.1	200	3000	0.25	1	69.2	16
1SMB5949	949B	95.00	100	105.00	3.7	250	3100	0.25	1	76.0	15
1SMB5950	950B	104.50	110	115.50	3.4	300	4000	0.25	1	83.6	13
1SMB5951	951B	114.00	120	126.00	3.1	360	4500	0.25	1	91.2	12
1SMB5952	952B	123.50	130	136.50	2.9	450	5000	0.25	1	98.8	11
1SMB5953	953B	142.50	150	157.50	2.5	600	6000	0.25	1	114.0	10
1SMB5954	954B	152.00	160	168.00	2.3	700	6500	0.25	1	121.6	9
1SMB5955	955B	171.00	180	189.00	2.1	900	7000	0.25	1	136.8	8
1SMB5956	956B	190.00	200	210.00	1.9	1200	8000	0.25	1	152.0	7

Notes:

1. Tolerance and type number designation the type numbers listed indicate a tolerance of 5%
2. Zener voltage (V_Z) measurement
Nominal Zener voltage is measured with the device junction in thermal equilibrium with ambient temperature 25°C
3. Zener impedance (Z_Z) derivation : Z_{ZT} and Z_{ZK} are measured by dividing the AC voltage drop across the device by the AC current applied.
The specified limits are for $I_Z(\text{AC}) = 0.1 I_Z(\text{DC})$ with the AC frequency = 60 Hz

ORDERING INFORMATION			
ORDERING CODE (Note 1,2)	PACKAGE	PACKING	STATUS
1SMBxxxxHR5G	SMB	850 / 7" Plastic reel	Active
1SMBxxxxHR4G	SMB	3,000 / 13" Paper reel	NRND
1SMBxxxxHM4G	SMB	3,000 / 13" Plastic reel	Active
1SMBxxxx R5G	SMB	850 / 7" Plastic reel	Active
1SMBxxxx R4G	SMB	3,000 / 13" Paper reel	NRND
1SMBxxxx M4G	SMB	3,000 / 13" Plastic reel	Active

Note 1:

"xxxx" defines voltage from 11V (1SMB5926) to 200V (1SMB5956)

Note 2:

"H" means AEC-Q101 qualified

CHARACTERISTICS CURVES

($T_A = 25^\circ\text{C}$ unless otherwise noted)

Fig1. Steady State Power Derating

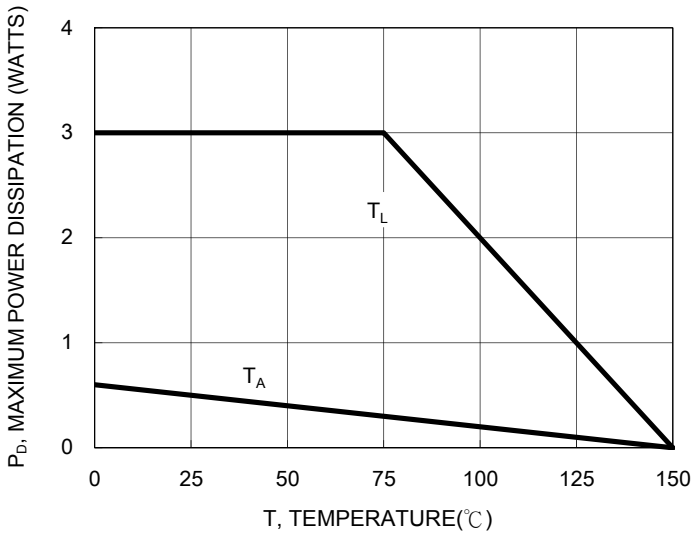


Fig2. Maximum Surge Power

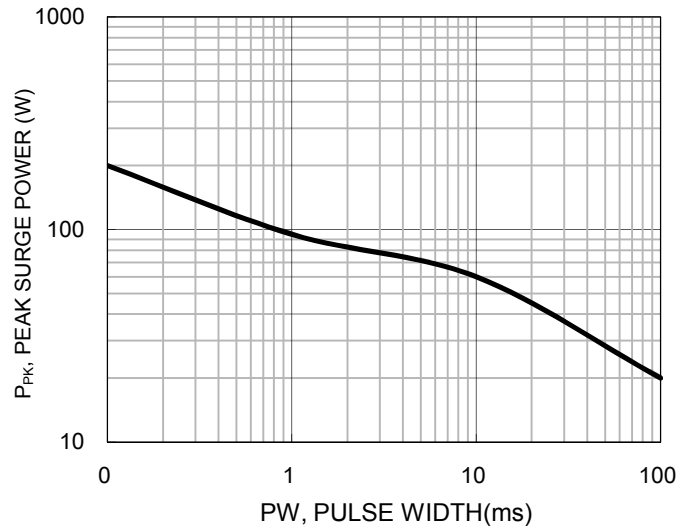


Fig3. Zener Voltage – To 12 Voltagess

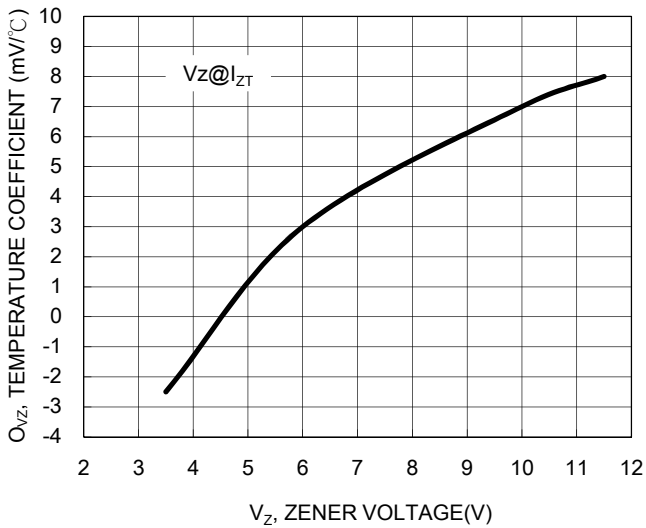
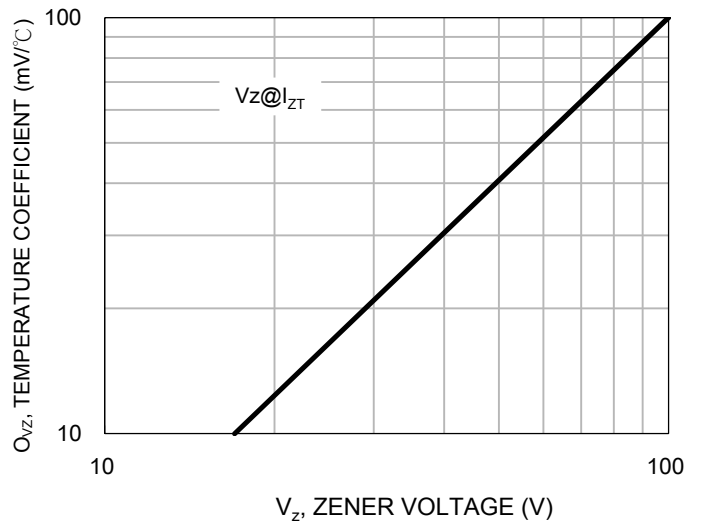


Fig4. Zener Voltage 14 To Voltagess



CHARACTERISTICS CURVES

($T_A = 25^\circ\text{C}$ unless otherwise noted)

Fig5. $V_z = 3.3$ thru 10 V

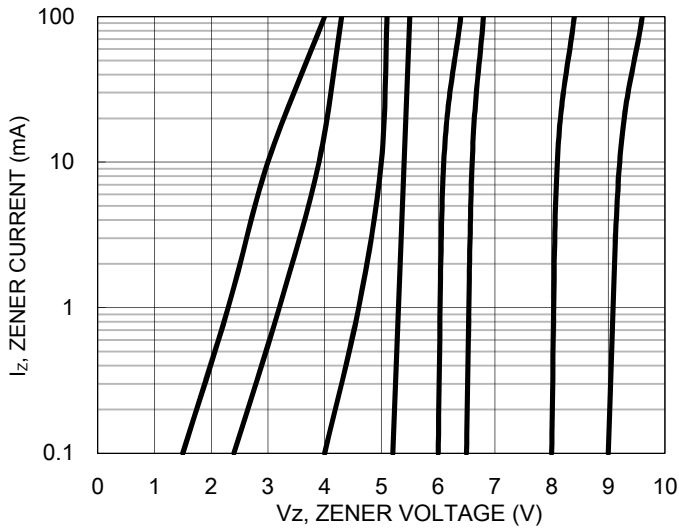


Fig6. $V_z = 12$ thru 82 V

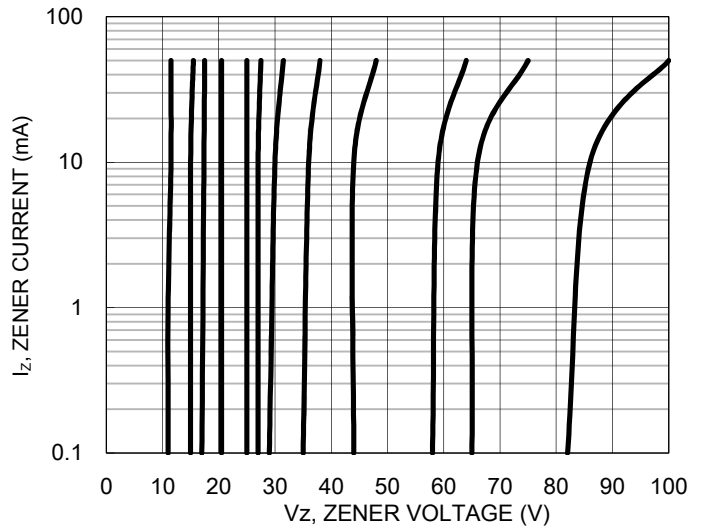


Fig7. Effect Of Zener Voltage

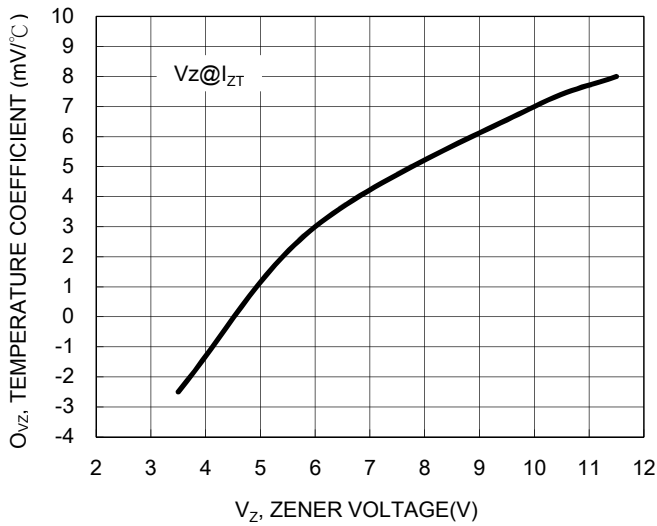
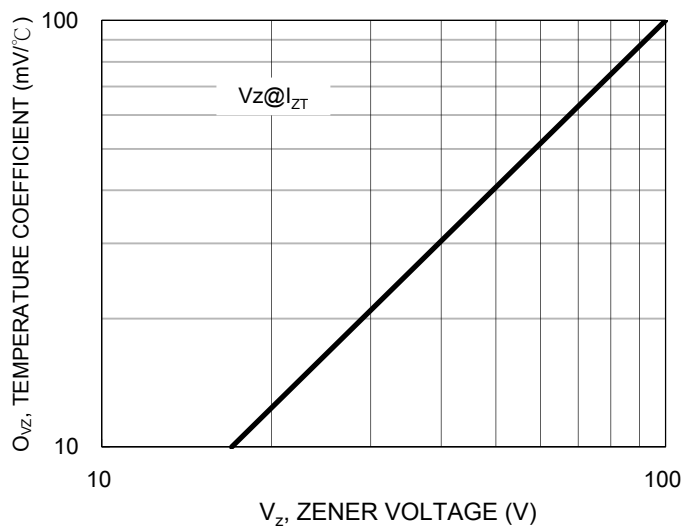


Fig8. Effect Of Zener Current



CHARACTERISTICS CURVES

($T_A = 25^\circ\text{C}$ unless otherwise noted)

Fig9. Capacitance Curve

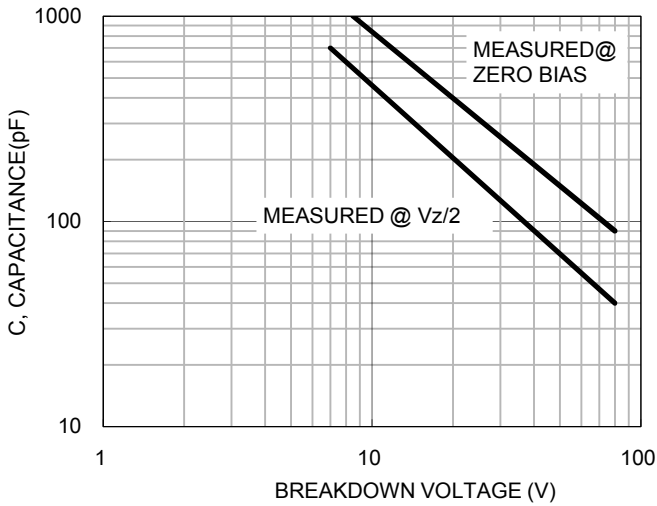


Fig10. Typical Pulse Rating Curve

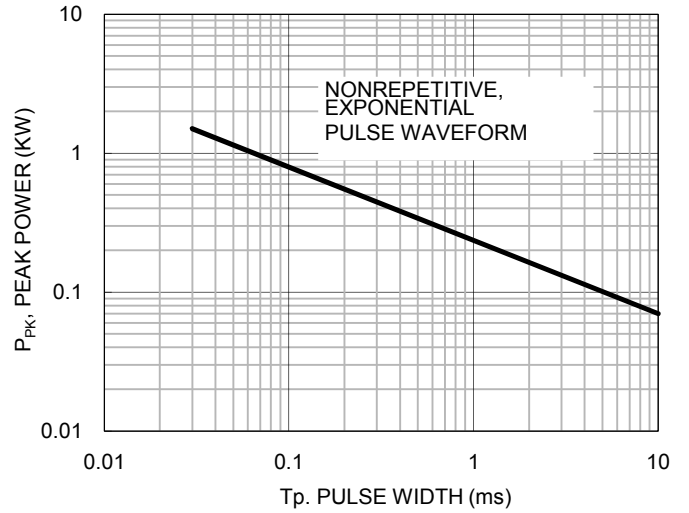


Fig11. Pulse Waveform

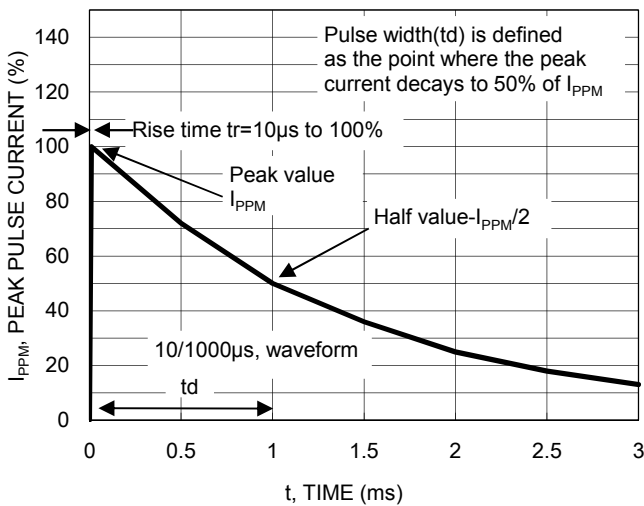
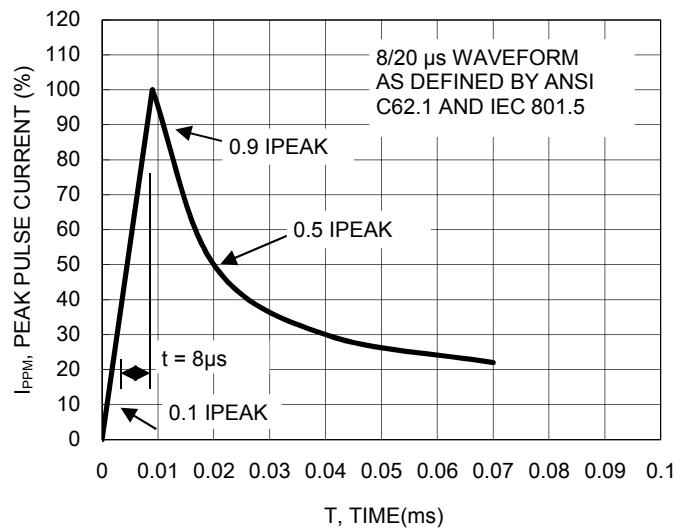
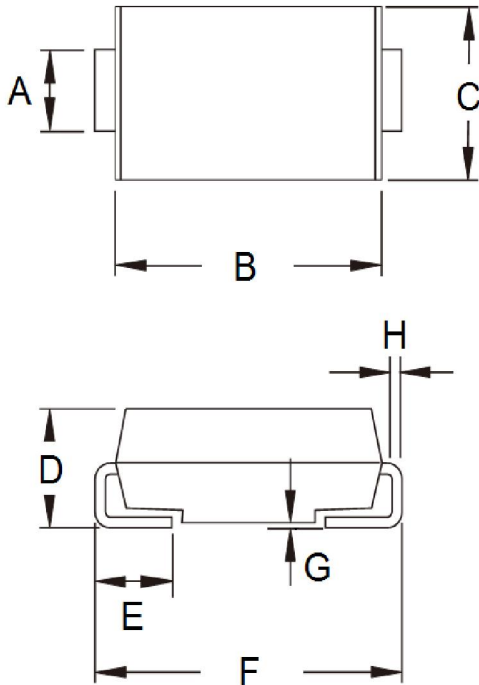


Fig12. Pulse Waveform



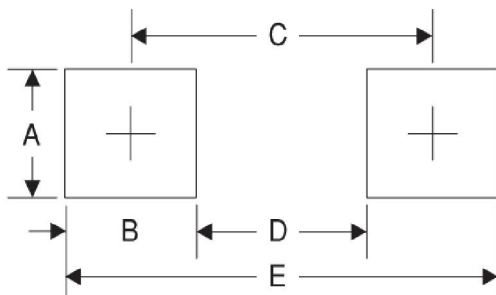
PACKAGE OUTLINE DIMENSIONS

DO-214AA (SMB)



DIM.	Unit (mm)		Unit (inch)	
	Min	Max	Min	Max
A	1.95	2.20	0.077	0.087
B	4.05	4.60	0.159	0.181
C	3.30	3.95	0.130	0.156
D	1.95	2.65	0.077	0.104
E	0.75	1.60	0.030	0.063
F	5.10	5.60	0.201	0.220
G	0.05	0.20	0.002	0.008
H	0.15	0.31	0.006	0.012

SUGGESTED PAD LAYOUT



Symbol	Unit (mm)	Unit (inch)
A	2.3	0.091
B	2.5	0.098
C	4.3	0.169
D	1.8	0.071
E	6.8	0.268

MARKING DIAGRAM



- P/N = Marking Code
- G = Green Compound
- YW = Date Code
- F = Factory Code

Notice

Specifications of the products displayed herein are subject to change without notice. TSC or anyone on its behalf, assumes no responsibility or liability for any errors or inaccuracies.

Purchasers are solely responsible for the choice, selection, and use of TSC products and TSC assumes no liability for application assistance or the design of Purchasers' products.

Information contained herein is intended to provide a product description only. No license, express or implied, to any intellectual property rights is granted by this document. Except as provided in TSC's terms and conditions of sale for such products, TSC assumes no liability whatsoever, and disclaims any express or implied warranty, relating to sale and/or use of TSC products including liability or warranties relating to fitness for a particular purpose, merchantability, or infringement of any patent, copyright, or other intellectual property right.

The products shown herein are not designed for use in medical, life-saving, or life-sustaining applications. Customers using or selling these products for use in such applications do so at their own risk and agree to fully indemnify TSC for any damages resulting from such improper use or sale.

X-ON Electronics

Largest Supplier of Electrical and Electronic Components

Click to view similar products for [Zener Diodes](#) category:

Click to view products by [Taiwan Semiconductor](#) manufacturer:

Other Similar products are found below :

[MMSZ5245BS-7-F](#) [RKZ13B2KG#P1](#) [RKZ5.6B2KJ#R1](#) [EDZTE6113B](#) [EDZTE6116B](#) [EDZTE616.8B](#) [1N747A](#) [1N966B](#) [NTE5116A](#)
[NTE5121A](#) [NTE5139A](#) [NTE5147A](#) [NTE5152A](#) [NTE5155A](#) [NTE5156A](#) [NTE5164A](#) [JANS1N4974US](#) [SMAJ4764A-TP](#) [RKZ5.1BKU#P6](#)
[3SMAJ5946B-TP](#) [3SMAJ5950B-TP](#) [3SMBJ5920B-TP](#) [3SMBJ5925B-TP](#) [TDZTR24](#) [441774C](#) [MMSZ4678-TP](#) [MMSZ5232BQ-13-F](#)
[BZG04-36](#) [BZG05C9V1-HE3-TR](#) [HZM30NBTR-E](#) [UDZTE-175.1B](#) [3SMAJ5945B-TP](#) [3SMAJ5947B-TP](#) [3SMBJ5941B-TP](#) [DL4746A-TP](#)
[RKZ18B2KK#R1](#) [RKZ10B2KL#R1](#) [RKZ6.8B2KL#R1](#) [RKZ8.2B2KL#R1](#) [DZ2S240M0L](#) [SMAZ27-TP](#) [SMBZ5920B-E3/52](#) [ZMM3.0](#)
[RD16UM-T1-A](#) [RD39S-T1-A](#) [RD9.1S-T1-A](#) [RD10S-T1-A](#) [RD20S-T1-A](#) [RD2.2S-T1-A](#) [RD2.7UM-T1-A](#)