

## 1500W, 6.45V - 462V Transient Voltage Suppressor

### FEATURES

- Glass passivated chip junction
- 1500W peak pulse power capability at 1.0ms
- Excellent clamping capability
- Low incremental surge resistance
- Fast response time
- Typical  $I_R$  less than  $1\mu A$  above 10V
- RoHS Compliant
- Halogen-free according to IEC 61249-2-21

### APPLICATIONS

- Protect sensitive circuit from damage by high voltage transients
- Lighting, ESD transient voltage protection of IC, system
- Inductive switching load protection of IC, system
- Electrical Fast Transient Immunity protection of IC, system

### MECHANICAL DATA

- Case: DO-201
- Molding compound meets UL 94V-0 flammability rating
- Terminal: Pure tin plated leads, solderable per J-STD-002
- Meet JESD 201 class 2 whisker test
- Polarity: As marked
- Weight: 0.090g (approximately)

KEY PARAMETERS		
PARAMETER	VALUE	UNIT
$V_{RWM}$	5.8 - 376	V
$V_{BR}$ (uni - directional)	6.45 - 462	V
$V_{BR}$ (bi - directional)	6.45 - 462	V
$P_{PK}$	1500	W
$T_{JMAX}$	175	°C
Package	DO-201	



DO-201

ABSOLUTE MAXIMUM RATINGS ( $T_A = 25^\circ C$ unless otherwise noted)			
PARAMETER	SYMBOL	VALUE	UNIT
Peak pulse power dissipation, $T_p = 1ms^{(1)}$	$P_{PPM}$	1500	W
Power dissipation .375 inch lead length at $T_A = 75^\circ C$	$P_D$	5	W
Peak forward surge current, 8.3ms single half sine-wave superimposed on rated load for Uni-directional only	$I_{FSM}$	200	A
Junction temperature	$T_J$	- 55 to +175	°C
Storage temperature	$T_{STG}$	- 55 to +175	°C

### Devices for Bipolar Applications

1. For bidirectional use CA suffix for types 1V5KE6V8A to 1V5KE440A
2. Electrical characteristics apply in both directions

**ELECTRICAL SPECIFICATIONS** ( $T_A = 25^\circ\text{C}$  unless otherwise noted)

JEDEC type number	Uni-directional Bi-directional (C) Device	Breakdown voltage $V_{BR}@I_T$ (V)		Test current $I_T$ (mA)	Reverse stand-Off voltage $V_{RWM}$ (V)	Reverse leakage current at $V_{RWM}$ $I_R$ ( $\mu\text{A}$ ) <sup>(1)</sup>	Peak pulse current $I_{PPM}$ (A)	Clamping voltage at $I_{PPM}$ $V_C$ (V)
		Min	Max					
1N6267A	1V5KE6V8(C)A	6.45	7.14	10	5.80	1000	143	10.5
1N6268A	1V5KE7V5(C)A	7.13	7.88	10	6.40	500	133	11.3
1N6269A	1V5KE8V2(C)A	7.79	8.61	10	7.02	200	124	12.1
1N6270A	1V5KE9V1(C)A	8.65	9.55	1	7.78	50	112	13.4
1N6271A	1V5KE10(C)A	9.5	10.5	1	8.55	10	103	14.5
1N6272A	1V5KE11(C)A	10.5	11.6	1	9.40	5	96.2	15.6
1N6273A	1V5KE12(C)A	11.4	12.6	1	10.2	5	90.0	16.7
1N6274A	1V5KE13(C)A	12.4	13.7	1	11.1	5	82.0	18.2
1N6275A	1V5KE15(C)A	14.3	15.8	1	12.8	5	71.0	21.2
1N6276A	1V5KE16(C)A	15.2	16.8	1	13.6	5	67.0	22.5
1N6277A	1V5KE18(C)A	17.1	18.9	1	15.3	5	59.5	26.2
1N6278A	1V5KE20(C)A	19.0	21.0	1	17.1	5	54.2	27.7
1N6279A	1V5KE22(C)A	20.9	23.1	1	18.8	5	49.0	30.6
1N6280A	1V5KE24(C)A	22.8	25.2	1	20.5	5	45.2	33.2
1N6281A	1V5KE27(C)A	25.7	28.4	1	23.1	5	40.0	37.5
1N6282A	1V5KE30(C)A	28.5	31.5	1	25.6	5	36.2	41.4
1N6283A	1V5KE33(C)A	31.4	34.7	1	28.2	5	33.0	45.7
1N6284A	1V5KE36(C)A	34.2	37.8	1	30.8	5	30.1	49.9
1N6285A	1V5KE39(C)A	37.1	41	1	33.3	5	28.0	53.9
1N6286A	1V5KE43(C)A	40.9	45.2	1	36.8	5	25.3	59.3
1N6287A	1V5KE47(C)A	44.7	49.4	1	40.2	5	23.2	64.8
1N6288A	1V5KE51(C)A	48.5	53.6	1	43.6	5	21.4	70.1
1N6289A	1V5KE56(C)A	53.2	58.8	1	47.8	5	19.5	77.0
1N6290A	1V5KE62(C)A	58.9	65.1	1	53.0	5	17.7	85.0
1N6291A	1V5KE68(C)A	64.6	71.4	1	58.1	5	16.3	92.0
1N6292A	1V5KE75(C)A	71.3	78.8	1	64.1	5	14.6	104
1N6293A	1V5KE82(C)A	77.9	86.1	1	70.1	5	13.3	113
1N6294A	1V5KE91(C)A	86.5	95.5	1	77.8	5	12.0	125
1N6295A	1V5KE100(C)A	95	105	1	85.5	5	11.0	137
1N6296A	1V5KE110(C)A	106	116	1	94.0	5	9.9	152
1N6297A	1V5KE120(C)A	114	126	1	102	5	9.1	165
1N6298A	1V5KE130(C)A	124	137	1	111	5	8.4	179
1N6299A	1V5KE150(C)A	143	158	1	128	5	7.2	207
1N6300A	1V5KE160(C)A	152	168	1	136	5	6.8	219
1N6301A	1V5KE170(C)A	162	179	1	145	5	6.4	234
1N6302A	1V5KE180(C)A	171	189	1	154	5	6.1	246
1N6303A	1V5KE200(C)A	190	210	1	171	5	5.5	274
	1V5KE220(C)A	209	231	1	185	5	4.6	328
	1V5KE250(C)A	237	263	1	214	5	4.5	344
	1V5KE300(C)A	285	315	1	256	5	3.8	414
	1V5KE350(C)A	333	368	1	300	5	3.2	482
	1V5KE400(C)A	380	420	1	342	5	2.8	548
	1V5KE440(C)A	418	462	1	376	5	2.6	602

**Notes:**

- For bipolar types having  $V_{WM}$  of 10 volts and under, the  $I_D$  limit is doubled.

<b>ORDERING INFORMATION</b>		
<b>ORDERING CODE<sup>(1)</sup></b>	<b>PACKAGE</b>	<b>PACKING</b>
1V5KE $x$	DO-201	1,250 / Tape & Reel
1V5KE $x$ A0G	DO-201	500 / Ammo box

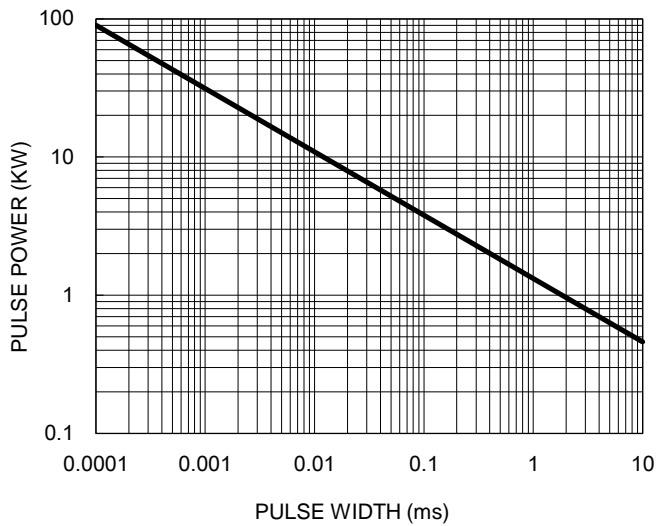
**Notes:**

- "x" defines voltage from 6.8V(1V5KE6V8(C)A) to 440V(1V5KE440(C)A)

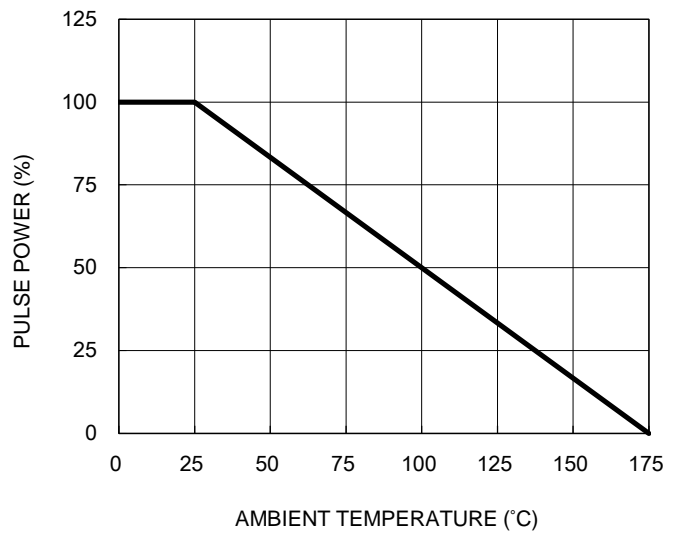
**CHARACTERISTICS CURVES**

( $T_A = 25^\circ\text{C}$  unless otherwise noted)

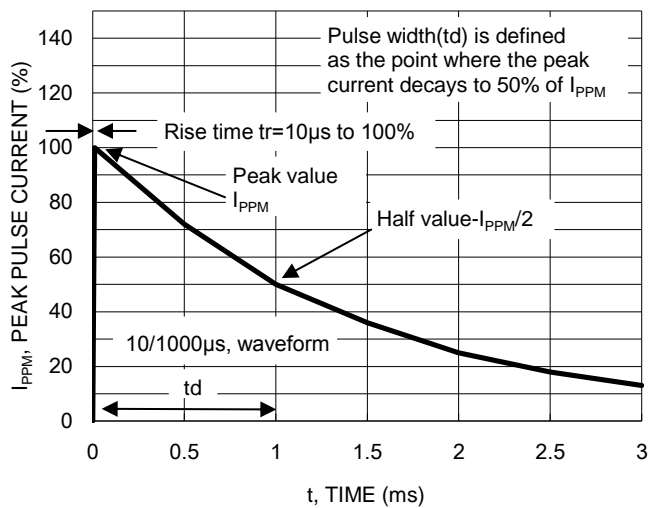
**Fig.1 Peak Pulse Power Rating Curve**



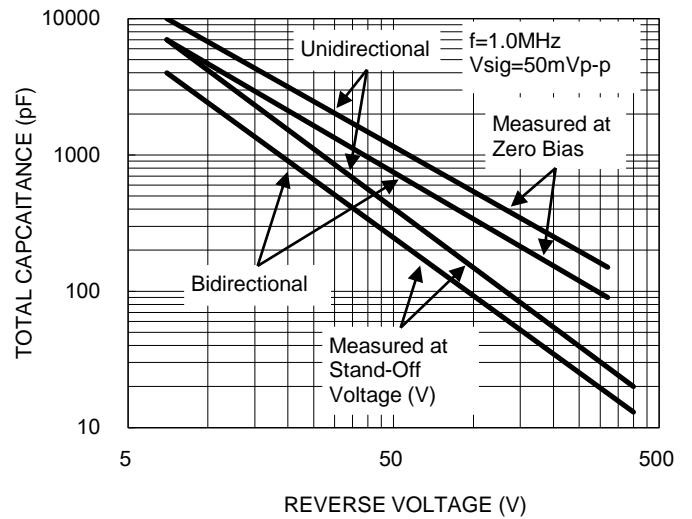
**Fig.2 Pulse Derating Curve**



**Fig.3 Pulse Waveform**



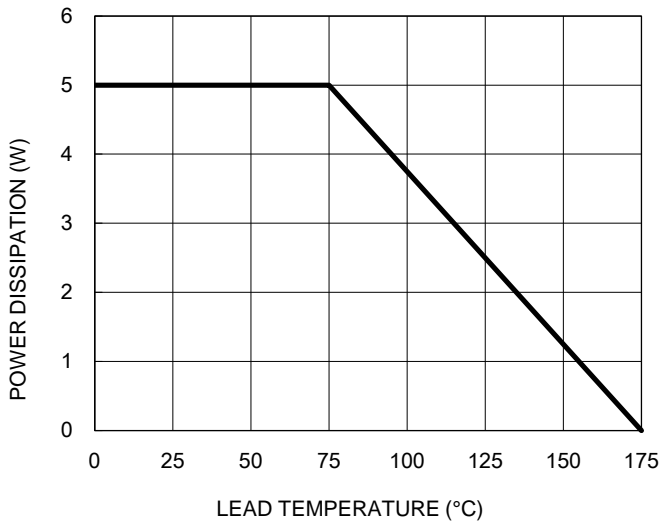
**Fig.4 Total Capacitance**



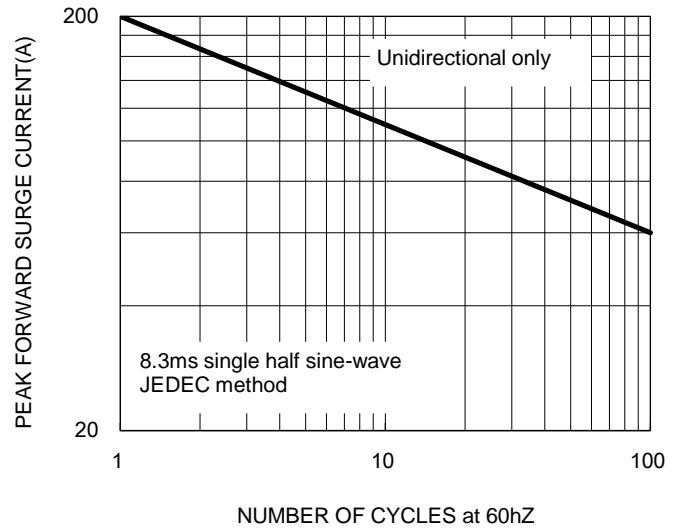
**CHARACTERISTICS CURVES**

(T<sub>A</sub> = 25°C unless otherwise noted)

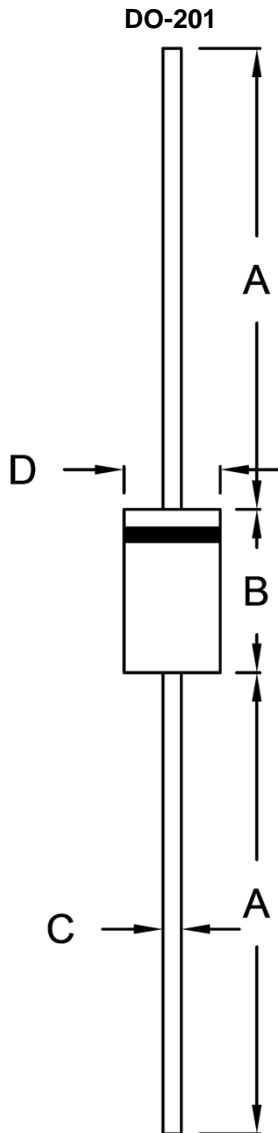
**Fig.5 Steady State Power Derating Curve**



**Fig.6 Non-Repetitive Surge Current**



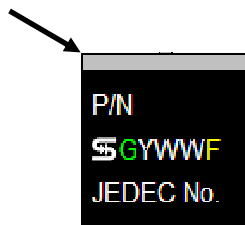
**PACKAGE OUTLINE DIMENSIONS**



DIM.	Unit (mm)		Unit (inch)	
	Min.	Max.	Min.	Max.
A	25.40	-	1.000	-
B	8.50	9.50	0.335	0.374
C	0.96	1.06	0.038	0.042
D	5.00	5.60	0.197	0.220

**MARKING DIAGRAM**

Cathode band for uni-directional products only



- P/N = Device Code
- G = Green Compound
- YWW = Date Code
- F = Factory Code

## **Notice**

Specifications of the products displayed herein are subject to change without notice. TSC or anyone on its behalf, assumes no responsibility or liability for any errors or inaccuracies.

Purchasers are solely responsible for the choice, selection, and use of TSC products and TSC assumes no liability for application assistance or the design of Purchasers' products.

Information contained herein is intended to provide a product description only. No license, express or implied, to any intellectual property rights is granted by this document. Except as provided in TSC's terms and conditions of sale for such products, TSC assumes no liability whatsoever, and disclaims any express or implied warranty, relating to sale and/or use of TSC products including liability or warranties relating to fitness for a particular purpose, merchantability, or infringement of any patent, copyright, or other intellectual property right.

The products shown herein are not designed for use in medical, life-saving, or life-sustaining applications. Customers using or selling these products for use in such applications do so at their own risk and agree to fully indemnify TSC for any damages resulting from such improper use or sale.

## X-ON Electronics

Largest Supplier of Electrical and Electronic Components

*Click to view similar products for [ESD Suppressors / TVS Diodes](#) category:*

*Click to view products by [Taiwan Semiconductor](#) manufacturer:*

Other Similar products are found below :

[60KS200C](#) [D18V0L1B2LP-7B](#) [D5V0F4U5P5-7](#) [NTE4902](#) [P4KE27CA](#) [P6KE11CA](#) [P6KE8.2A](#) [JANTX1N6053A](#) [SA110CA](#) [SA60CA](#)  
[SA64CA](#) [SMBJ12CATR](#) [SMBJ33CATR](#) [SMBJ8.0A](#) [ESD105-B1-02EL E6327](#) [ESD112-B1-02EL E6327](#) [ESD5V0L1B02VH6327XTSA1](#)  
[ESD7451N2T5G](#) [19180-510](#) [CPDT-5V0USP-HF](#) [3.0SMCJ33CA-F](#) [3.0SMCJ36A-F](#) [HSPC16701B02TP](#) [JANTX1N6126A](#) [JANTX1N6465](#)  
[D3V3Q1B2DLP3-7](#) [D55V0M1B2WS-7](#) [DRTR5V0U4SL-7](#) [SCM1293A-04SO](#) [ESD200-B1-CSP0201 E6327](#) [SM12-7](#) [CEN955 W/DATA](#)  
[82350120560](#) [VESD12A1A-HD1-GS08](#) [CPDUR5V0R-HF](#) [CPDQC5V0-HF](#) [D1213A-01LP4-7B](#) [ESD101-B1-02EL E6327](#)  
[MMAD1108/TR13](#) [5KP100A](#) [5KP15A](#) [5KP18A](#) [5KP48A](#) [5KP90A](#) [5KP90CA](#) [ESD3V3D7-TP](#) [ESDAVLC12-1BV2](#) [15KPA36A-LF](#)  
[NTE4900](#) [P4KE56CA](#)