

1A, 600V - 1000V Glass Passivated Bridge Rectifier

FEATURES

- Glass passivated junction
- Ideal for automated placement
- Reliable low cost construction utilizing molded plastic technique
- High surge current capability
- UL Recognized File # E-326854
- Compliant to RoHS Directive 2011/65/EU and in accordance to WEEE 2002/96/EC
- Halogen-free according to IEC 61249-2-21


APPLICATIONS

- Switching mode power supply (SMPS)
- Adapters
- Lighting application

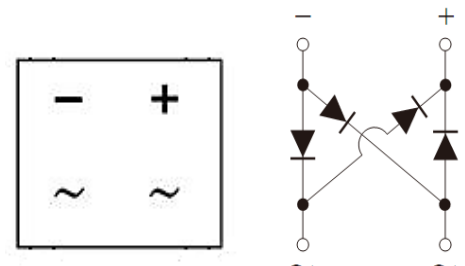
MECHANICAL DATA

- Case: ABS
- Molding compound :meets UL 94V-0 flammability rating
- Packing code with suffix "G" means green compound (halogen-free)
- Moisture sensitivity level: level 1, per J-STD-020
- Terminal: Matte tin plated leads, solderable per J-STD-002
- Meet JESD 201 class 1A whisker test
- Polarity: As marked
- Weight: 0.12 g (approximately)

| KEY PARAMETERS | | |
|----------------|------------|------|
| PARAMETER | VALUE | UNIT |
| $I_{F(AV)}$ | 1 | A |
| V_{RRM} | 600 - 1000 | V |
| I_{FSM} | 30 | A |
| T_{JMAX} | 150 | °C |
| Package | ABS | |
| Configuration | Quad | |



ABS



ABSOLUTE MAXIMUM RATINGS ($T_A = 25^\circ\text{C}$ unless otherwise noted)

| PARAMETER | SYMBOL | ABS6-T | ABS8-T | ABS10-T | UNIT |
|---|--------------|---------------------------|--------|---------|----------------------|
| Marking code on the device | | ABS6 | ABS8 | ABS10 | |
| Repetitive peak reverse voltage | V_{RRM} | 600 | 800 | 1000 | V |
| Reverse voltage, total rms value | $V_{R(RMS)}$ | 420 | 560 | 700 | V |
| Maximum DC blocking voltage | V_{DC} | 600 | 800 | 1000 | V |
| Forward current On glass-epoxy | $I_{F(AV)}$ | 0.8 | | | A |
| Forward current On aluminum substrate | | 1.0 | | | |
| Surge peak forward current, 8.3 ms single half sine-wave superimposed on rated load | I_{FSM} | $T_J = 25^\circ\text{C}$ | 30 | | A |
| | | $T_J = 125^\circ\text{C}$ | 25 | | |
| Surge peak forward current, 1.0 ms single half sine-wave superimposed on rated load | I_{FSM} | $T_J = 25^\circ\text{C}$ | 60 | | A |
| | | $T_J = 125^\circ\text{C}$ | 50 | | |
| I^2t value (of a surge on-state current) | I^2t | 3.74 | | | A^2s |
| Junction temperature | T_J | -55 to +150 | | | °C |
| Storage temperature | T_{STG} | -55 to +150 | | | °C |

| THERMAL PERFORMANCE | | | |
|--|-----------------|--------------|-------------|
| PARAMETER | SYMBOL | LIMIT | UNIT |
| Junction-to-lead thermal resistance | $R_{\theta JL}$ | 25 | °C/W |
| Junction-to-ambient thermal resistance | $R_{\theta JA}$ | 80 | °C/W |

| ELECTRICAL SPECIFICATIONS ($T_A = 25^\circ\text{C}$ unless otherwise noted) | | | | | |
|---|--|---------------|-------------|-------------|---------------|
| PARAMETER | CONDITIONS | SYMBOL | TYP. | MAX. | UNIT |
| Forward voltage ⁽¹⁾ | $I_F = 0.4\text{A}$, $T_J = 25^\circ\text{C}$ | V_F | - | 0.95 | V |
| Reverse current @ rated V_R ⁽²⁾ | $T_J = 25^\circ\text{C}$ | I_R | - | 10 | μA |
| | $T_J = 125^\circ\text{C}$ | | - | 150 | μA |

Notes:

1. Pulse test with $PW=0.3$ ms
2. Pulse test with $PW=30$ ms.

| ORDERING INFORMATION | | | | |
|-----------------------------|---------------------|----------------------------|----------------|-------------------------|
| PART NO. | PACKING CODE | PACKING CODE SUFFIX | PACKAGE | PACKING |
| ABSxx-T (Note 1, 2) | RE | G | ABS | 1,000 / 7" Plastic reel |
| | RG | | ABS | 5,000 / 13" Paper reel |

Notes:

1. "xx" defines voltage from 600V (ABS6-T) to 1000V (ABS10-T)
2. Whole series with green compound (halogen-free)

| EXAMPLE P/N | | | | |
|--------------------|-----------------|---------------------|----------------------------|--------------------|
| EXAMPLE P/N | PART NO. | PACKING CODE | PACKING CODE SUFFIX | DESCRIPTION |
| ABS6-T REG | ABS6-T | RE | G | Green compound |

CHARACTERISTICS CURVES

($T_A = 25^\circ\text{C}$ unless otherwise noted)

Fig.1 Forward Current Derating Curve

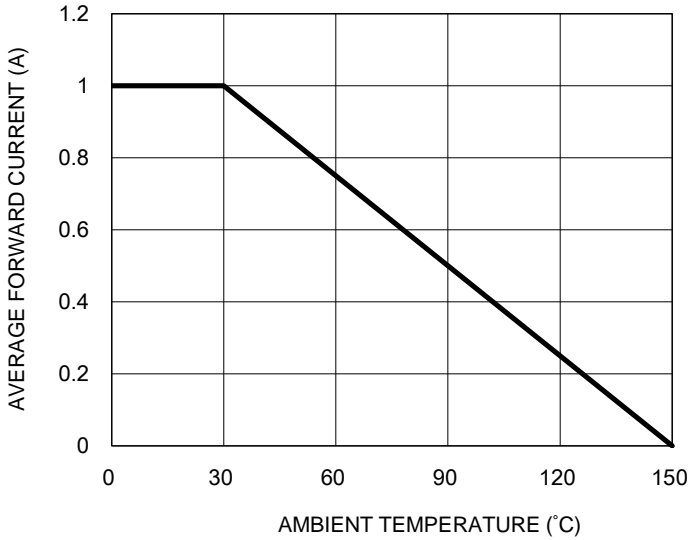


Fig.2 Typical Junction Capacitance

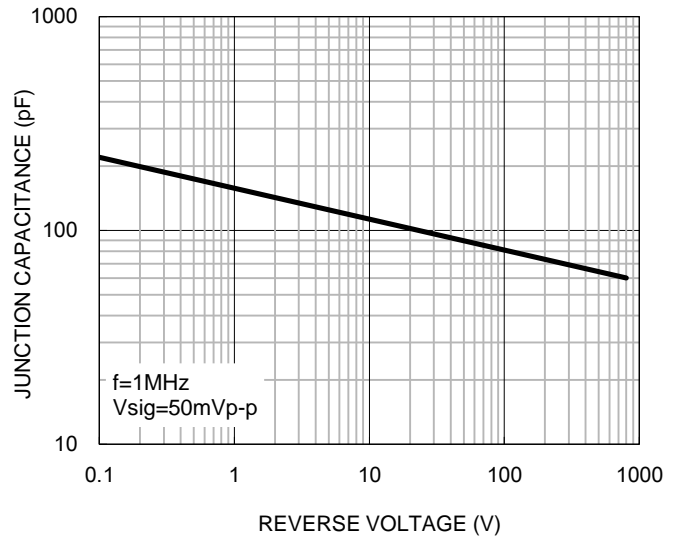


Fig.3 Typical Reverse Characteristics

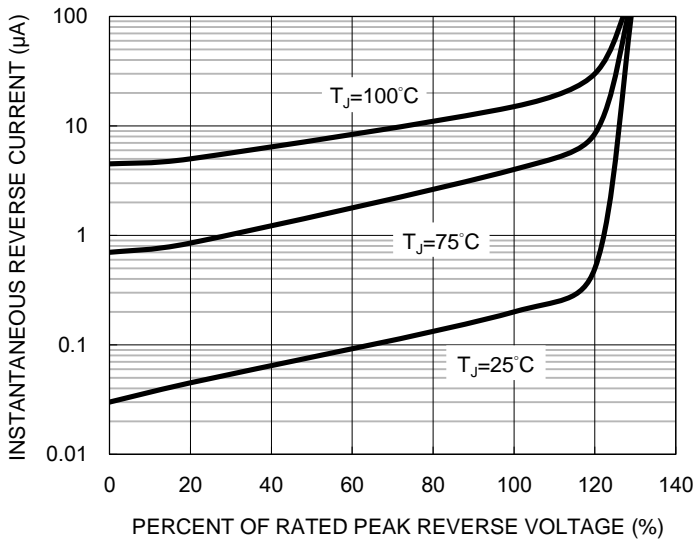
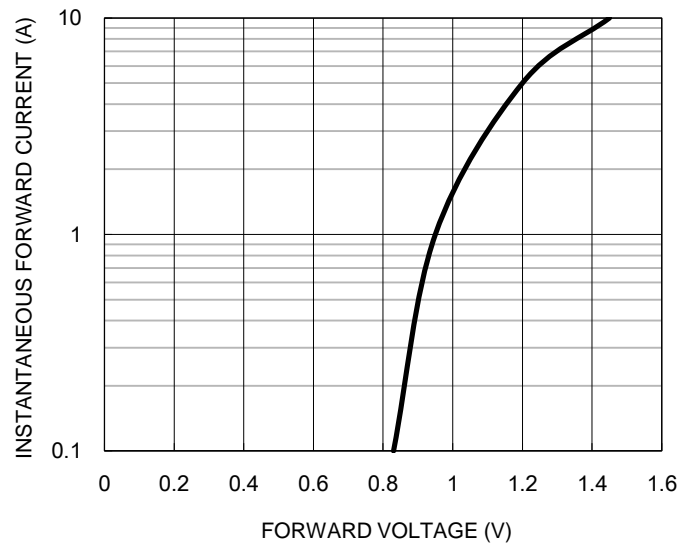


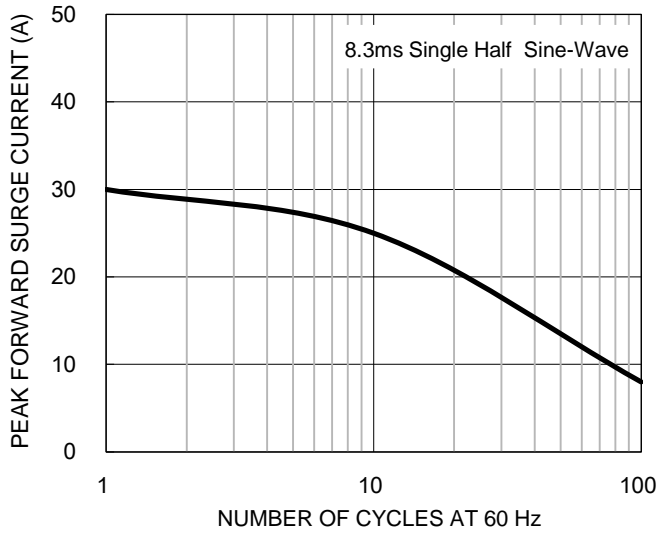
Fig.4 Typical Forward Characteristics



CHARACTERISTICS CURVES

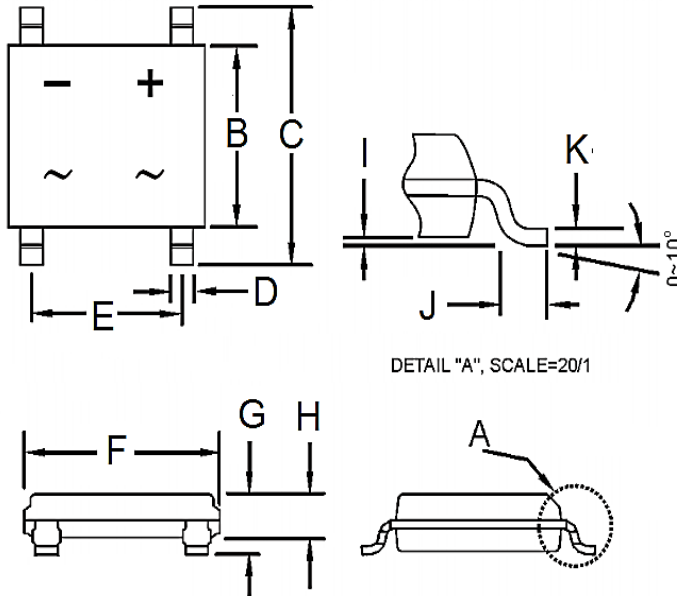
($T_A = 25^\circ\text{C}$ unless otherwise noted)

Fig.5 Maximum Non-repetitive Forward Surge Current



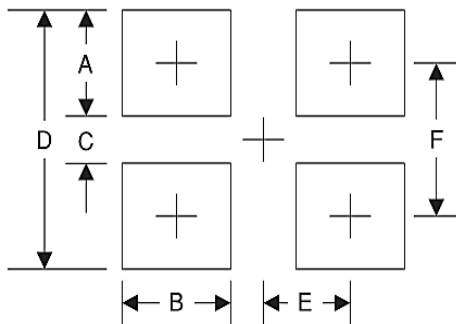
PACKAGE OUTLINE DIMENSIONS

ABS



| DIM. | Unit (mm) | | Unit (inch) | |
|------|-----------|------|-------------|-------|
| | Min. | Max. | Min. | Max. |
| B | 4.30 | 4.50 | 0.169 | 0.177 |
| C | 6.25 | 6.65 | 0.246 | 0.262 |
| D | 0.60 | 0.70 | 0.024 | 0.028 |
| E | 3.90 | 4.10 | 0.154 | 0.161 |
| F | 4.90 | 5.10 | 0.193 | 0.200 |
| G | 1.40 | 1.60 | 0.055 | 0.063 |
| H | 1.35 | 1.45 | 0.053 | 0.057 |
| I | 0.05 | 0.15 | 0.002 | 0.006 |
| J | 0.30 | 0.70 | 0.012 | 0.028 |
| K | 0.15 | 0.25 | 0.006 | 0.010 |

SUGGESTED PAD LAYOUT



| Symbol | Unit (mm) | Unit (inch) |
|--------|-----------|-------------|
| A | 1.5 | 0.059 |
| B | 0.9 | 0.035 |
| C | 4.22 | 0.166 |
| D | 7.22 | 0.284 |
| E | 2.05 | 0.081 |
| F | 5.72 | 0.225 |

MARKING DIAGRAM



P/N = Marking Code
 YW = Date Code
 F = Factory Code

Notice

Specifications of the products displayed herein are subject to change without notice. TSC or anyone on its behalf, assumes no responsibility or liability for any errors or inaccuracies.

Information contained herein is intended to provide a product description only. No license, express or implied, to any intellectual property rights is granted by this document. Except as provided in TSC's terms and conditions of sale for such products, TSC assumes no liability whatsoever, and disclaims any express or implied warranty, relating to sale and/or use of TSC products including liability or warranties relating to fitness for a particular purpose, merchantability, or infringement of any patent, copyright, or other intellectual property right.

The products shown herein are not designed for use in medical, life-saving, or life-sustaining applications. Customers using or selling these products for use in such applications do so at their own risk and agree to fully indemnify TSC for any damages resulting from such improper use or sale.

X-ON Electronics

Largest Supplier of Electrical and Electronic Components

Click to view similar products for [Bridge Rectifiers](#) category:

Click to view products by [Taiwan Semiconductor](#) manufacturer:

Other Similar products are found below :

[MB2510](#) [MB252](#) [MB356G](#) [MB358G](#) [GBJ1504-BP](#) [GBU10B-BP](#) [GBU15K-BP](#) [GBU4A-BP](#) [GBU4D-BP](#) [DB101-BP](#) [DF01](#) [DF10SA-E345](#)
[KBPC50-10S](#) [RS405GL-BP](#) [GBJ1502-BP](#) [GBU6M](#) [TB102M](#) [MB1510](#) [MB86](#) [TL401G](#) [MDA920A2](#) [TU602](#) [TU810](#) [MP5010W-BP](#)
[MP501W-BP](#) [MP502-BP](#) [KBPC25-02](#) [VBO160-12NO7](#) [VS-110MT120KPBF](#) [VS-60MT80KPBF](#) [DB105-BP](#) [DF1510S](#) [VS-](#)
[40MT160PAPBF](#) [GBU4G-BP](#) [GSIB15A80-E3/45](#) [DB104-BP](#) [D3SB60](#) [TB354](#) [GBJ2504-BP](#) [26MB100A](#) [B1S-G](#) [VS-40MT160KPBF](#)
[VUO162-16NO7](#) [ABS10-G](#) [GBU6B-BP](#) [GBJ1508-BP](#) [BR5010-G](#) [ABS6-G](#) [B125C800G-E4/51](#) [MSB15MH-13](#)