

200mA, 250V SMD Switching Diode

FEATURES

- Low power loss, high efficiency
- Ideal for automated placement
- High surge current capability
- Moisture sensitivity level: level 1, per J-STD-020
- RoHS Compliant
- Halogen-free according to IEC 61249-2-21

APPLICATIONS

- Switching mode power supply (SMPS)

MECHANICAL DATA

- Case: SOT-23
- Molding compound meets UL 94 V-0 flammability rating
- Terminal: Matte tin plated leads, solderable per J-STD-002
- Meet JESD 201 class 1A whisker test
- Weight: 8± 0.5 mg (approximately)

KEY PARAMETERS		
PARAMETER	VALUE	UNIT
I_F	200	mA
V_{RRM}	250	V
I_{FSM}	1	A
V_F at $I_F=200mA$	1.25	V
$T_{J\ MAX}$	150	°C
Package	SOT-23	



ABSOLUTE MAXIMUM RATINGS ($T_A = 25^\circ C$ unless otherwise noted)						
PARAMETER	SYMBOL	BAS21	BAS21A	BAS21C	BSA21S	UNIT
Marking code on the device		JS	JS2	JS3	JS4	
Power dissipation	P_D	225				mW
Repetitive peak reverse voltage	V_{RRM}	250				V
Repetitive peak forward current	I_{FRM}	625				mA
Forward current	I_F	200				mA
Non-Repetitive peak forward surge current @ $t = 8.3ms$	I_{FSM}	1				A
Junction temperature range	T_J	-55 to +150				°C
Storage temperature range	T_{STG}	-55 to +150				°C

THERMAL PERFORMANCE			
PARAMETER	SYMBOL	TYP	UNIT
Junction-to-ambient thermal resistance	$R_{\theta JA}$	500	$^{\circ}C/W$

ELECTRICAL SPECIFICATIONS ($T_A = 25^{\circ}C$ unless otherwise noted)					
PARAMETER	CONDITIONS	SYMBOL	MIN	MAX	UNIT
Forward voltage per diode ⁽¹⁾	$I_F = 100mA, T_J = 25^{\circ}C$	V_F	-	1.00	V
	$I_F = 200mA, T_J = 25^{\circ}C$			1.25	
Reverse voltage	$I_R = 100 \mu A, T_J = 25^{\circ}C$	V_R	250	-	V
Reverse current @ rated V_R per diode ⁽²⁾	$V_R = 200 V, T_J = 25^{\circ}C$	I_R	-	0.1	μA
Junction capacitance	$f=1 MHz, V_R=1V$	C_J	-	5	pF
Reverse recovery time	$I_F=I_R= 30mA, R_L= 100\Omega, I_{RR}= 1mA$	t_{rr}	-	50	ns

Notes:

1. Pulse test with PW=0.3 ms
2. Pulse test with PW=30 ms

ORDERING INFORMATION		
ORDERING CODE	PACKAGE	PACKING
BAS2xx RF	SOT-23	3K / 7" Reel
BAS2xx RFG	SOT-23	3K / 7" Reel
BAS2xx R5	SOT-23	10K / 13" Reel
BAS2xx R5G	SOT-23	10K / 13" Reel
BAS2xx-B0 RF	SOT-23	3K / 7" Reel
BAS2xx-B0 RFG	SOT-23	3K / 7" Reel
BAS2xx-B0 R5	SOT-23	10K / 13" Reel
BAS2xx-B0 R5G	SOT-23	10K / 13" Reel
BAS2xx-D0 RF	SOT-23	3K / 7" Reel
BAS2xx-D0 RFG	SOT-23	3K / 7" Reel
BAS2xx-D0 R5	SOT-23	10K / 13" Reel
BAS2xx-D0 R5G	SOT-23	10K / 13" Reel

Notes:

1. "xx" is device code from "1" to "1S"
2. "G" means green compound (halogen free)

CHARACTERISTICS CURVES

($T_A = 25^\circ\text{C}$ unless otherwise noted)

Fig.1 Typical Forward Characteristics

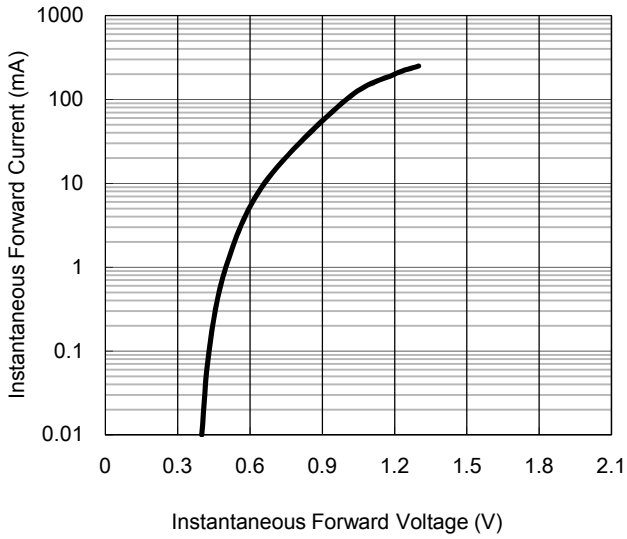


Fig. 2 Reverse Current VS. Junction Temperature

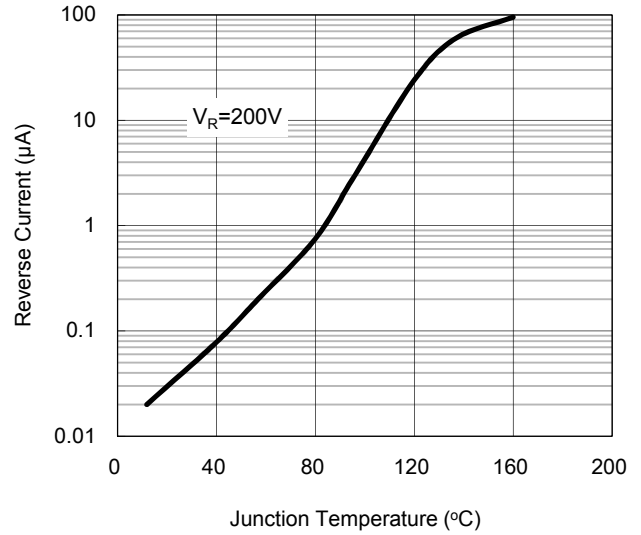
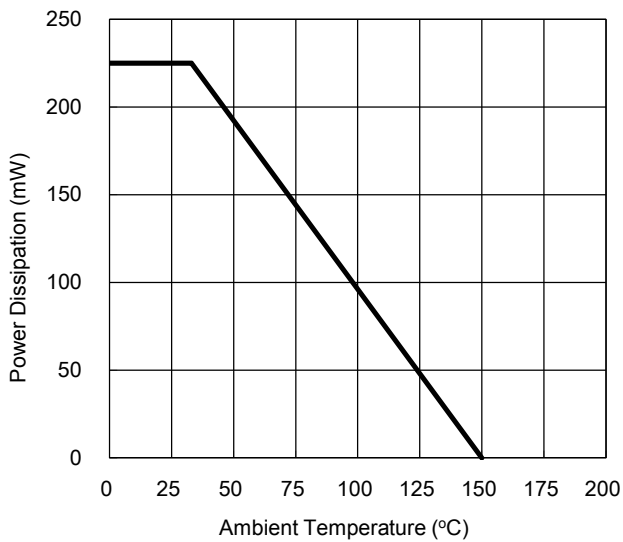
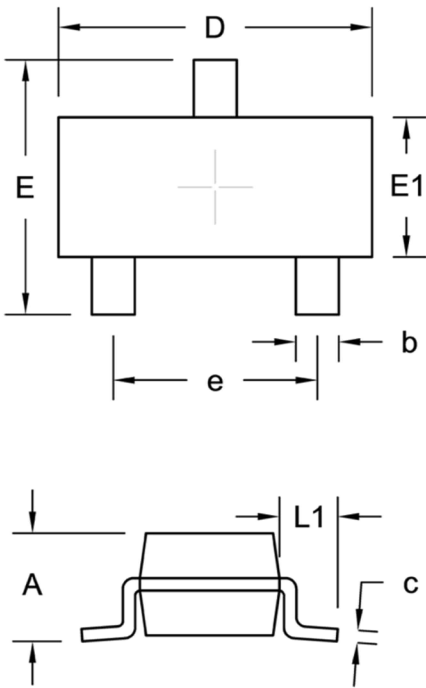


Fig.3 Admissible Power Dissipation Curve



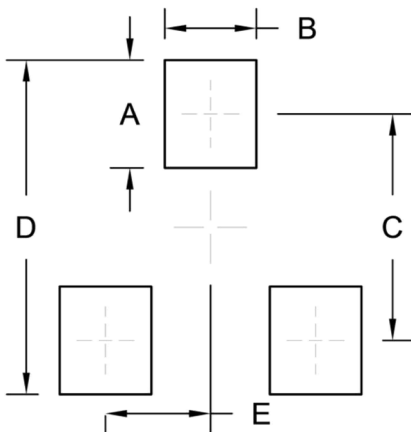
PACKAGE OUTLINE DIMENSION

SOT-23



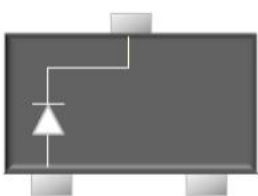
DIM.	Unit (mm)		Unit (inch)	
	Min.	Max.	Min.	Max.
A	0.89	1.12	0.035	0.044
b	0.30	0.50	0.012	0.020
c	0.08	0.20	0.003	0.008
D	2.80	3.04	0.110	0.120
E	2.10	2.64	0.083	0.104
E1	1.20	1.40	0.047	0.055
e	1.90 BSC		0.075 BSC	
L1	0.54 REF.		0.021 REF.	

SUGGESTED PAD LAYOUT

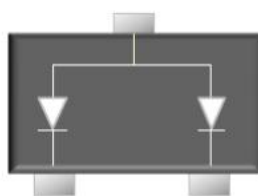


Symbol	Unit (mm)	Unit (inch)
A	1.00	0.039
B	0.85	0.033
C	2.10	0.083
D	3.10	0.122
E	0.98	0.039

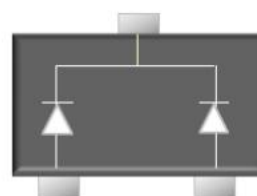
PIN CONFIGURATION



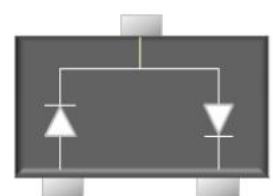
BAS21



BAS21A



BAS21C



BAS21S

Notice

Specifications of the products displayed herein are subject to change without notice. TSC or anyone on its behalf, assumes no responsibility or liability for any errors or inaccuracies.

Purchasers are solely responsible for the choice, selection, and use of TSC products and TSC assumes no liability for application assistance or the design of Purchasers' products.

Information contained herein is intended to provide a product description only. No license, express or implied, to any intellectual property rights is granted by this document. Except as provided in TSC's terms and conditions of sale for such products, TSC assumes no liability whatsoever, and disclaims any express or implied warranty, relating to sale and/or use of TSC products including liability or warranties relating to fitness for a particular purpose, merchantability, or infringement of any patent, copyright, or other intellectual property right.

The products shown herein are not designed for use in medical, life-saving, or life-sustaining applications. Customers using or selling these products for use in such applications do so at their own risk and agree to fully indemnify TSC for any damages resulting from such improper use or sale.

X-ON Electronics

Largest Supplier of Electrical and Electronic Components

Click to view similar products for [Diodes - General Purpose, Power, Switching category:](#)

Click to view products by [Taiwan Semiconductor manufacturer:](#)

Other Similar products are found below :

[RD0306T-H](#) [BAV17-TR](#) [BAV19-TR](#) [1N3611](#) [NTE156A](#) [NTE525](#) [NTE571](#) [NTE574](#) [NTE5804](#) [NTE5806](#) [NTE6244](#) [1SS181-TP](#)
[1SS193,LF](#) [1SS400CST2RA](#) [SDAA13](#) [SHN2D02FUTW1T1G](#) [LS4151GS08](#) [1N4449](#) [1N456A](#) [1N4934-E3/73](#) [1N914B](#) [1N914BTR](#)
[RFUH20TB3S](#) [BAS 28 E6327](#) [BAV199-TP](#) [BAW56DWQ-7-F](#) [BAW75-TAP](#) [MM230L-CAA](#) [IDW40E65D1](#) [JAN1N3600](#) [LL4151-GS18](#)
[053684A](#) [SMMSD4148T3G](#) [707803H](#) [NSVDAN222T1G](#) [SP000010217](#) [ACDSW4448-HF](#) [CDSZC01100-HF](#) [BAV199E6433HTMA1](#)
[BAV70M3T5G](#) [SMBT2001T1G](#) [NTE5801](#) [NTE5800](#) [NTE5808](#) [NTE6240](#) [NTE6248](#) [DLM10C-AT1](#) [BAS28-7](#) [BAW56HDW-13](#) [BAS28](#)
[TR](#)