

200mW, 2% Tolerance SMD Zener Diodes

FEATURES

- Wide zener voltage range selection: 2.4V to 75V
- V_Z tolerance selection of $\pm 2\%$
- Moisture sensitivity level: level 1, per J-STD-020
- Compliant to RoHS directive 2011/65/EU and in accordance to WEEE 2002/96/EC
- Halogen-free according to IEC 61249-2-21

APPLICATIONS


- Low voltage stabilizers or voltage references
- Adapters
- On-board DC/DC converter

| KEY PARAMETERS | | |
|----------------------------|------------|--------------------|
| PARAMETER | VALUE | UNIT |
| V_Z | 2.4-75 | V |
| P_D | 200 | mW |
| V_F at $I_F=10\text{mA}$ | 1 | V |
| T_J Max. | 150 | $^{\circ}\text{C}$ |
| Package | SOD-323F | |
| Configuration | Single die | |



MECHANICAL DATA

- Case: SOD-323F
- Molding compound meets UL 94 V-0 flammability rating
- Terminal: Matte tin plated leads, solderable per J-STD-002
- Polarity: Indicated by cathode band
- Weight: $4.02 \pm 0.5\text{mg}$ (approximately)



ABSOLUTE MAXIMUM RATINGS ($T_A = 25^{\circ}\text{C}$ unless otherwise noted)

| PARAMETER | SYMBOL | VALUE | UNIT |
|-------------------------------------|-----------|-------------|--------------------|
| Forward voltage @ $I_F=10\text{mA}$ | V_F | 1 | V |
| Power dissipation | P_D | 200 | mW |
| Junction temperature range | T_J | -65 to +150 | $^{\circ}\text{C}$ |
| Storage temperature range | T_{STG} | -65 to +150 | $^{\circ}\text{C}$ |

THERMAL PERFORMANCE

| PARAMETER | SYMBOL | TYP | UNIT |
|--|-----------------|-----|----------------------|
| Junction-to-ambient thermal resistance | $R_{\theta JA}$ | 625 | $^{\circ}\text{C/W}$ |

ELECTRICAL SPECIFICATIONS ($T_A = 25^\circ\text{C}$ unless otherwise noted)

| PART NUMBER | MARKING CODE | ZENER VOLTAGE | | | TEST CURRENT | REGULAR IMPEDANCE | | TEST CURRENT | LEAKAGE CURRENT | |
|----------------|-----------------|----------------|-------|-------|-----------------|----------------------|-------------------|-----------------|--------------------|------|
| | | $V_Z @ I_{ZT}$ | | | I_{ZT} | $Z_{ZT} @ I_{ZT}$ | $Z_{ZK} @ I_{ZK}$ | I_{ZK} | $I_R @ V_R$ | |
| | | V | | | mA | Ω | Ω | mA | μA | V |
| | | Min. | Nom. | Max. | | Max. | Max. | | Max. | |
| BZT52B2V4S | OZ | 2.35 | 2.40 | 2.45 | 5 | 100 | 564 | 1 | 45 | 1 |
| BZT52B2V7S | 1Z | 2.65 | 2.70 | 2.75 | 5 | 100 | 564 | 1 | 18 | 1 |
| BZT52B3V0S | 2Z | 2.94 | 3.00 | 3.06 | 5 | 100 | 564 | 1 | 9 | 1 |
| BZT52B3V3S | 3Z | 3.23 | 3.30 | 3.37 | 5 | 95 | 564 | 1 | 4.5 | 1 |
| BZT52B3V6S | 4Z | 3.53 | 3.60 | 3.67 | 5 | 90 | 564 | 1 | 4.5 | 1 |
| BZT52B3V9S | 5Z | 3.82 | 3.90 | 3.98 | 5 | 90 | 564 | 1 | 2.7 | 1 |
| BZT52B4V3S | 6Z | 4.21 | 4.30 | 4.39 | 5 | 90 | 564 | 1 | 2.7 | 1 |
| BZT52B4V7S | 7Z | 4.61 | 4.70 | 4.79 | 5 | 80 | 470 | 1 | 2.7 | 2.0 |
| BZT52B5V1S | 8Z | 5.00 | 5.10 | 5.20 | 5 | 60 | 451 | 1 | 1.8 | 2.0 |
| BZT52B5V6S | 9Z | 5.49 | 5.60 | 5.71 | 5 | 40 | 376 | 1 | 0.9 | 2.0 |
| BZT52B6V2S | AZ | 6.08 | 6.20 | 6.32 | 5 | 10 | 141 | 1 | 2.7 | 4.0 |
| BZT52B6V8S | BZ | 6.66 | 6.80 | 6.94 | 5 | 15 | 75 | 1 | 1.8 | 4.0 |
| BZT52B7V5S | CZ | 7.35 | 7.50 | 7.65 | 5 | 15 | 75 | 1 | 0.9 | 5.0 |
| BZT52B8V2S | DZ | 8.04 | 8.20 | 8.36 | 5 | 15 | 75 | 1 | 0.63 | 5.0 |
| BZT52B9V1S | EZ | 8.92 | 9.10 | 9.28 | 5 | 15 | 94 | 1 | 0.45 | 6.0 |
| BZT52B10S | FZ | 9.80 | 10.00 | 10.20 | 5 | 20 | 141 | 1 | 0.18 | 7.0 |
| BZT52B11S | GZ | 10.78 | 11.00 | 11.22 | 5 | 20 | 141 | 1 | 0.09 | 8.0 |
| BZT52B12S | HZ | 11.76 | 12.00 | 12.24 | 5 | 25 | 141 | 1 | 0.09 | 8.0 |
| BZT52B13S | JZ | 12.74 | 13.00 | 13.26 | 5 | 30 | 160 | 1 | 0.09 | 8.0 |
| BZT52B15S | KZ | 14.70 | 15.00 | 15.30 | 5 | 30 | 188 | 1 | 0.045 | 10.5 |
| BZT52B16S | LZ | 15.68 | 16.00 | 16.32 | 5 | 40 | 188 | 1 | 0.045 | 11.2 |
| BZT52B18S | MZ | 17.64 | 18.00 | 18.36 | 5 | 45 | 212 | 1 | 0.045 | 12.6 |
| BZT52B20S | NZ | 19.60 | 20.00 | 20.40 | 5 | 55 | 212 | 1 | 0.045 | 14.0 |
| BZT52B22S | PZ | 21.56 | 22.00 | 22.44 | 5 | 55 | 235 | 1 | 0.045 | 15.4 |
| BZT52B24S | RZ | 23.52 | 24.00 | 24.48 | 5 | 70 | 235 | 1 | 0.045 | 16.8 |
| BZT52B27S | SZ | 26.46 | 27.00 | 27.54 | 2 | 80 | 282 | 0.5 | 0.045 | 18.9 |
| BZT52B30S | TZ | 29.40 | 30.00 | 30.60 | 2 | 80 | 282 | 0.5 | 0.045 | 21.0 |
| BZT52B33S | UZ | 32.34 | 33.00 | 33.66 | 2 | 80 | 306 | 0.5 | 0.045 | 23.0 |
| BZT52B36S | VZ | 35.28 | 36.00 | 36.72 | 2 | 90 | 329 | 0.5 | 0.045 | 25.2 |
| BZT52B39S | WZ | 38.22 | 39.00 | 39.78 | 2 | 130 | 329 | 0.5 | 0.045 | 27.3 |
| BZT52B43S | XZ | 42.14 | 43.00 | 43.86 | 2 | 150 | 353 | 0.5 | 0.045 | 30.1 |
| BZT52B47S | YZ | 46.06 | 47.00 | 47.94 | 2 | 170 | 353 | 0.5 | 0.045 | 33.0 |
| BZT52B51S | -Z | 49.98 | 51.00 | 52.02 | 2 | 180 | 376 | 0.5 | 0.045 | 35.7 |
| BZT52B56S | =Z | 54.88 | 56.00 | 57.12 | 2 | 200 | 400 | 0.5 | 0.045 | 39.2 |
| BZT52B62S | ≡Z | 60.76 | 62.00 | 63.24 | 2 | 215 | 423 | 0.5 | 0.045 | 43.4 |
| BZT52B68S | >Z | 66.64 | 68.00 | 69.36 | 2 | 240 | 447 | 0.5 | 0.045 | 47.6 |
| BZT52B75S | <Z | 73.50 | 75.00 | 76.50 | 2 | 255 | 470 | 0.5 | 0.045 | 52.5 |

Notes:

1. The zener voltage (V_Z) is tested under pulse condition of 30ms.
2. The device numbers listed have a standard tolerance on the normal zener voltage of $\pm 2\%$.
3. For detailed information on price, availability and delivery of normal zener voltages between the voltages shown and tighter voltage tolerances, contact your nearest Taiwan Semiconductor representative.
4. The Zener impedance is derived from the 60-cycle ac voltage, which results when an ac current having an RMS value equal to 10% of the DC zener current (I_{ZT} or I_{ZK}) is superimposed to I_{ZT} or I_{ZK} .

| ORDERING INFORMATION | | |
|-----------------------------|----------------|----------------|
| PART NO. (Note 1) | PACKAGE | PACKING |
| BZT52BxxxS RRG | SOD-323F | 3K / 7" Reel |
| BZT52BxxxS RR | SOD-323F | 3K / 7" Reel |
| BZT52BxxxS R9G | SOD-323F | 10K / 13" Reel |
| BZT52BxxxS R9 | SOD-323F | 10K / 13" Reel |

Note:

1. "xxx" defines voltage from 2.4V (BZT52B2V4S) to 75V (BZT52B75S)

CHARACTERISTICS CURVES

($T_A = 25^\circ\text{C}$ unless otherwise noted)

Fig.1 Typical Forward Characteristics

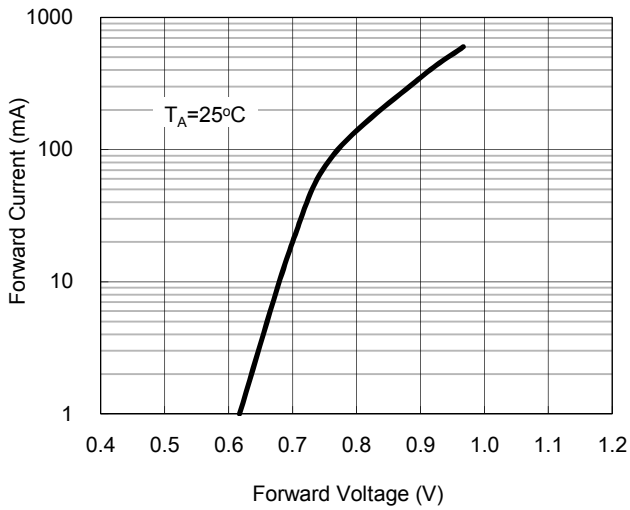


Fig. 2 Zener Breakdown Characteristics

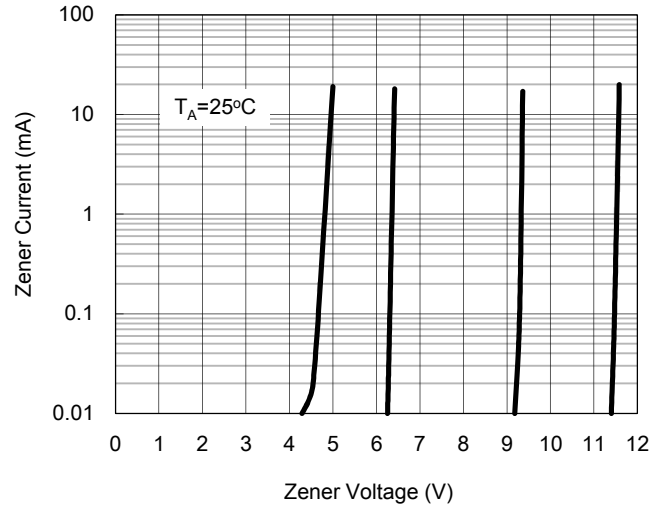


Fig. 3 Zener Breakdown Characteristics

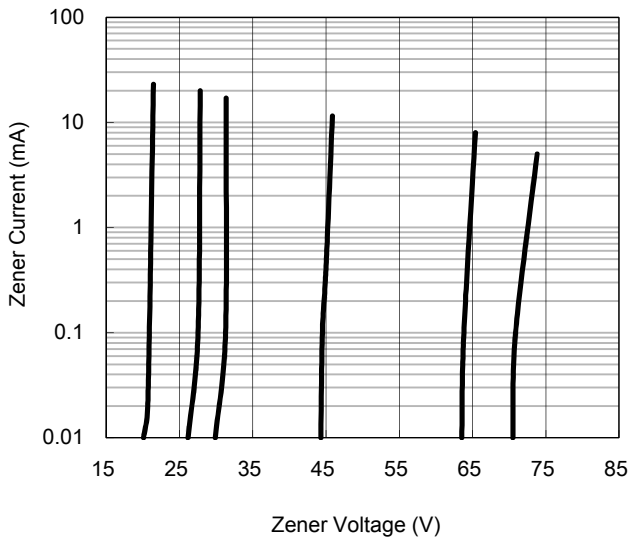
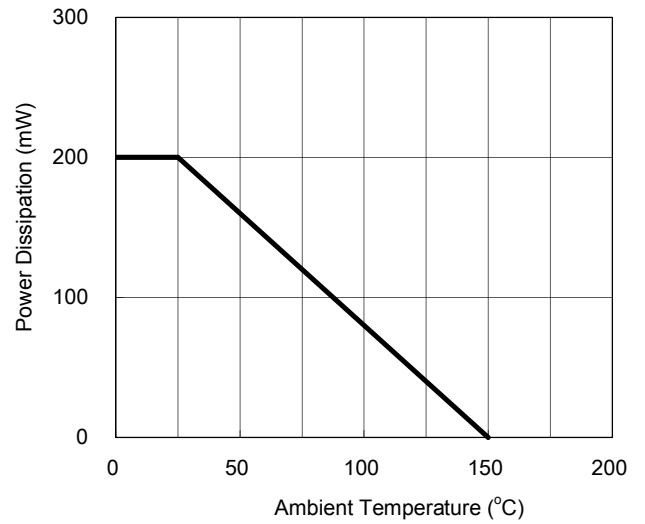


Fig.4 Power Dissipation Curve



CHARACTERISTICS CURVES

($T_A = 25^\circ\text{C}$ unless otherwise noted)

Fig.5 Typical Capacitance

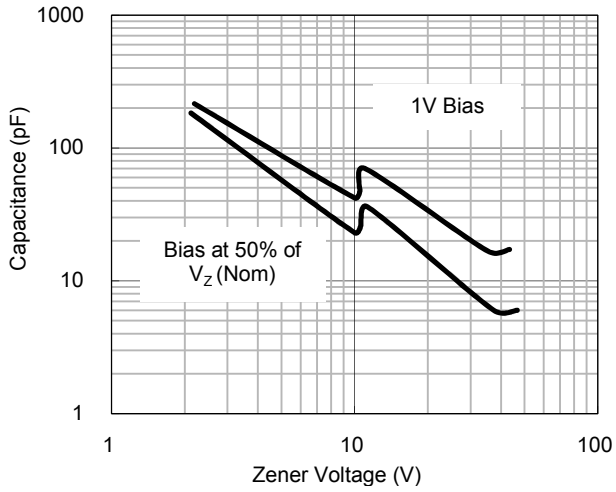
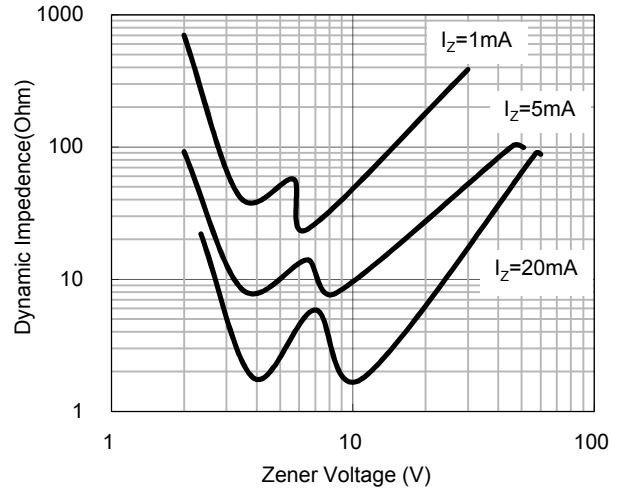
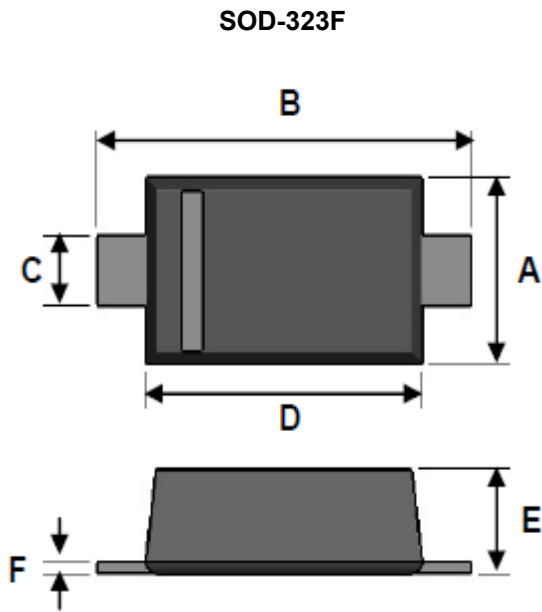


Fig.6 Effect of Zener Voltage on Impedance

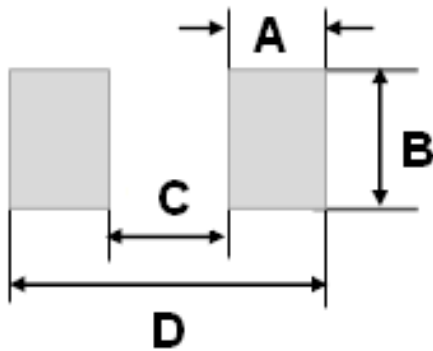


PACKAGE OUTLINE DIMENSION



| DIM. | Unit (mm) | | Unit (inch) | |
|------|-----------|------|-------------|-------|
| | Min | Max | Min | Max |
| A | 1.15 | 1.35 | 0.045 | 0.053 |
| B | 2.30 | 2.80 | 0.091 | 0.110 |
| C | 0.25 | 0.40 | 0.010 | 0.016 |
| D | 1.60 | 1.80 | 0.063 | 0.071 |
| E | 0.80 | 1.10 | 0.031 | 0.043 |
| F | 0.05 | 0.25 | 0.002 | 0.010 |

SUGGEST PAD LAYOUT



| DIM. | Unit (mm) | Unit (inch) |
|------|-----------|-------------|
| | Typ. | Typ. |
| A | 0.63 | 0.025 |
| B | 0.83 | 0.033 |
| C | 1.60 | 0.063 |
| D | 2.86 | 0.113 |

Notice

Specifications of the products displayed herein are subject to change without notice. TSC or anyone on its behalf, assumes no responsibility or liability for any errors or inaccuracies.

Information contained herein is intended to provide a product description only. No license, express or implied, to any intellectual property rights is granted by this document. Except as provided in TSC's terms and conditions of sale for such products, TSC assumes no liability whatsoever, and disclaims any express or implied warranty, relating to sale and/or use of TSC products including liability or warranties relating to fitness for a particular purpose, merchantability, or infringement of any patent, copyright, or other intellectual property right.

The products shown herein are not designed for use in medical, life-saving, or life-sustaining applications. Customers using or selling these products for use in such applications do so at their own risk and agree to fully indemnify TSC for any damages resulting from such improper use or sale.

X-ON Electronics

Largest Supplier of Electrical and Electronic Components

Click to view similar products for [Zener Diodes](#) category:

Click to view products by [Taiwan Semiconductor](#) manufacturer:

Other Similar products are found below :

[MMSZ5245BS-7-F](#) [RKZ13B2KG#P1](#) [RKZ5.6B2KJ#R1](#) [EDZTE6113B](#) [EDZTE6116B](#) [EDZTE616.8B](#) [1N747A](#) [1N966B](#) [NTE5116A](#)
[NTE5121A](#) [NTE5139A](#) [NTE5147A](#) [NTE5152A](#) [NTE5155A](#) [NTE5156A](#) [NTE5164A](#) [JANS1N4974US](#) [SMAJ4764A-TP](#) [RKZ5.1BKU#P6](#)
[3SMAJ5946B-TP](#) [3SMAJ5950B-TP](#) [3SMBJ5920B-TP](#) [3SMBJ5925B-TP](#) [TDZTR24](#) [441774C](#) [MMSZ4678-TP](#) [MMSZ5232BQ-13-F](#)
[BZG04-36](#) [BZG05C9V1-HE3-TR](#) [HZM30NBTR-E](#) [UDZTE-175.1B](#) [3SMAJ5945B-TP](#) [3SMAJ5947B-TP](#) [3SMBJ5941B-TP](#) [DL4746A-TP](#)
[RKZ18B2KK#R1](#) [RKZ10B2KL#R1](#) [RKZ6.8B2KL#R1](#) [RKZ8.2B2KL#R1](#) [DZ2S240M0L](#) [SMAZ27-TP](#) [SMBZ5920B-E3/52](#) [ZMM3.0](#)
[RD16UM-T1-A](#) [RD39S-T1-A](#) [RD9.1S-T1-A](#) [RD10S-T1-A](#) [RD20S-T1-A](#) [RD2.2S-T1-A](#) [RD2.7UM-T1-A](#)