

5000W, 16V - 100V Surface Mount Transient Voltage Suppressor

FEATURES

- AEC-Q101 qualified
- 5000W peak pulse power capability at 10/1000 μ s waveform
- Ideal for automated placement
- Photo glass passivated junction
- Excellent clamping capability
- Fast response time: Typically less than 1.0ps
- Moisture sensitivity level: level 1, per J-STD-020
- RoHS Compliant
- Halogen-free according to IEC 61249-2-21

APPLICATIONS

- I/O interface
- AC/DC power supply

MECHANICAL DATA

- Case: DO-214AB (SMC)
- Molding compound meets UL 94V-0 flammability rating
- Terminal: Matte tin plated leads, solderable per J-STD-002
- Meet JESD 201 class 2 whisker test
- Polarity: Indicated by cathode band
- Weight: 0.300g (approximately)

KEY PARAMETERS		
PARAMETER	VALUE	UNIT
V_{WM}	16 - 100	V
V_{BR} (uni-directional)	17.8 - 123	V
P_{PPSM}	5000	W
T_{JMAX}	175	°C
Package	DO-214AB (SMC)	
Configuration	Stacked die	


DO-214AB (SMC)


ABSOLUTE MAXIMUM RATINGS ($T_A = 25^\circ\text{C}$ unless otherwise noted)

PARAMETER	SYMBOL	VALUE	UNIT
Non-repetitive peak impulse power dissipation with 10/1000 μ s waveform ⁽¹⁾	P_{PK}	5000	W
Steady state power dissipation at $T_L = 75^\circ\text{C}$ ⁽²⁾	P_D	6.25	W
Forward Voltage @ $I_F = 100\text{A}$ for Uni-directional only ⁽³⁾	V_F	5	V
Junction temperature	T_J	-55 to +175	°C
Storage temperature	T_{STG}	-55 to +175	°C

Notes:

1. Non-repetitive current pulse per Fig.3 and derated above $T_A = 25^\circ\text{C}$ Per Fig.1
2. Units mounted on PCB (16mm x 16mm Cu pad test board)
3. Pulse test with $PW = 0.3\text{ms}$

THERMAL PERFORMANCE

PARAMETER	SYMBOL	TYP	UNIT
Junction-to-lead thermal resistance	$R_{\theta JL}$	16	°C/W
Junction-to-ambient thermal resistance	$R_{\theta JA}$	61	°C/W
Junction-to-case thermal resistance	$R_{\theta JC}$	17	°C/W

Thermal Performance Note: Units mounted on PCB (16mm x 16mm Cu pad test board)

ELECTRICAL SPECIFICATIONS ($T_A = 25^\circ\text{C}$ unless otherwise noted)

Part number	Marking code	Breakdown voltage $V_{BR}@I_T$ (V) (Note 1)		Test current I_T (mA)	Working stand-off voltage V_{WM} (V)	Maximum blocking leakage current $I_{B}@V_{WM}$ (μA) (Note 1)	Maximum peak impulse current I_{PP} (A)	Maximum clamping voltage $V_C@I_{PP}$ (V)	Maximum Temp. coefficient of V_{BR} $\alpha V_{BR}@I_T$ (mV/ $^\circ\text{C}$)
		Min	Max						
5.0SMDJ16AH	5PET	17.8	19.7	1	16	50	193	26.0	0.096
5.0SMDJ17AH	5PEU	18.9	20.9	1	17	20	181	27.6	0.097
5.0SMDJ18AH	5PEV	20.0	22.1	1	18	10	172	29.2	0.098
5.0SMDJ20AH	5PEW	22.2	24.5	1	20	5	155	32.4	0.099
5.0SMDJ22AH	5PEX	24.4	26.9	1	22	5	141	35.5	0.100
5.0SMDJ24AH	5PEZ	26.7	29.5	1	24	2	129	38.9	0.101
5.0SMDJ26AH	5PFE	28.9	31.9	1	26	2	119	42.1	0.101
5.0SMDJ28AH	5PFG	31.1	34.4	1	28	2	110	45.4	0.102
5.0SMDJ30AH	5PFK	33.3	36.8	1	30	2	103	48.4	0.103
5.0SMDJ33AH	5PFM	36.7	40.6	1	33	2	93.9	53.3	0.104
5.0SMDJ36AH	5PFP	40.0	44.2	1	36	2	86.1	58.1	0.104
5.0SMDJ40AH	5PFR	44.4	49.1	1	40	2	77.6	64.5	0.105
5.0SMDJ43AH	5PFT	47.8	52.8	1	43	2	72.1	69.4	0.105
5.0SMDJ45AH	5PFV	50.0	55.3	1	45	2	68.8	72.7	0.106
5.0SMDJ48AH	5PFX	53.3	58.9	1	48	2	64.7	77.4	0.106
5.0SMDJ51AH	5PFZ	56.7	62.7	1	51	2	60.7	82.4	0.107
5.0SMDJ54AH	5PGE	60.0	66.3	1	54	2	57.5	87.1	0.107
5.0SMDJ58AH	5PGG	64.4	71.2	1	58	2	53.5	93.6	0.107
5.0SMDJ60AH	5PGK	66.7	73.7	1	60	2	51.7	96.8	0.108
5.0SMDJ64AH	5PGM	71.1	78.6	1	64	2	48.6	103	0.108
5.0SMDJ70AH	5PGP	77.8	86.0	1	70	2	44.3	113	0.108
5.0SMDJ75AH	5PGR	83.3	92.1	1	75	2	41.4	121	0.108
5.0SMDJ78AH	5PGT	86.7	95.8	1	78	2	39.7	126	0.108
5.0SMDJ85AH	5PGV	94.4	104	1	85	2	36.5	137	0.110
5.0SMDJ90AH	5PGX	100	111	1	90	2	34.3	146	0.110
5.0SMDJ100AH	5PGZ	111	123	1	100	2	30.9	162	0.110

Note:

1. Pulse test with PW = 30ms

ORDERING INFORMATION

ORDERING CODE ⁽¹⁾	PACKAGE	PACKING
5.0SMDJxH	DO-214AB (SMC)	3,000 / Tape & Reel

Notes:

1. "x" defines voltage from 16V(5.0SMDJ16AH) to 100V(5.0SMDJ100AH)

CHARACTERISTICS CURVES

($T_A = 25^\circ\text{C}$ unless otherwise noted)

Fig.1 Pulse Power or Current vs. Initial Junction Temperature

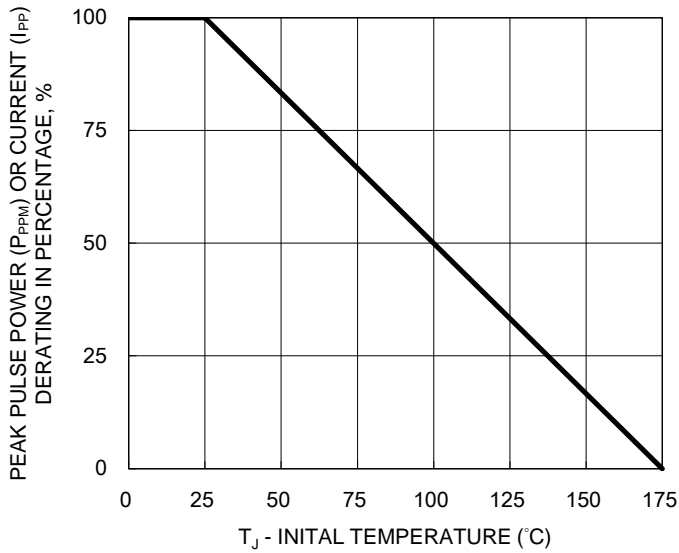


Fig.2 Power Derating Curve

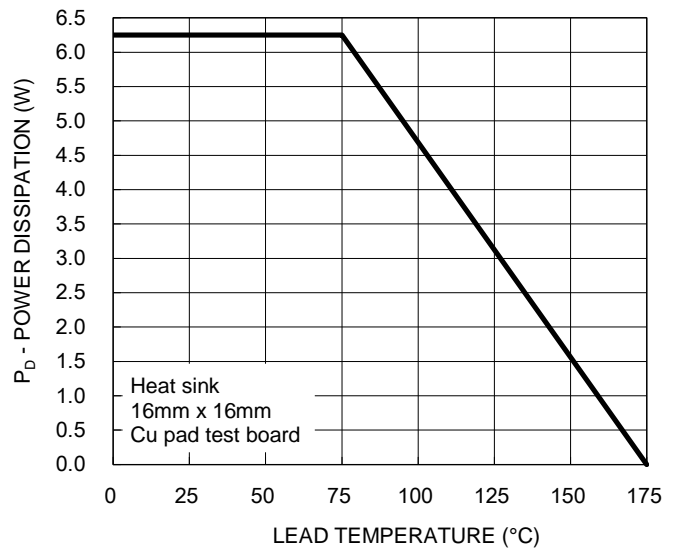


Fig.3 Pulse Waveform

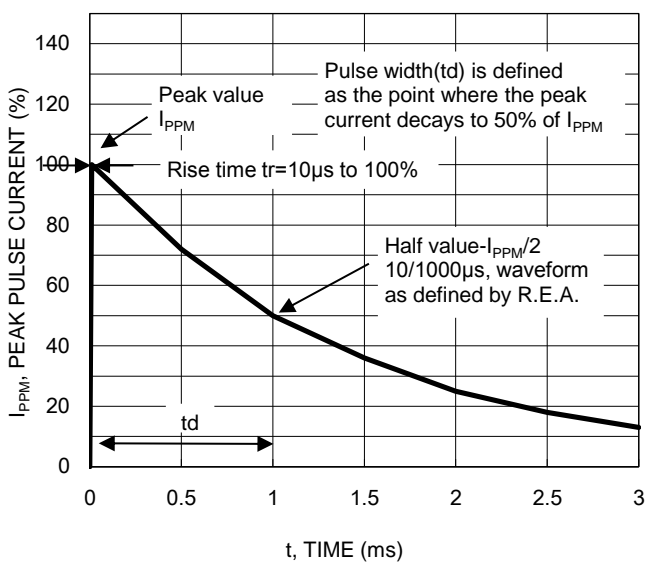
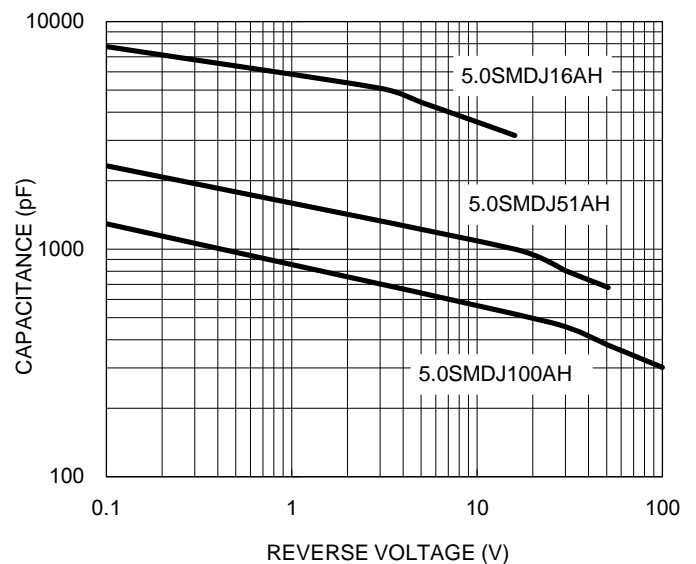
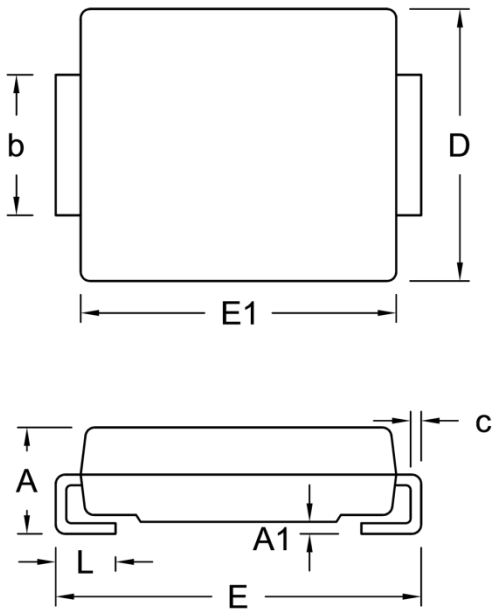


Fig.4 Typical Junction Capacitance



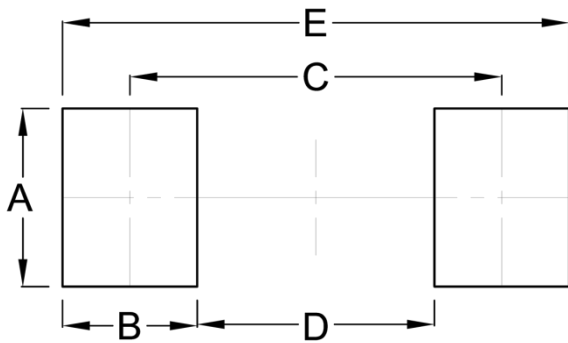
PACKAGE OUTLINE DIMENSIONS

DO-214AB (SMC)



DIM.	Unit (mm)		Unit (inch)	
	Min.	Max.	Min.	Max.
A	2.00	2.62	0.079	0.103
A1	0.10	0.20	0.004	0.008
b	2.90	3.20	0.114	0.126
c	0.15	0.31	0.006	0.012
D	5.59	6.22	0.220	0.245
E	7.75	8.13	0.305	0.320
E1	6.60	7.11	0.260	0.280
L	1.00	1.60	0.039	0.063

SUGGESTED PAD LAYOUT



Symbol	Unit (mm)	Unit (inch)
A	3.30	0.130
B	2.50	0.098
C	6.90	0.272
D	4.40	0.173
E	9.40	0.370

MARKING DIAGRAM



- P/N = Marking Code
- G = Green Compound
- YW = Date Code
- F = Factory Code

Notice

Specifications of the products displayed herein are subject to change without notice. TSC or anyone on its behalf, assumes no responsibility or liability for any errors or inaccuracies.

Purchasers are solely responsible for the choice, selection, and use of TSC products and TSC assumes no liability for application assistance or the design of Purchasers' products.

Information contained herein is intended to provide a product description only. No license, express or implied, to any intellectual property rights is granted by this document. Except as provided in TSC's terms and conditions of sale for such products, TSC assumes no liability whatsoever, and disclaims any express or implied warranty, relating to sale and/or use of TSC products including liability or warranties relating to fitness for a particular purpose, merchantability, or infringement of any patent, copyright, or other intellectual property right.

The products shown herein are not designed for use in medical, life-saving, or life-sustaining applications. Customers using or selling these products for use in such applications do so at their own risk and agree to fully indemnify TSC for any damages resulting from such improper use or sale.

X-ON Electronics

Largest Supplier of Electrical and Electronic Components

Click to view similar products for [Zener Diodes](#) category:

Click to view products by [Taiwan Semiconductor](#) manufacturer:

Other Similar products are found below :

[RKZ13B2KG#P1](#) [RKZ5.6B2KJ#R1](#) [DL5234B](#) [1N4682](#) [1N4693](#) [1N4732A](#) [1N4736A](#) [1N4750A](#) [1N4759ARL](#) [1N5241B](#) [1N5365B](#)
[1N5369B](#) [1N747A](#) [1N959B](#) [1N964B](#) [1N966B](#) [1N968B](#) [1N972B](#) [NTE5121A](#) [NTE5147A](#) [NTE5152A](#) [NTE5155A](#) [NTE5164A](#)
[JANS1N4974US](#) [JANTX1N5907](#) [1N4692](#) [1N4700](#) [1N4702](#) [1N4704](#) [1N4711](#) [1N4714](#) [1N4737A](#) [1N4745ARL](#) [1N4752A](#) [1N4752ARL](#)
[1N4760ARL](#) [1N5221B](#) [1N5236B](#) [1N5242BTR](#) [1N5350B](#) [1N5352B](#) [1N961BRR1](#) [1N964BRL](#) [RKZ5.1BKU#P6](#) [3SMAJ5946B-TP](#)
[3SMAJ5950B-TP](#) [3SMBJ5925B-TP](#) [441774C](#) [MMSZ5230BQ-13-F](#) [BZX84C7V5](#)