

## 1A, 200V - 600V Surface Mount Super Fast Rectifier

### FEATURES

- Glass passivated junction chip
- Ideal for automated placement
- Low profile package
- Low power loss, high efficiency
- Compliant to RoHS Directive 2011/65/EU and in accordance to WEEE 2002/96/EC
- Halogen-free according to IEC 61249-2-21

### APPLICATIONS

- High frequency rectification
- Freewheeling application
- Switching mode converters and inverters in computer, automotive and telecommunication.

### MECHANICAL DATA

- Case: SOD-123FL
- Molding compound meets UL 94 V-0 flammability rating
- Moisture sensitivity level: level 1, per J-STD-020
- Packing code with suffix "G" means green compound (halogen-free)
- Terminal: Matte tin plated leads, solderable per J-STD-002
- Meet JESD 201 class 1A whisker test
- Polarity: As marked
- Weight: 16 mg (approximately)

KEY PARAMETERS		
PARAMETER	VALUE	UNIT
$I_{F(AV)}$	1	A
$V_{RRM}$	200 - 600	V
$I_{FSM}$	30	A
$T_{JMAX}$	150	°C
Package	SOD-123FL	
Configuration	Single dice	



**SOD-123FL**

### ABSOLUTE MAXIMUM RATINGS ( $T_A = 25^\circ\text{C}$ unless otherwise noted)

PARAMETER	SYMBOL	ES1DFL	ES1GFL	ES1JFL	UNIT
Marking code on the device		EDF	EGF	EJF	
Repetitive peak reverse voltage	$V_{RRM}$	200	400	600	V
Reverse voltage, total rms value	$V_{RMS}$	140	280	420	V
Maximum DC blocking voltage	$V_{DC}$	200	400	600	
Forward current	$I_{F(AV)}$	1			A
Surge peak forward current, 8.3 ms single half sine-wave superimposed on rated load per diode	$I_{FSM}$	30			A
Junction temperature	$T_J$	- 55 to +150			°C
Storage temperature	$T_{STG}$	- 55 to +150			°C

<b>THERMAL PERFORMANCE</b>			
<b>PARAMETER</b>	<b>SYMBOL</b>	<b>TYP</b>	<b>UNIT</b>
Junction to Lead Thermal Resistance	$R_{\theta JL}$	35	°C/W
Junction to Ambient Thermal Resistance	$R_{\theta JA}$	85	°C/W

<b>ELECTRICAL SPECIFICATIONS</b> ( $T_A = 25^\circ\text{C}$ unless otherwise noted)						
<b>PARAMETER</b>		<b>CONDITIONS</b>	<b>SYMBOL</b>	<b>TYP</b>	<b>MAX</b>	<b>UNIT</b>
Forward voltage <sup>(1)</sup>	ES1DFL	$I_F = 1\text{A}, T_J = 25^\circ\text{C}$	$V_F$	-	1.0	V
	ES1GFL			-	1.3	V
	ES1JFL			-	1.7	V
Reverse current @ rated $V_R$ per diode <sup>(2)</sup>		$T_J = 25^\circ\text{C}$	$I_R$	-	5	$\mu\text{A}$
		$T_J = 125^\circ\text{C}$		-	100	$\mu\text{A}$
Junction capacitance		1 MHz, $V_R = 4\text{V}$	$C_J$	8	-	pF
Reverse recovery time		$I_F = 0.5\text{A}, I_R = 1.0\text{A}$ $I_{RR} = 0.25\text{A}$	$t_{rr}$	-	35	nS

**Notes:**

1. Pulse test with  $PW = 0.3\text{ ms}$
2. Pulse test with  $PW = 30\text{ ms}$

<b>ORDERING INFORMATION</b>				
<b>PART NO.</b>	<b>PACKING CODE</b>	<b>PACKING CODE SUFFIX</b>	<b>PACKAGE</b>	<b>PACKING</b>
ES1xFL (Note1)	RV	G	SOD-123FL	3,000 / 7" Plastic reel
	RQ		SOD-123FL	10,000 / 13" Paper reel

**Notes:**

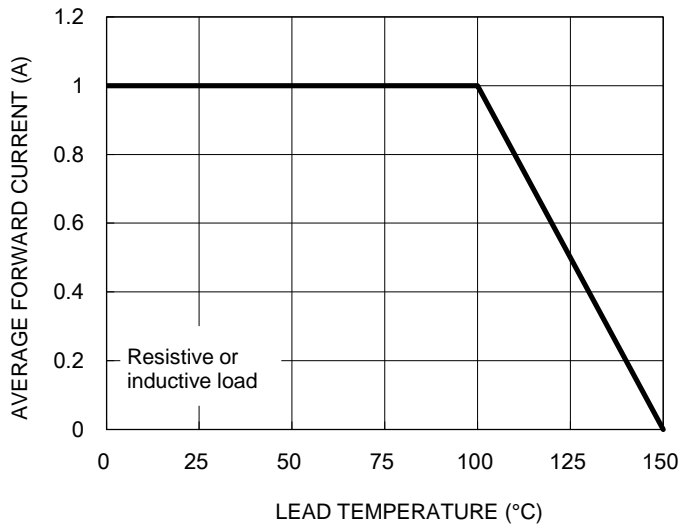
1. "x" defines voltage from 200V (ES1DFL) to 600V (ES1JFL)
2. Whole series with green compound

<b>EXAMPLE</b>				
<b>EXAMPLE P/N</b>	<b>PART NO.</b>	<b>PACKING CODE</b>	<b>PACKING CODE SUFFIX</b>	<b>DESCRIPTION</b>
ES1JFL RVG	ES1JFL	RV	G	Green compound

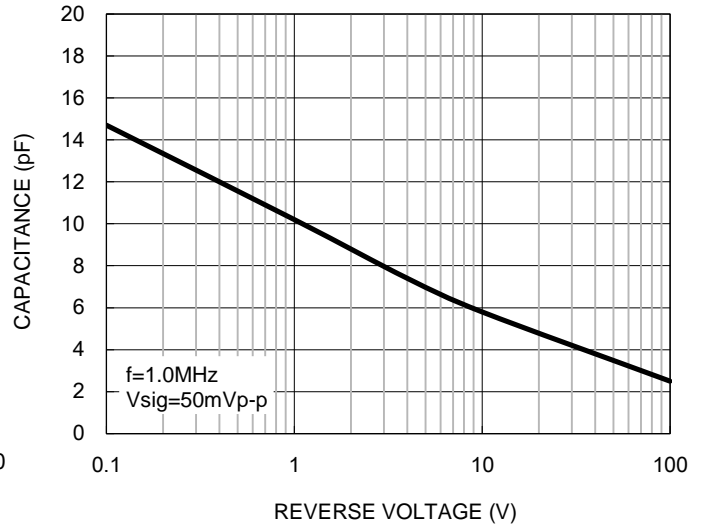
**CHARACTERISTICS CURVES**

( $T_A = 25^\circ\text{C}$  unless otherwise noted)

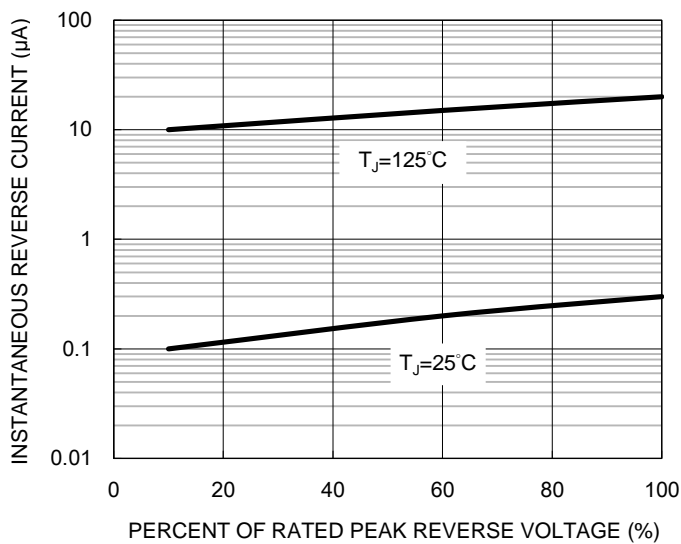
**Fig1. Forward Current Derating Curve**



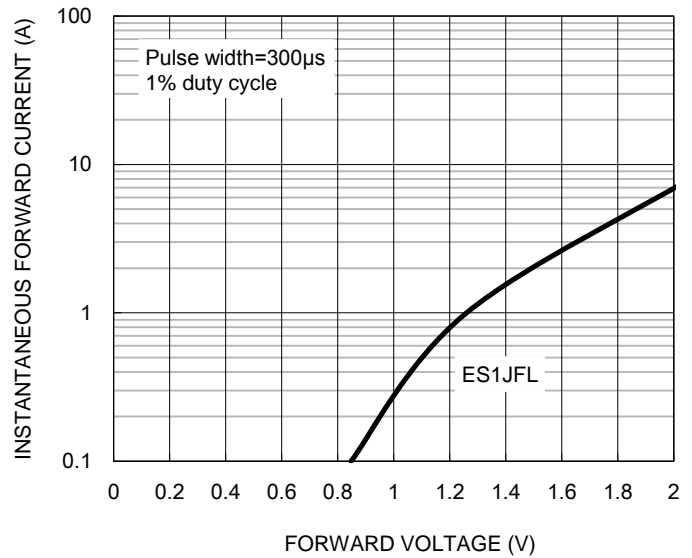
**Fig2. Typical Junction Capacitance**



**Fig3. Typical Reverse Characteristics**



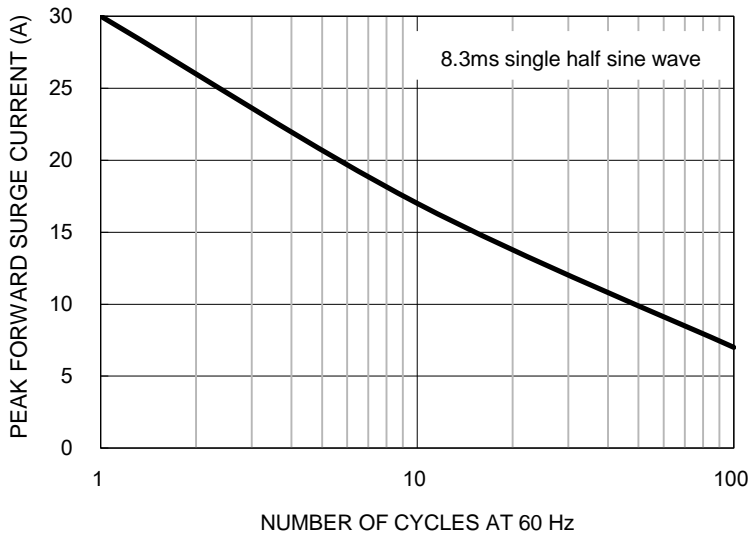
**Fig4. Typical Forward Characteristics**



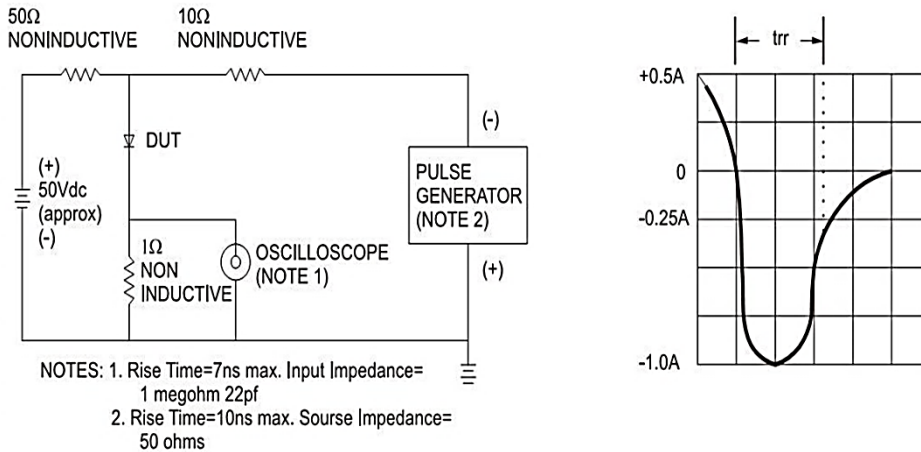
**CHARACTERISTICS CURVES**

( $T_A = 25^\circ\text{C}$  unless otherwise noted)

**Fig5. Maximum Non-repetitive Forward Surge Current**

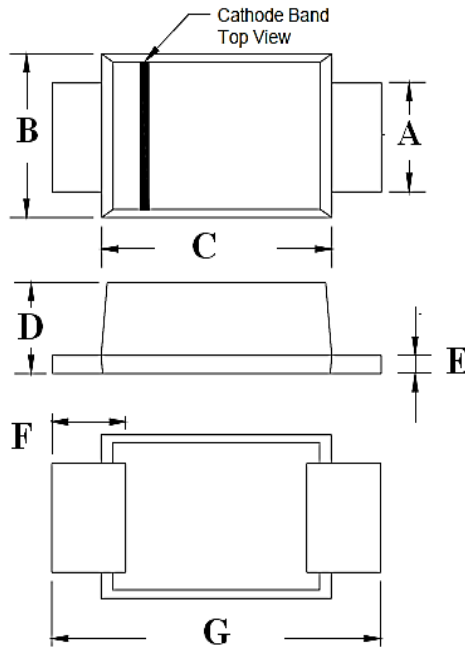


**Fig6. Reverse Recovery Time Characteristic And Test Circuit Diagram**



**PACKAGE OUTLINE DIMENSIONS**

SOD-123FL



DIM.	Unit (mm)		Unit (inch)	
	Min	Max	Min	Max
A	0.80	1.15	0.031	0.045
B	1.70	2.10	0.067	0.083
C	2.60	3.10	0.102	0.122
D	0.88	1.35	0.035	0.053
E	0.10	0.30	0.004	0.012
F	0.30	0.90	0.012	0.035
G	3.45	3.95	0.136	0.156

**MARKING DIAGRAM**



P/N = Marking Code  
YWF = Date Code  
F = Factory Code

## Notice

Specifications of the products displayed herein are subject to change without notice. TSC or anyone on its behalf, assumes no responsibility or liability for any errors or inaccuracies.

Information contained herein is intended to provide a product description only. No license, express or implied, to any intellectual property rights is granted by this document. Except as provided in TSC's terms and conditions of sale for such products, TSC assumes no liability whatsoever, and disclaims any express or implied warranty, relating to sale and/or use of TSC products including liability or warranties relating to fitness for a particular purpose, merchantability, or infringement of any patent, copyright, or other intellectual property right.

The products shown herein are not designed for use in medical, life-saving, or life-sustaining applications. Customers using or selling these products for use in such applications do so at their own risk and agree to fully indemnify TSC for any damages resulting from such improper use or sale.

## X-ON Electronics

Largest Supplier of Electrical and Electronic Components

*Click to view similar products for [Rectifiers](#) category:*

*Click to view products by [Taiwan Semiconductor](#) manufacturer:*

Other Similar products are found below :

[70HFR40](#) [RL252-TP](#) [150KR30A](#) [1N5397](#) [NTE5841](#) [NTE6038](#) [SCF5000](#) [1N4002G](#) [1N4005-TR](#) [JANS1N6640US](#) [481235F](#)  
[RRE02VS6SGTR](#) [067907F](#) [MS306](#) [70HF40](#) [T85HFL60S02](#) [US2JFL-TP](#) [A1N5404G-G](#) [CRS04\(T5L,TEMQ\)](#) [ACGRA4007-HF](#)  
[ACGRB207-HF](#) [CLH03\(TE16L,Q\)](#) [ACGRC307-HF](#) [ACEFC304-HF](#) [NTE6356](#) [NTE6359](#) [NTE6002](#) [NTE6023](#) [NTE6039](#) [NTE6077](#)  
[85HFR60](#) [40HFR60](#) [70HF120](#) [85HFR80](#) [D126A45C](#) [SCF7500](#) [D251N08B](#) [SCHJ22.5K](#) [SM100](#) [SCPA2](#) [SCH10000](#) [SDHD5K](#) [VS-](#)  
[12FL100S10](#) [ACGRA4001-HF](#) [D1821SH45T PR](#) [D1251S45T](#) [NTE5990](#) [NTE6358](#) [NTE6162](#) [NTE5850](#)