

Features

- ✧ UL Recognized File # E-326243
- ✧ Glass passivated junction
- ✧ Ideal for printed circuit board
- ✧ High case dielectric strength of 1500 Vrms
- ✧ Plastic material has Underwriters laboratory flammability Classification 94V-0
- ✧ Typical IR less than 0.1uA
- ✧ High surge current capability
- ✧ High temperature soldering guaranteed: 260°C/10 seconds
- ✧ Green compound with suffix "G" on packing code & prefix "G" on datecode



Mechanical Data

- ✧ Case: Molded plastic body
- ✧ Terminals: Pure tin plated, lead free, solderable per MIL-STD-202, Method 208
- ✧ Weight: 4 grams
- ✧ Mounting Torque : 5 in. lb. max

Ordering Information (example)

Part No.	Package	Packing	Packing code	Packing code (Green)
GBU1001	GBU	20 / TUBE	C2	C2G

Maximum Ratings and Electrical Characteristics

Rating at 25 °C ambient temperature unless otherwise specified.

Parameter	Symbol	GBU 1001	GBU 1002	GBU 1003	GBU 1004	GBU 1005	GBU 1006	GBU 1007	Units
Maximum Recurrent Peak Reverse Voltage	V_{RRM}	50	100	200	400	600	800	1000	V
Maximum RMS Voltage	V_{RMS}	35	70	140	280	420	560	700	V
Maximum DC Blocking Voltage	V_{DC}	50	100	200	400	600	800	1000	V
Maximum Average Forward Rectified Current	$I_{F(AV)}$	10							A
Peak Forward Surge Current, 8.3 ms Single Half Sine-wave Superimposed on Rated Load (JEDEC method)	I_{FSM}	220							A
Rating of fusing ($t < 8.3ms$)	I^2T	200							A ² S
Maximum Instantaneous Forward Voltage (Note 1) @ 5 A @ 10 A	V_F	1.0 1.1							V
Maximum DC Reverse Current @ $T_A=25^\circ C$ at Rated DC Blocking Voltage @ $T_A=125^\circ C$	I_R	5 500							uA uA
Typical Junction Capacitance per leg (Note 2)	C_j	211				94			pF
Typical Thermal Resistance	$R_{\theta JA}$ $R_{\theta JC}$	21 2							°C/W
Operating Temperature Range	T_J	- 55 to + 150							°C
Storage Temperature Range	T_{STG}	- 55 to + 150							°C

Note 1 : Pulse Test with PW=300 usec, 1% Duty Cycle

Note 2 : Measured at 1MHz and applied Reverse bias of 4.0V DC

RATINGS AND CHARACTERISTICS CURVES (GBU1001 THRU GBU1007)

FIG.1 MAXIMUM DERATING CURVE OUTPUT CURRENT

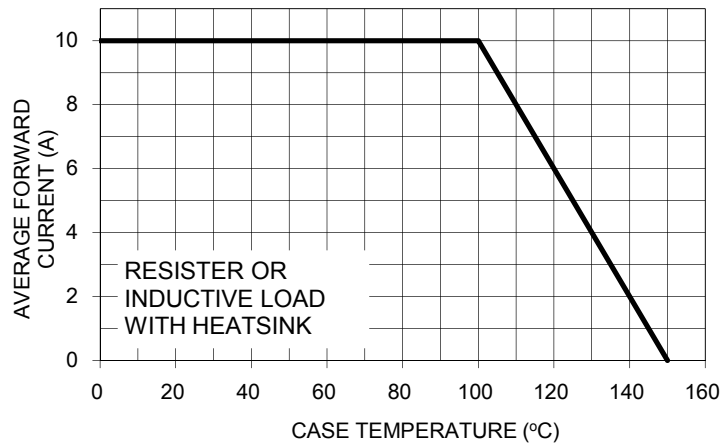


FIG. 2 MAXIMUM FORWARD SURGE CURRENT PER LEG

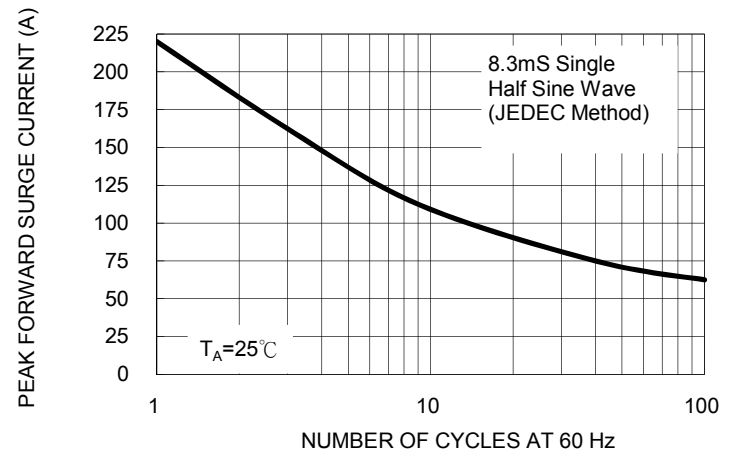


FIG. 3 TYPICAL REVERSE CHARACTERISTICS PER LEG

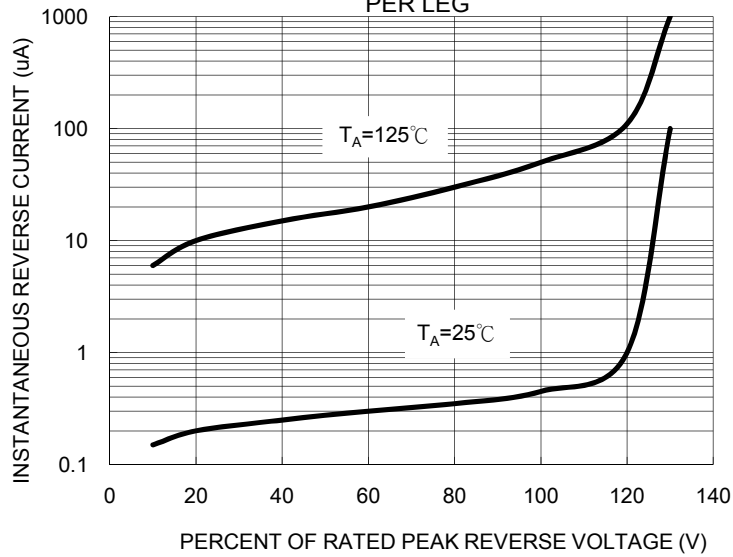


FIG. 4 TYPICAL FORWARD CHARACTERISTICS PER LEG

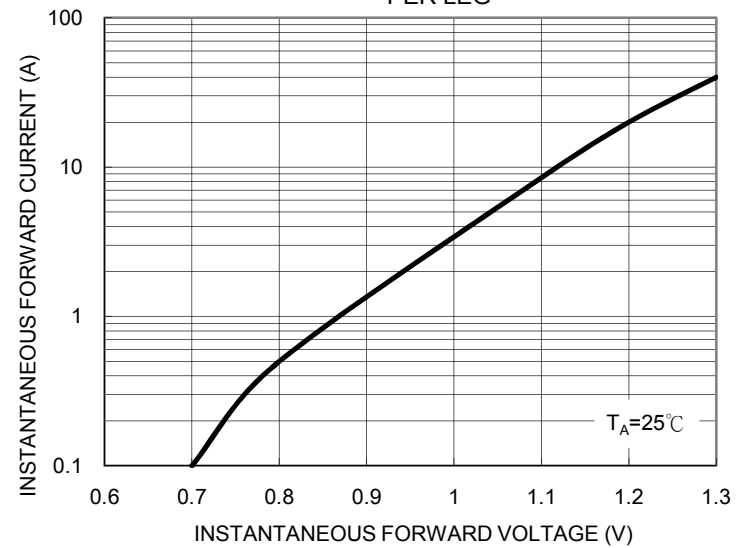
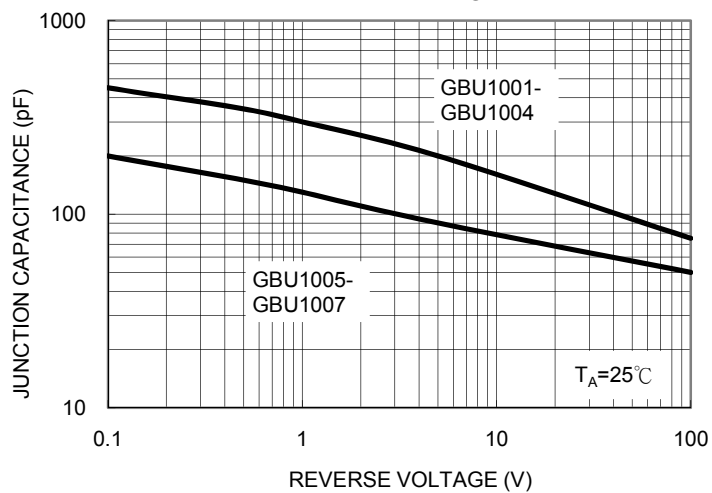


FIG. 5 TYPICAL JUNCTION CAPACITANCE PER LEG

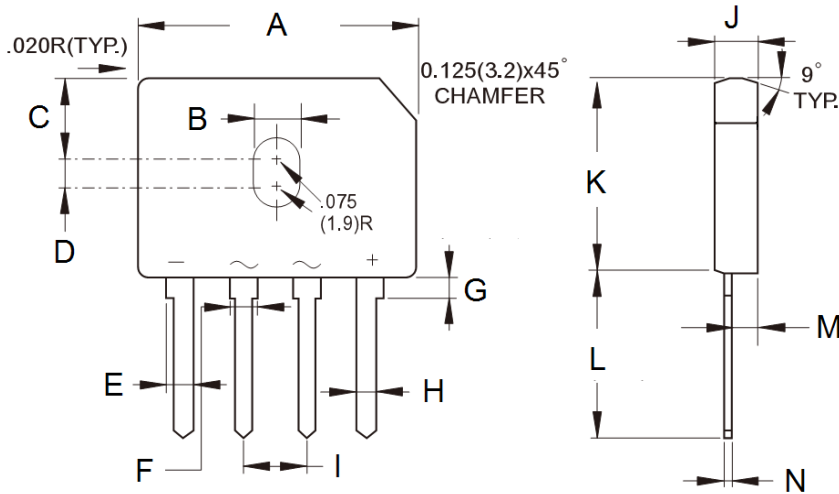


Ordering information

Part No.	Package	BULK Packing	Packing code	Packing code (Green)
GBU100x	GBU	20 / TUBE	C2	C2G
	GBU	20 / TUBE	X0	X0G
	GBU	20 / TUBE	D2	D2G
	GBU	Forming	X2	X2G

Note: "x" is Device Code from "1" thru "7".

Dimensions



DIM.	Unit(mm)		Unit(inch)	
	Min	Max	Min	Max
A	21.80	22.30	0.858	0.878
B	3.50	4.10	0.138	0.161
C	7.40	7.90	0.291	0.311
D	1.65	2.16	0.065	0.085
E	2.16	2.54	0.085	0.100
F	1.65	2.03	0.065	0.080
G	1.52	2.03	0.060	0.080
H	1.02	1.27	0.040	0.050
I	4.83	5.33	0.190	0.210
J	3.30	3.56	0.130	0.140
K	18.30	18.80	0.720	0.740
L	17.50	18.00	0.689	0.709
M	1.90	2.16	0.075	0.085
N	0.46	0.56	0.018	0.022

Marking Diagram



- P/N = Specific Device Code
- G = Green Compound
- YWWF = Date Code
- F = Factory Code

X-ON Electronics

Largest Supplier of Electrical and Electronic Components

Click to view similar products for [Bridge Rectifiers](#) category:

Click to view products by [Taiwan Semiconductor](#) manufacturer:

Other Similar products are found below :

[G3SBA60-E351](#) [GBJ1504-BP](#) [GBU10B-BP](#) [GBU15J-BP](#) [GBU15K-BP](#) [GBU4A-BP](#) [GBU4D-BP](#) [GBU6B-E3/45](#) [GSIB680-E3/45](#) [DB101-BP](#) [DF10SA-E345](#) [RMB2S](#) [RCG](#) [APT30DF100HJ](#) [APT60DF20HJ](#) [B2S-E3/80](#) [BU1506-E351](#) [BU15085S-E345](#) [BU1508-E3/45](#) [BU1510-E3/45](#) [RS404GL-BP](#) [RS405GL-BP](#) [G3SBA20-E3/51](#) [G5SBA20-E3/51](#) [G5SBA60-E3/51](#) [GBJ1502-BP](#) [GBL02-E351](#) [GBL10-E3/45](#) [GBU10J-BP](#) [GBU4J-BP](#) [GBU4K-BP](#) [GBU8B-E3/45](#) [GBU8D-BP](#) [GBU8J-BP](#) [GSIB1520-E3/45](#) [MB1510](#) [MB352W](#) [MB6M-G](#) [B2M-E345](#) [B40C7000A](#) [B500C7000A](#) [MP5010W-BP](#) [MP501W-BP](#) [MP502-BP](#) [BR1005-BP](#) [BR101-BP](#) [BU1006-E345](#) [BU12065S-E3/45](#) [BU1508-E3/51](#) [BU2006-E3/45](#) [BU2008-E345](#)