

1A, 200V - 1000V High Efficient Surface Mount Rectifiers

FEATURES

- Glass passivated junction chip
- Ideal for automated placement
- Low profile package
- Low power loss, high efficiency
- Compliant to RoHS Directive 2011/65/EU and in accordance to WEEE 2002/96/EC
- Halogen-free according to IEC 61249-2-21


SOD-123W


MECHANICAL DATA

Case: SOD-123W

Molding compound: UL flammability classification rating 94V-0

Moisture sensitivity level (MSL): level 1, per J-STD-020

Part no. with suffix "H" means AEC-Q101 qualified

Packing code with suffix "G" means green compound (halogen-free)

Terminal: Matte tin plated leads, solderable per JESD22-B102

Meet JESD 201 class 2 whisker test

Polarity: Indicated by cathode band

Weight: 0.016 g (approximately)

MAXIMUM RATINGS AND ELECTRICAL CHARACTERISTICS ($T_A=25^\circ\text{C}$ unless otherwise noted)							
PARAMETER	SYMBOL	HS1DLW	HS1GLW	HS1JLW	HS1KLW	HS1MLW	UNIT
Marking code		HDLW	HGLW	HJLW	HKLW	HMLW	
Maximum repetitive peak reverse voltage	V_{RRM}	200	400	600	800	1000	V
Maximum RMS voltage	V_{RMS}	140	280	420	560	700	V
Maximum DC blocking voltage	V_{DC}	200	400	600	800	1000	V
Maximum average forward rectified current	$I_{F(AV)}$	1					A
Peak forward surge current, 8.3 ms single half sine-wave superimposed on rated load	I_{FSM}	30					A
Maximum instantaneous forward voltage (Note 1) @ 1 A	V_F	1.0	1.3	1.7		V	
Maximum reverse current @ rated V_R	I_R	1					μA
		150					
Maximum reverse recovery time (Note 2)	t_{rr}	50		75		ns	
Typical junction capacitance (Note 3)	C_J	16			7		pF
Typical thermal resistance	$R_{\theta JL}$	25					$^\circ\text{C/W}$
	$R_{\theta JA}$	80					
Operating junction temperature range	T_J	- 55 to +175					$^\circ\text{C}$
Storage temperature range	T_{STG}	- 55 to +175					$^\circ\text{C}$

Note 1: Pulse test with $PW=300\mu\text{s}$, 1% duty cycle

Note 2: Test conditions: $I_F=0.5\text{A}$, $I_R=1.0\text{A}$, $I_{RR}=0.25\text{A}$

Note 3: Measured at 1 MHz and applied reverse voltage of 4.0V DC.

ORDERING INFORMATION

PART NO.	PART NO. SUFFIX	PACKING CODE	PACKING CODE SUFFIX	PACKAGE	PACKING
HS1xLW (Note 1, 2)	H	RV	G	SOD-123W	3,000 / 7" Plastic reel
		RQ			10,000 / 13" Paper reel

Note 1: "x" defines voltage from 200V (HS1DLW) to 1000V (HS1MLW)

Note 2: Whole series with green compound (halogen-free)

EXAMPLE

EXAMPLE P/N	PART NO.	PART NO. SUFFIX	PACKING CODE	PACKING CODE SUFFIX	DESCRIPTION
HS1JLWHRVG	HS1JLW	H	RV	G	AEC-Q101 qualified Green compound

RATINGS AND CHARACTERISTICS CURVES ($T_A=25^\circ\text{C}$ unless otherwise noted)

FIG. 1 FORWARD CURRENT DERATING CURVE

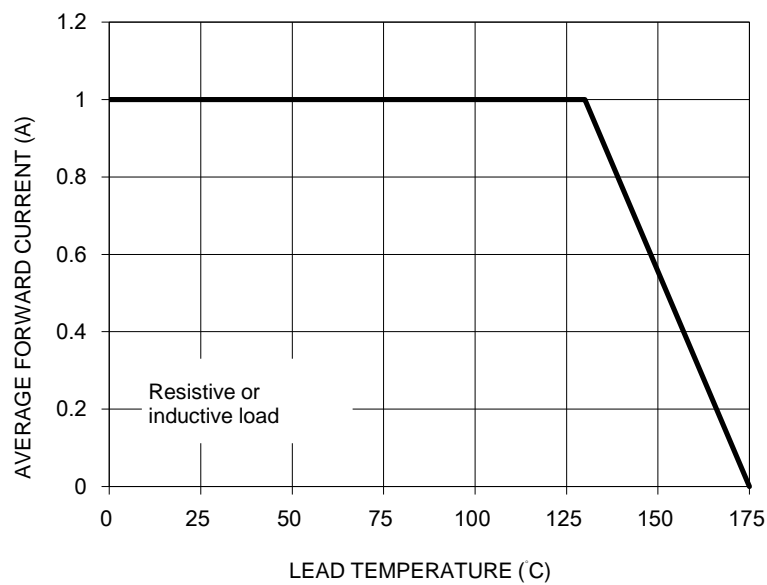


FIG. 2 TYPICAL FORWARD CHARACTERISTICS

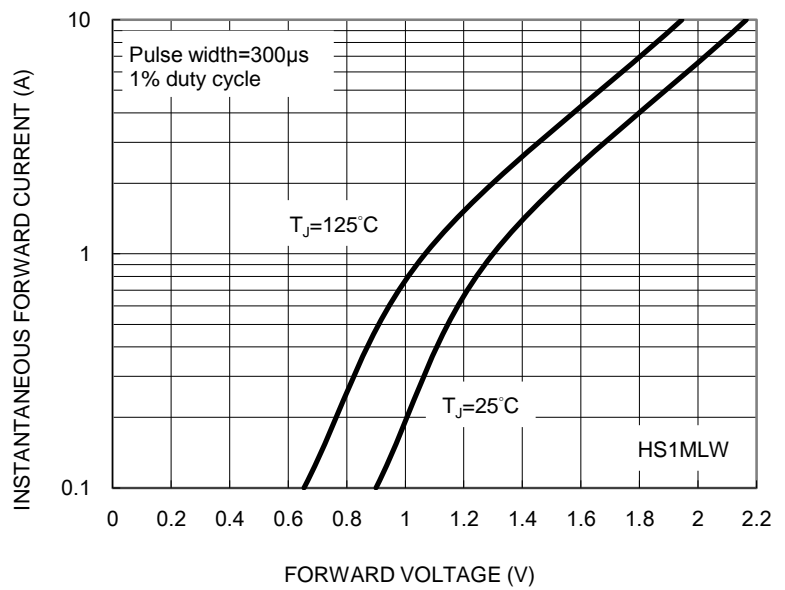


FIG. 3 MAXIMUM NON-REPETITIVE FORWARD SURGE CURRENT

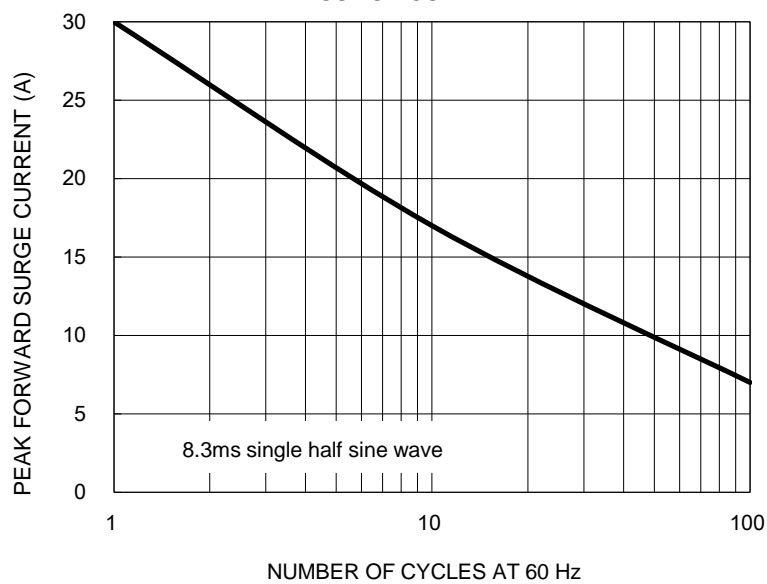


FIG. 4 TYPICAL REVERSE CHARACTERISTICS

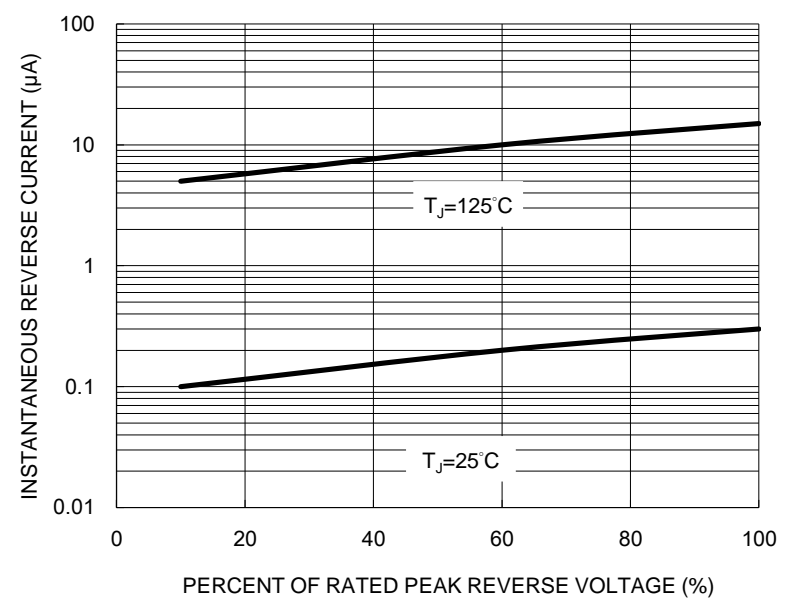
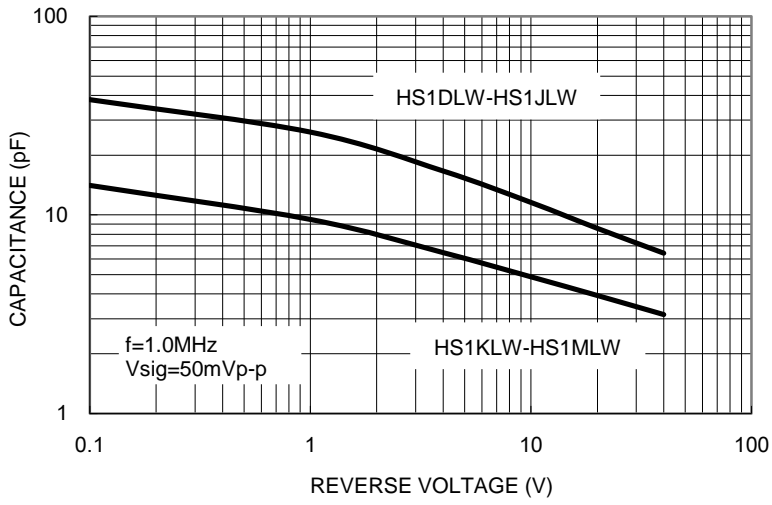
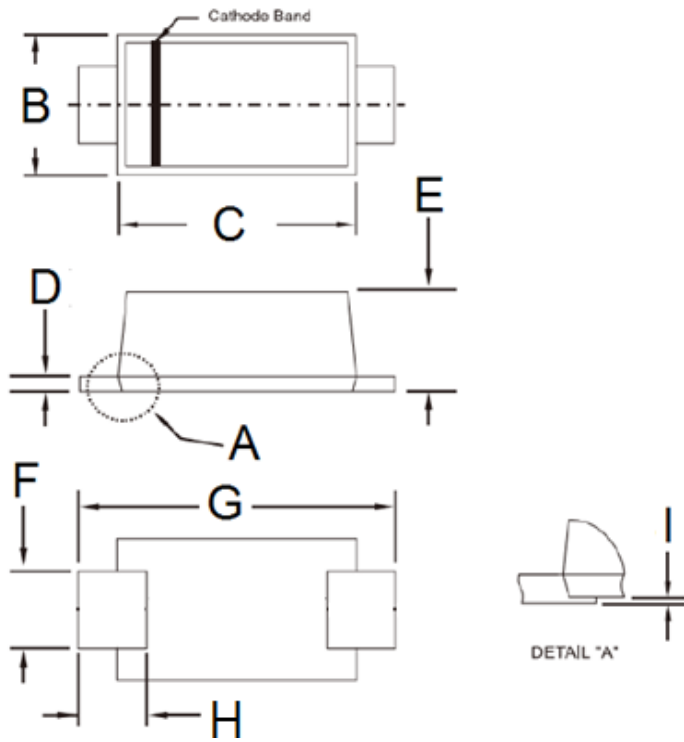


FIG. 5 TYPICAL JUNCTION CAPACITANCE



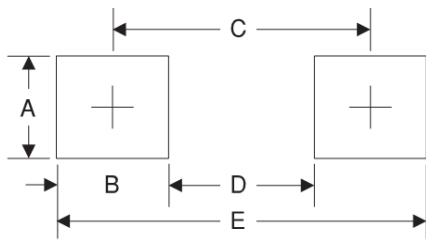
PACKAGE OUTLINE DIMENSIONS

SOD-123W



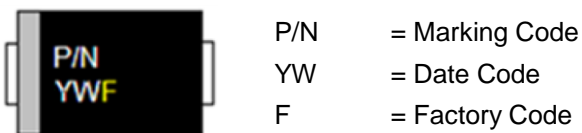
DIM.	Unit (mm)		Unit (inch)	
	Min	Max	Min	Max
B	1.70	1.90	0.067	0.075
C	2.60	2.90	0.102	0.114
D	0.10	0.22	0.004	0.009
E	0.90	1.02	0.035	0.040
F	0.90	1.05	0.035	0.041
G	3.60	3.80	0.142	0.150
H	0.50	0.85	0.020	0.033
I	0.00	0.10	0.000	0.004

SUGGESTED PAD LAYOUT



Symbol	Unit (mm)	Unit (inch)
A	1.4	0.055
B	1.2	0.047
C	3.1	0.122
D	1.9	0.075
E	4.3	0.169

MARKING DIAGRAM



Notice

Specifications of the products displayed herein are subject to change without notice. TSC or anyone on its behalf, assumes no responsibility or liability for any errors or inaccuracies.

Information contained herein is intended to provide a product description only. No license, express or implied, to any intellectual property rights is granted by this document. Except as provided in TSC's terms and conditions of sale for such products, TSC assumes no liability whatsoever, and disclaims any express or implied warranty, relating to sale and/or use of TSC products including liability or warranties relating to fitness for a particular purpose, merchantability, or infringement of any patent, copyright, or other intellectual property right.

The products shown herein are not designed for use in medical, life-saving, or life-sustaining applications. Customers using or selling these products for use in such applications do so at their own risk and agree to fully indemnify TSC for any damages resulting from such improper use or sale.

X-ON Electronics

Largest Supplier of Electrical and Electronic Components

Click to view similar products for [Rectifiers](#) category:

Click to view products by [Taiwan Semiconductor](#) manufacturer:

Other Similar products are found below :

[70HFR40](#) [RL252-TP](#) [150KR30A](#) [1N5397](#) [NTE5841](#) [NTE6038](#) [SCF5000](#) [1N4002G](#) [1N4005-TR](#) [JANS1N6640US](#) [481235F](#)
[RRE02VS6SGTR](#) [067907F](#) [MS306](#) [70HF40](#) [T85HFL60S02](#) [US2JFL-TP](#) [A1N5404G-G](#) [CRS04\(T5L,TEMQ\)](#) [ACGRA4007-HF](#)
[ACGRB207-HF](#) [CLH03\(TE16L,Q\)](#) [ACGRC307-HF](#) [ACEFC304-HF](#) [NTE6356](#) [NTE6359](#) [NTE6002](#) [NTE6023](#) [NTE6039](#) [NTE6077](#)
[85HFR60](#) [40HFR60](#) [70HF120](#) [85HFR80](#) [D126A45C](#) [SCF7500](#) [D251N08B](#) [SCHJ22.5K](#) [SM100](#) [SCPA2](#) [SCH10000](#) [SDHD5K](#) [VS-](#)
[12FL100S10](#) [ACGRA4001-HF](#) [D1821SH45T PR](#) [D1251S45T](#) [NTE5990](#) [NTE6358](#) [NTE6162](#) [NTE5850](#)