



RoHS
COMPLIANCE



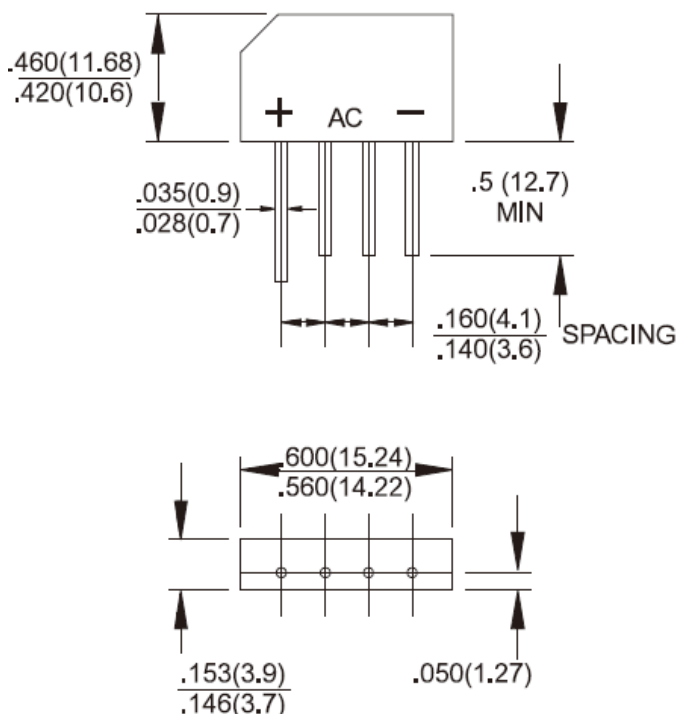
Features

- ✧ UL Recognized File #E-326243
- ✧ Glass passivated junction
- ✧ Ideal for printed circuit board
- ✧ Reliable low cost construction technique results in inexpensive product
- ✧ High temperature soldering guaranteed: 260°C/10 seconds at 5 lbs.(2.3kg) tension
- ✧ Small size, simple installation
- ✧ Green compound with suffix "G" on packing code & prefix "G" on datecode

Mechanical Data


- ✧ Case: Molded plastic body
- ✧ Terminal: Leads solderable per MIL-STD-202 Method 208
- ✧ Weight: 1.52 grams

KBP



Dimensions in inches and (millimeters)

Marking Diagram



- KBP20XG = Specific Device Code
- G = Green Compound
- Y = Year
- WW = Work Week

Maximum Ratings and Electrical Characteristics

Rating at 25 °C ambient temperature unless otherwise specified.

Single phase, half wave, 60 Hz, resistive or inductive load.

For capacitive load, derate current by 20%

Type Number	Symbol	KBP 201G	KBP 202G	KBP 203G	KBP 204G	KBP 205G	KBP 206G	KBP 207G	Unit
Maximum Repetitive Peak Reverse Voltage	V_{RRM}	50	100	200	400	600	800	1000	V
Maximum RMS Voltage	V_{RMS}	35	70	140	280	420	560	700	V
Maximum DC Blocking Voltage	V_{DC}	50	100	200	400	600	800	1000	V
Maximum Average Forward Rectified Current @ $T_A=50^\circ C$	$I_{F(AV)}$	2							A
Peak Forward Surge Current, 8.3 ms Single Half Sine-wave Superimposed on Rated Load (JEDEC method)	I_{FSM}	60							A
Rating of fusing ($t < 8.35ms$)	I^2T	15							A ² S
Maximum Instantaneous Forward Voltage (Note 1) @ 2 A	V_F	1.2							V
Maximum DC Reverse Current at Rated DC Block Voltage @ $T_A=25^\circ C$	I_R	10							μA
		500							
Typical Thermal Resistance	$R_{\theta JA}$ $R_{\theta JL}$	25 8							$^\circ C/W$
Operating Temperature Range	T_J	- 55 to + 150							$^\circ C$
Storage Temperature Range	T_{STG}	- 55 to + 150							$^\circ C$

Note 1 : Pulse Test with PW=300 usec, 1% Duty Cycle

RATINGS AND CHARACTERISTIC CURVES (KBP201G THRU KBP207G)

FIG. 1 FORWARD CURRENT DERATING CURVE

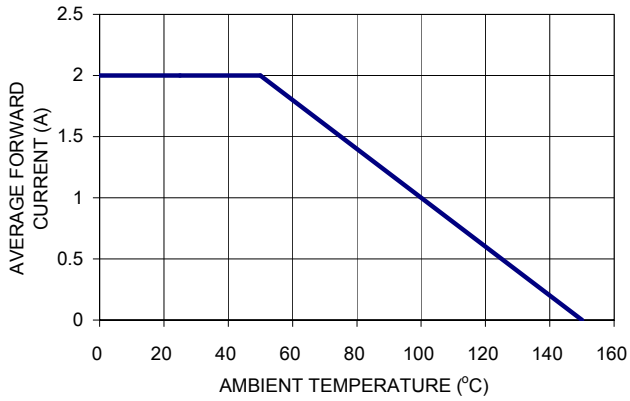


FIG. 2 TYPICAL REVERSE CHARACTERISTICS PER BRIDGE ELEMENT

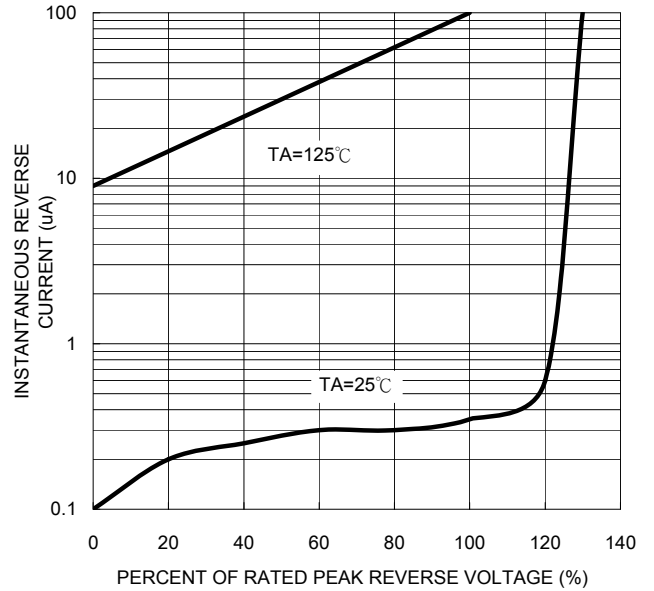


FIG. 3 MAXIMUM NON-REPETITIVE FORWARD SURGE CURRENT PER BRIDGE ELEMENT

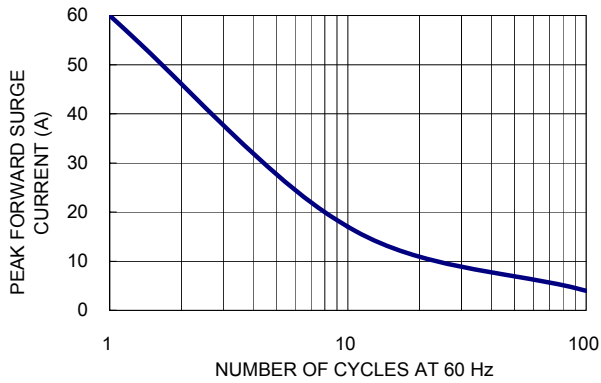


FIG. 4 TYPICAL JUNCTION CAPACITANCE

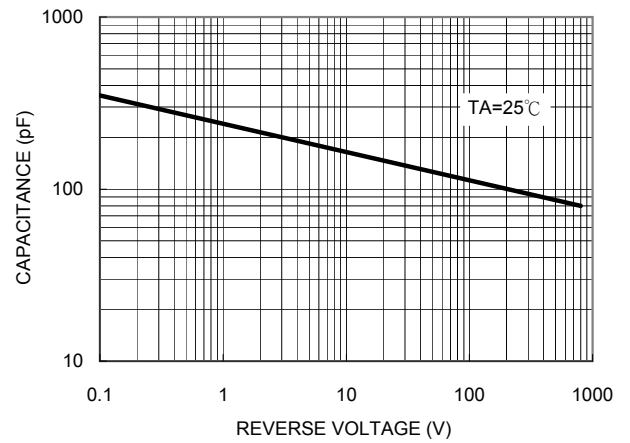
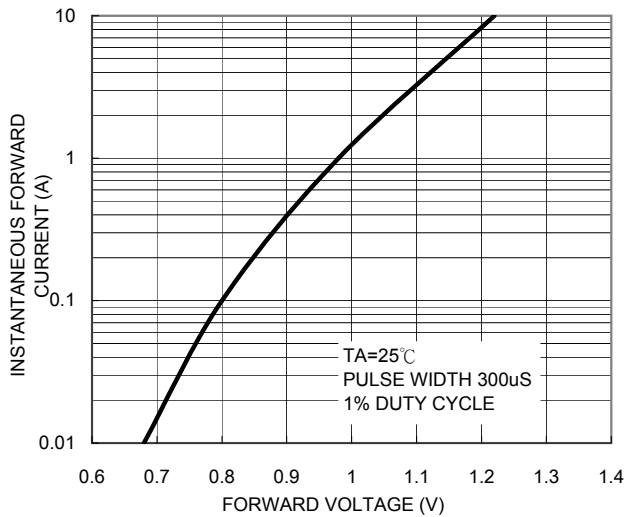


FIG. 5 TYPICAL FORWARD CHARACTERISTICS PER BRIDGE ELEMENT



X-ON Electronics

Largest Supplier of Electrical and Electronic Components

Click to view similar products for [Bridge Rectifiers](#) category:

Click to view products by [Taiwan Semiconductor](#) manufacturer:

Other Similar products are found below :

[MB2510](#) [MB252](#) [MB356G](#) [MB358G](#) [GBJ1504-BP](#) [GBU15J-BP](#) [GBU15K-BP](#) [GBU4A-BP](#) [GBU6B-E3/45](#) [GSIB680-E3/45](#) [DB101-BP](#)
[DF01](#) [DF10SA-E345](#) [KBPC50-10S](#) [RS405GL-BP](#) [G5SBA60-E3/51](#) [GBU10J-BP](#) [GBU6M](#) [GBU8D-BP](#) [GBU8J-BP](#) [GSIB1520-E3/45](#)
[2KBB10](#) [36MB140A](#) [TB102M](#) [MB1510](#) [MB258](#) [MB6M-G](#) [MB86](#) [TL401G](#) [MDA920A2](#) [TU602](#) [TU810](#) [MP501W-BP](#) [BR101-BP](#)
[BR84DTP204](#) [BU2008-E3/51](#) [36MB100A](#) [KBPC10/15/2501WP](#) [KBPC25-02](#) [VS-2KBB60](#) [DF06SA-E345](#) [DF1510S](#) [VS-40MT160PAPBF](#)
[W02M](#) [GBL02-E3/45](#) [GBU4G-BP](#) [GBJ2506-BP](#) [GBU6B-E3/51](#) [GSIB15A80-E3/45](#) [DB104-BP](#)