

10A, 35V - 200V Schottky Barrier Rectifier

FEATURES

- AEC-Q101 qualified available
- Low power loss, high efficiency
- Guard ring for overvoltage protection
- High surge current capability
- RoHS Compliant
- Halogen-free according to IEC 61249-2-21


APPLICATIONS

- Switching mode power supply (SMPS)
- Adapters
- DC to DC converters

MECHANICAL DATA

- Case: TO-220AC
- Molding compound meets UL 94V-0 flammability rating
- Terminal: Matte tin plated leads, solderable per J-STD-002
- Mounting torque: 0.56 N·m maximum
- Meet JESD 201 class 2 whisker test
- Polarity: As marked
- Weight: 1.88g (approximately)

KEY PARAMETERS		
PARAMETER	VALUE	UNIT
I_F	10	A
V_{RRM}	35 - 200	V
I_{FSM}	150	A
T_{JMAX}	150	°C
Package	TO-220AC	
Configuration	Single die	


TO-220AC


ABSOLUTE MAXIMUM RATINGS ($T_A = 25^\circ\text{C}$ unless otherwise noted)										
PARAMETER	SYMBOL	MBR 1035	MBR 1045	MBR 1050	MBR 1060	MBR 1090	MBR 10100	MBR 10150	MBR 10200	UNIT
Marking code on the device		MBR 1035	MBR 1045	MBR 1050	MBR 1060	MBR 1090	MBR 10100	MBR 10150	MBR 10200	
Repetitive peak reverse voltage	V_{RRM}	35	45	50	60	90	100	150	200	V
Reverse voltage, total rms value	$V_{R(RMS)}$	24	31	35	42	63	70	105	140	V
Forward current	I_F	10								A
Surge peak forward current 8.3ms single half sine wave superimposed on rated load	I_{FSM}	150								A
Peak repetitive forward current (Rated V_R , Square Wave, 20KHz)	I_{FRM}	20								A
Peak repetitive reverse surge current ⁽¹⁾	I_{RRM}	1			0.5					A
Voltage rate of change (Rated V_R)	dV/dt	10,000								V/ μs

ABSOLUTE MAXIMUM RATINGS ($T_A = 25^\circ\text{C}$ unless otherwise noted)										
PARAMETER	SYMBOL	MBR 1035	MBR 1045	MBR 1050	MBR 1060	MBR 1090	MBR 10100	MBR 10150	MBR 10200	UNIT
Junction temperature	T_J	-55 to +150								$^\circ\text{C}$
Storage temperature	T_{STG}	-55 to +175								$^\circ\text{C}$

Notes:

- $t_p = 2.0\mu\text{s}$, 1.0KHz

THERMAL PERFORMANCE			
PARAMETER	SYMBOL	TYP	UNIT
Junction-to-case resistance	$R_{\theta\text{JC}}$	3	$^\circ\text{C/W}$

ELECTRICAL SPECIFICATIONS ($T_A = 25^\circ\text{C}$ unless otherwise noted)							
PARAMETER		CONDITIONS	SYMBOL	TYP	MAX	UNIT	
Forward voltage ⁽¹⁾	MBR1035 MBR1045	$I_F = 10\text{A}$, $T_J = 25^\circ\text{C}$	V_F	-	0.70	V	
	MBR1050 MBR1060			-	0.80	V	
	MBR1090 MBR10100			-	0.85	V	
	MBR10150 MBR10200			-	1.05	V	
	MBR1035 MBR1045			$I_F = 10\text{A}$, $T_J = 125^\circ\text{C}$	-	0.57	V
	MBR1050 MBR1060	-			0.70	V	
	MBR1090 MBR10100	-			0.71	V	
	MBR10150 MBR10200	-			-	V	
	Reverse current @ rated V_R ⁽²⁾	MBR1035 MBR1045 MBR1050 MBR1060 MBR1090 MBR10100 MBR10150		$T_J = 25^\circ\text{C}$	I_R	-	100
MBR1035 MBR1045		$T_J = 125^\circ\text{C}$	-	15		mA	
MBR1050 MBR1060			-	10		mA	
MBR1090 MBR10100 MBR10150 MBR10200			-	6		mA	

Notes:

- Pulse test with $PW = 0.3\text{ms}$
- Pulse test with $PW = 30\text{ms}$

ORDERING INFORMATION

ORDERING CODE⁽¹⁾⁽²⁾	PACKAGE	PACKING
MBR10x	TO-220AC	50 / Tube
MBR10xH	TO-220AC	50 / Tube

Notes:

1. "x" defines voltage from 35V(MBR1035) to 200V(MBR10200)
2. "H" means AEC-Q101 qualified

CHARACTERISTICS CURVES

($T_A = 25^\circ\text{C}$ unless otherwise noted)

Fig.1 Forward Current Derating Curve

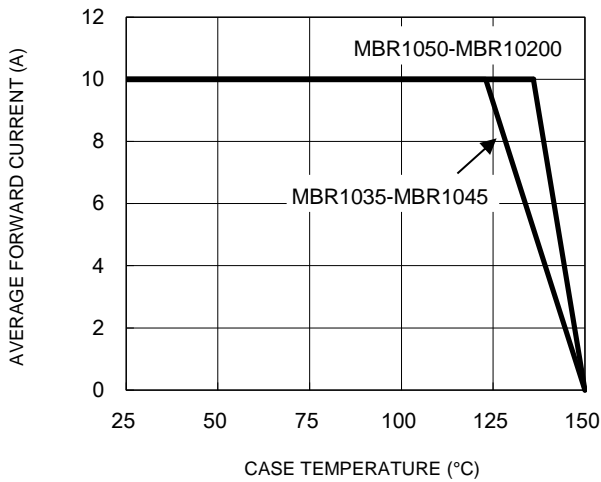


Fig.2 Typical Junction Capacitance

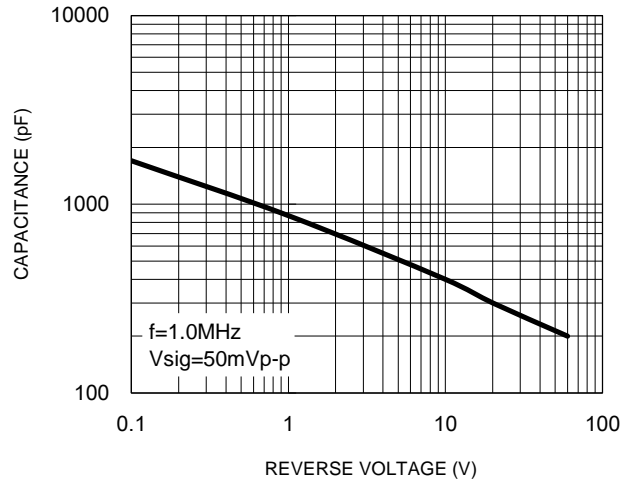


Fig.3 Typical Reverse Characteristics

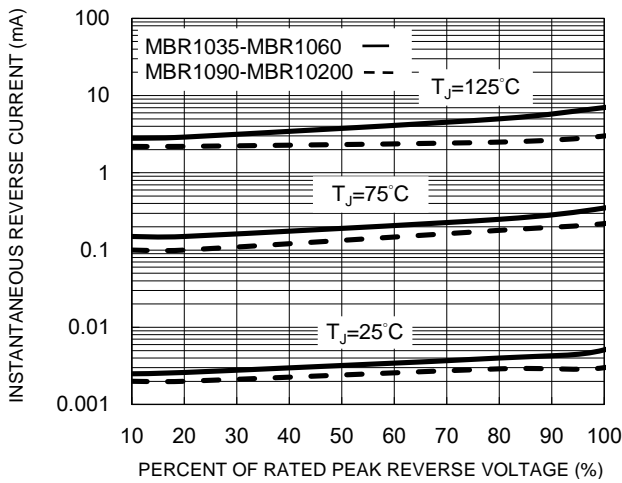


Fig.4 Typical Forward Characteristics

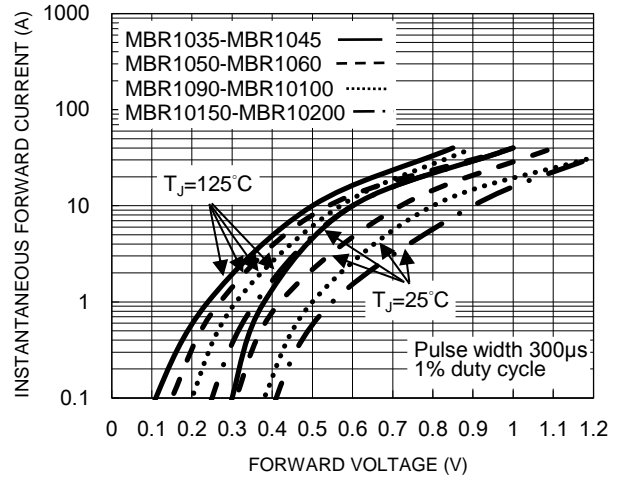
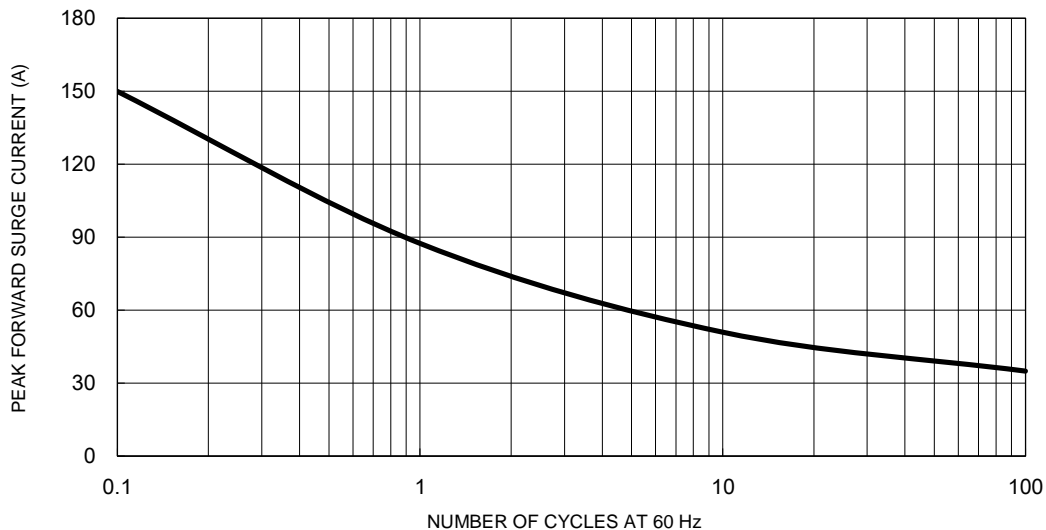


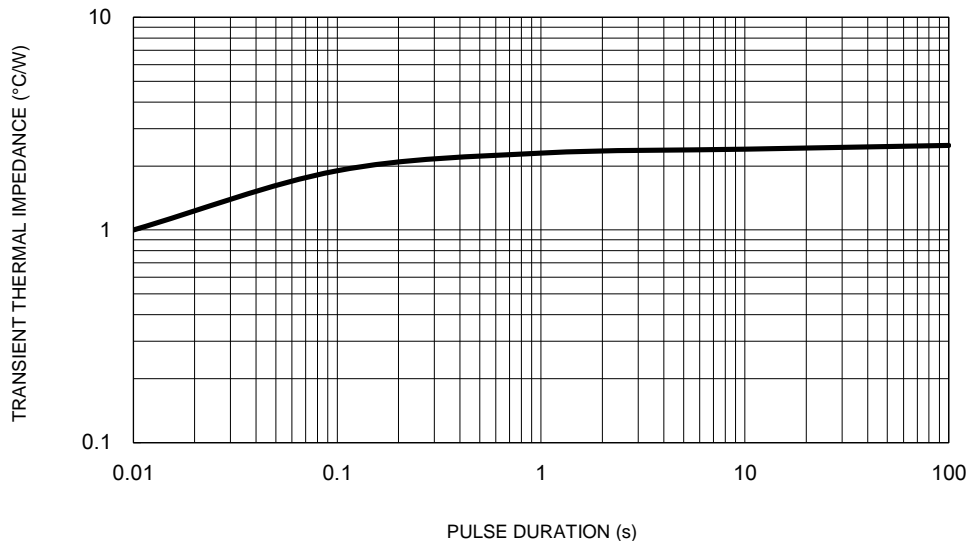
Fig.5 Maximum Non-Repetitive Forward Surge Current



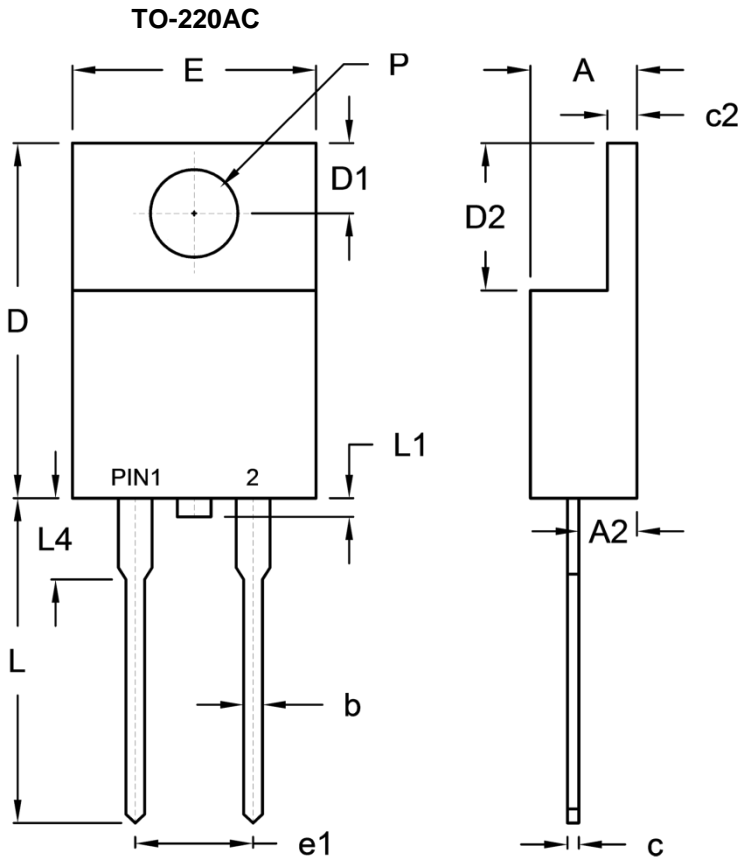
CHARACTERISTICS CURVES

($T_A = 25^\circ\text{C}$ unless otherwise noted)

Fig.6 Typical Transient Thermal Impedance



PACKAGE OUTLINE DIMENSIONS



DIM.	Unit (mm)		Unit (inch)	
	Min.	Max.	Min.	Max.
A	4.42	4.76	0.174	0.187
A2	2.20	2.80	0.087	0.110
b	0.68	0.94	0.027	0.037
c	0.35	0.64	0.014	0.025
c2	1.14	1.40	0.045	0.055
D	14.60	16.00	0.575	0.630
D1	2.62	3.44	0.103	0.135
D2	5.84	6.86	0.230	0.270
E	-	10.50	-	0.413
e1	4.95	5.20	0.195	0.205
L	13.19	14.79	0.519	0.582
L1	0.00	1.60	0.000	0.063
L4	2.80	4.20	0.110	0.165
P	3.54	4.00	0.139	0.157

MARKING DIAGRAM



- P/N = Marking Code
- G = Green Compound
- YWW = Date Code
- F = Factory Code

Notice

Specifications of the products displayed herein are subject to change without notice. TSC or anyone on its behalf assumes no responsibility or liability for any errors or inaccuracies.

Purchasers are solely responsible for the choice, selection, and use of TSC products and TSC assumes no liability for application assistance or the design of Purchasers' products.

Information contained herein is intended to provide a product description only. No license, express or implied, to any intellectual property rights is granted by this document. Except as provided in TSC's terms and conditions of sale for such products, TSC assumes no liability whatsoever, and disclaims any express or implied warranty, relating to sale and/or use of TSC products including liability or warranties relating to fitness for a particular purpose, merchantability, or infringement of any patent, copyright, or other intellectual property right.

The products shown herein are not designed for use in medical, life-saving, or life-sustaining applications. Customers using or selling these products for use in such applications do so at their own risk and agree to fully indemnify TSC for any damages resulting from such improper use or sale.

X-ON Electronics

Largest Supplier of Electrical and Electronic Components

Click to view similar products for [Schottky Diodes & Rectifiers](#) category:

Click to view products by [Taiwan Semiconductor](#) manufacturer:

Other Similar products are found below :

[MA4E2039](#) [D1FH3-5063](#) [MBR0530L-TP](#) [MBR10100CT-BP](#) [MBR1545CT](#) [MMBD301M3T5G](#) [RB160M-50TR](#) [RB551V-30](#)
[BAS16E6433HTMA1](#) [BAT 54-02LRH E6327](#) [NSR05F40QNXT5G](#) [NTE555](#) [JANS1N6640](#) [SB07-03C-TB-H](#) [SB1003M3-TL-W](#) [SK310-T](#)
[SK32A-LTP](#) [SK33A-TP](#) [SK34B-TP](#) [SS3003CH-TL-E](#) [GA01SHT18](#) [CRS10I30A\(TE85L,QM](#) [MA4E2501L-1290](#) [MBRB30H30CT-1G](#)
[SB007-03C-TB-E](#) [SK32A-TP](#) [SK33B-TP](#) [SK35A-TP](#) [SK38B-TP](#) [NRVBM120LT1G](#) [NTE505](#) [NTSB30U100CT-1G](#) [SS15E-TP](#) [VS-](#)
[6CWQ10FNHM3](#) [ACDBA1100LR-HF](#) [ACDBA1200-HF](#) [ACDBA140-HF](#) [ACDBA2100-HF](#) [ACDBA3100-HF](#) [CDBQC0530L-HF](#)
[CDBQC0240LR-HF](#) [ACDBA340-HF](#) [ACDBA260LR-HF](#) [ACDBA1100-HF](#) [SK310B-TP](#) [MA4E2502L-1246](#) [MA4E2502H-1246](#)
[NRVBM120ET1G](#) [NSR01L30MXT5G](#) [NTE573](#)