

## 2A, 40V - 100V Surface Mount Schottky Barrier Rectifier

### FEATURES

- Low power loss, high efficiency
- Ideal for automated placement
- Guard ring for over-voltage protection
- High surge current capability
- Compliant to RoHS Directive 2011/65/EU and in accordance to WEEE 2002/96/EC
- Halogen-free according to IEC 61249-2-21

### APPLICATIONS

- Switching mode power supply (SMPS)
- Adapters
- Lighting application
- Converter

### MECHANICAL DATA

- Case: DO-214AC (SMA)
- Molding compound meets UL 94V-0 flammability rating
- Moisture sensitivity level: level 1, per J-STD-020
- Packing code with suffix "G" means green compound (halogen-free)
- Terminal: Matte tin plated leads, solderable per J-STD-002
- Meet JESD 201 class 1A whisker test
- Polarity: As marked
- Weight: 0.07 g (approximately)

KEY PARAMETERS		
PARAMETER	VALUE	UNIT
$I_{F(AV)}$	2	A
$V_{RRM}$	40 - 100	V
$I_{FSM}$	50	A
Package	DO-214AC (SMA)	
Configuration	Single Die	



DO-214AC (SMA)

ABSOLUTE MAXIMUM RATINGS ( $T_A = 25^\circ\text{C}$ unless otherwise noted)					
PARAMETER	SYMBOL	SK24A-T	SK26A-T	SK210A-T	UNIT
Marking code on the device		SK24A	SK26A	SK210A	
Repetitive peak reverse voltage	$V_{RRM}$	40	60	100	V
Reverse voltage, total rms value	$V_{R(RMS)}$	28	42	70	V
Maximum DC blocking voltage	$V_{DC}$	40	60	100	V
Forward current	$I_{F(AV)}$	2			A
Surge peak forward current, 8.3 ms single half sine-wave superimposed on rated load per diode)	$I_{FSM}$	50			A
Voltage rate of change (Rated $V_R$ )	dV/dt	10000			V/ $\mu\text{s}$
Junction temperature	$T_J$	- 55 to +125	- 55 to +150		$^\circ\text{C}$
Storage temperature	$T_{STG}$	- 55 to +150			$^\circ\text{C}$

<b>THERMAL PERFORMANCE</b>			
<b>PARAMETER</b>	<b>SYMBOL</b>	<b>LIMIT</b>	<b>UNIT</b>
Junction-to-ambient thermal resistance	$R_{\theta JA}$	88	°C/W

<b>ELECTRICAL SPECIFICATIONS</b> ( $T_A = 25^\circ\text{C}$ unless otherwise noted)						
<b>PARAMETER</b>		<b>CONDITIONS</b>	<b>SYMBOL</b>	<b>TYP</b>	<b>MAX</b>	<b>UNIT</b>
Forward voltage per diode <sup>(1)</sup>	SK24A-T	$I_F = 2\text{A}, T_J = 25^\circ\text{C}$	$V_F$	-	0.50	V
	SK26A-T			-	0.70	V
	SK210A-T			-	0.85	V
Reverse current @ rated $V_R$ per diode <sup>(2)</sup>	SK24A-T	$T_J = 25^\circ\text{C}$	$I_R$	-	0.5	mA
		$T_J = 100^\circ\text{C}$		-	10	mA
		$T_J = 125^\circ\text{C}$		-	-	mA
	SK26A-T	$T_J = 25^\circ\text{C}$		-	0.5	mA
		$T_J = 100^\circ\text{C}$		-	5.0	mA
		$T_J = 125^\circ\text{C}$		-	-	mA
	SK210A-T	$T_J = 25^\circ\text{C}$		-	0.1	mA
		$T_J = 100^\circ\text{C}$		-	-	mA
		$T_J = 125^\circ\text{C}$		-	2.0	mA

**Notes:**

1. Pulse test with  $PW=0.3$  ms
2. Pulse test with  $PW=30$  ms

<b>ORDERING INFORMATION</b>				
<b>PART NO.</b>	<b>PACKING CODE</b>	<b>PACKING CODE SUFFIX</b>	<b>PACKAGE</b>	<b>PACKING</b>
SK2xxA-T (Note 1, 2)	R3	G	SMA	1,800 / 7" Plastic reel
	R2		SMA	7,500 / 13" Paper reel

**Notes:**

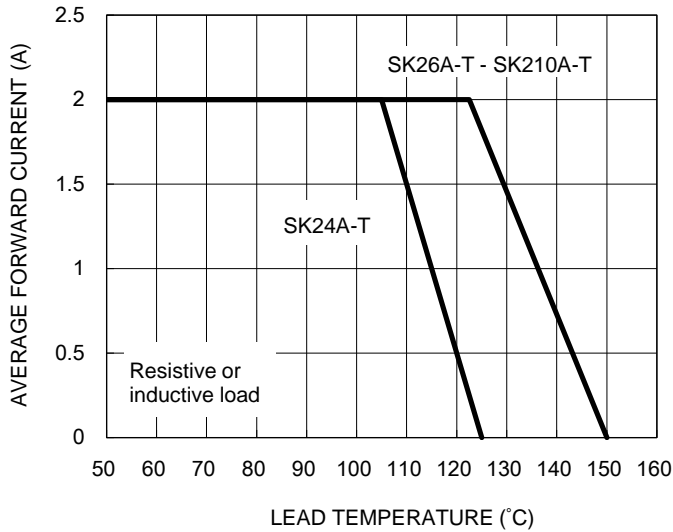
1. "xx" defines voltage from 40V (SK24A-T) to 100V (SK210A-T)
2. Whole series with green compound (halogen-free)

<b>EXAMPLE P/N</b>				
<b>EXAMPLE P/N</b>	<b>PART NO.</b>	<b>PACKING CODE</b>	<b>PACKING CODE SUFFIX</b>	<b>DESCRIPTION</b>
SK26A-T R3G	SK26A-T	R3	G	Green compound

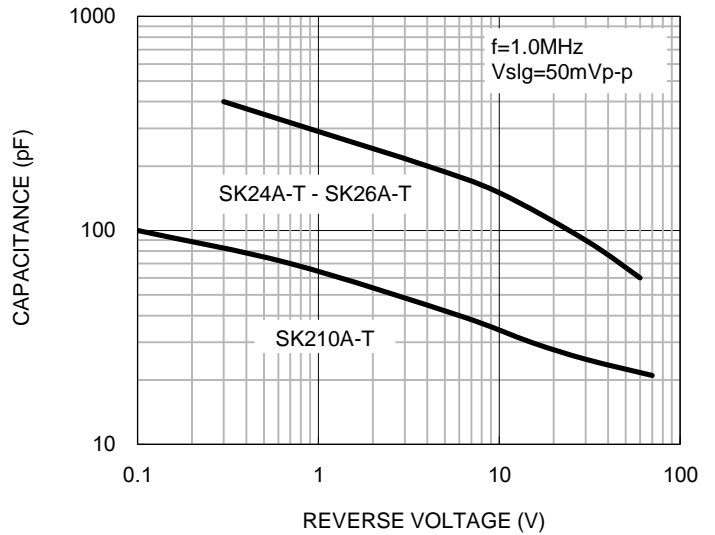
**CHARACTERISTICS CURVES**

( $T_A = 25^\circ\text{C}$  unless otherwise noted)

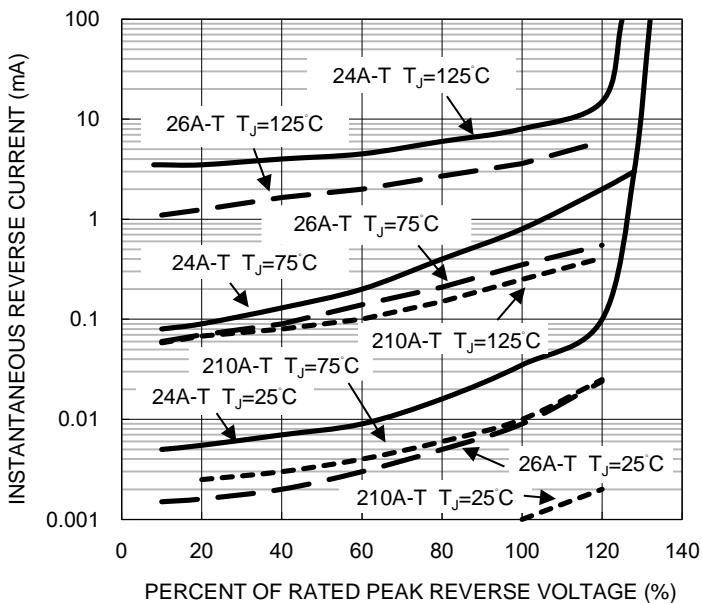
**Fig1. Forward Current Derating Curve**



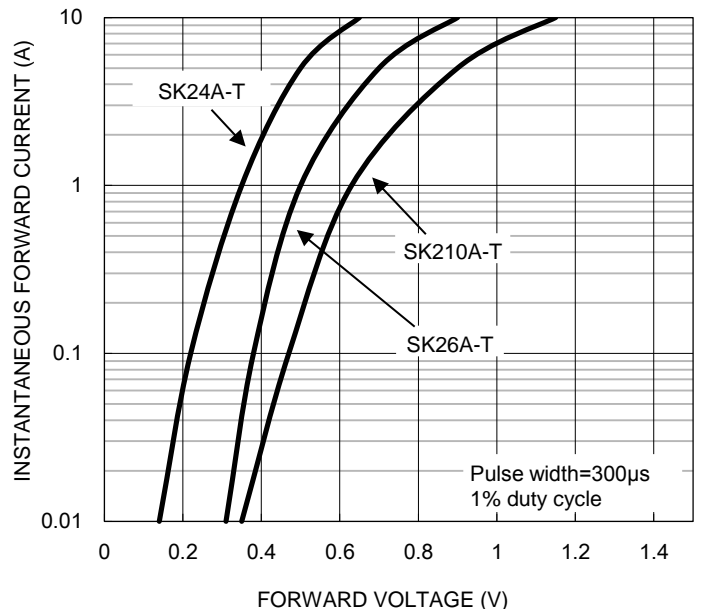
**Fig2. Typical Junction Capacitance**



**Fig3. Typical Reverse Characteristics**



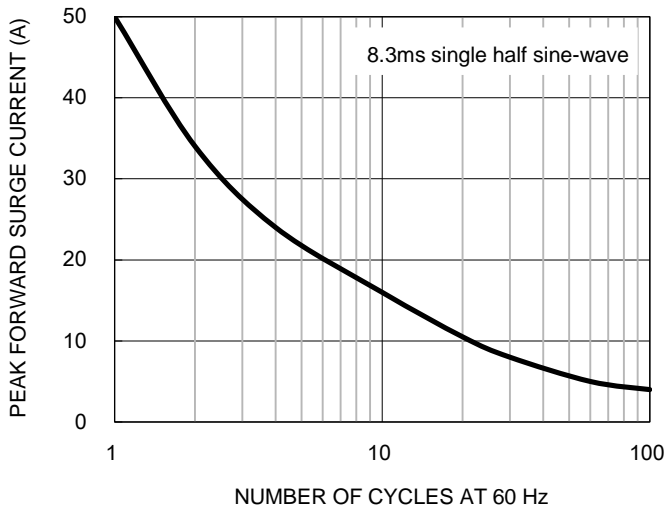
**Fig4. Typical Forward Characteristics**



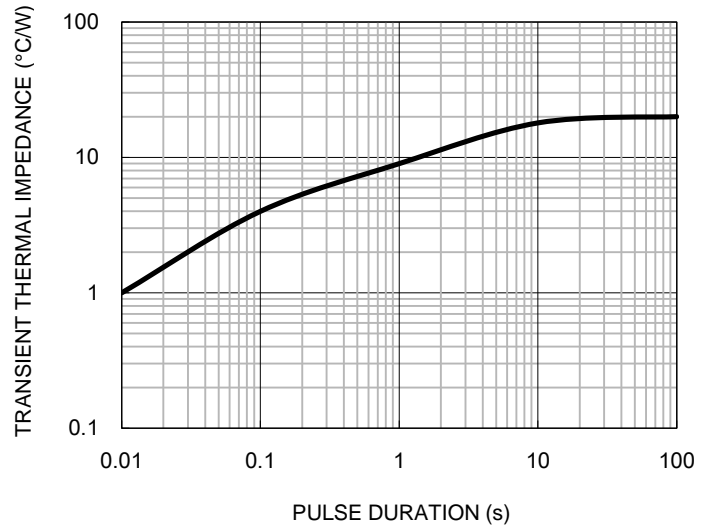
**CHARACTERISTICS CURVES**

( $T_A = 25^\circ\text{C}$  unless otherwise noted)

**Fig5. Maximum Non-repetitive Forward Surge Current**

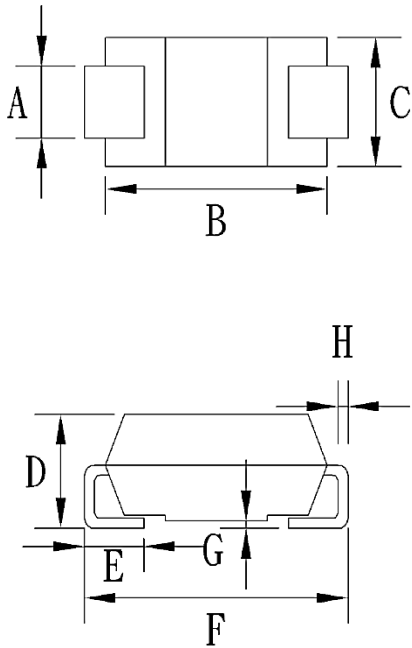


**Fig6. Typical Transient Thermal Characteristics**



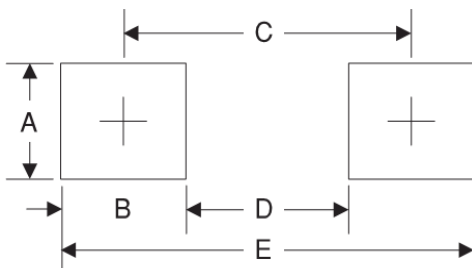
**PACKAGE OUTLINE DIMENSIONS**

DO-214AC (SMA)



DIM	Unit (mm)		Unit (inch)	
	Min	Max	Min	Max
A	1.27	1.58	0.050	0.062
B	4.06	4.60	0.160	0.181
C	2.29	2.83	0.090	0.111
D	1.99	2.50	0.078	0.098
E	0.90	1.41	0.035	0.056
F	4.95	5.33	0.195	0.210
G	0.10	0.20	0.004	0.008
H	0.15	0.31	0.006	0.012

**SUGGESTED PAD LAYOUT**



Symbol	Unit (mm)	Unit (inch)
A	1.68	0.066
B	1.52	0.060
C	3.93	0.155
D	2.41	0.095
E	5.45	0.215

**MARKING DIAGRAM**



- P/N = Marking Code
- G = Green Compound
- YW = Date Code
- F = Factory Code

## Notice

Specifications of the products displayed herein are subject to change without notice. TSC or anyone on its behalf, assumes no responsibility or liability for any errors or inaccuracies.

Information contained herein is intended to provide a product description only. No license, express or implied, to any intellectual property rights is granted by this document. Except as provided in TSC's terms and conditions of sale for such products, TSC assumes no liability whatsoever, and disclaims any express or implied warranty, relating to sale and/or use of TSC products including liability or warranties relating to fitness for a particular purpose, merchantability, or infringement of any patent, copyright, or other intellectual property right.

The products shown herein are not designed for use in medical, life-saving, or life-sustaining applications. Customers using or selling these products for use in such applications do so at their own risk and agree to fully indemnify TSC for any damages resulting from such improper use or sale.

## X-ON Electronics

Largest Supplier of Electrical and Electronic Components

*Click to view similar products for [Schottky Diodes & Rectifiers](#) category:*

*Click to view products by [Taiwan Semiconductor](#) manufacturer:*

Other Similar products are found below :

[CUS06\(TE85L,Q,M\)](#) [MA4E2039](#) [D1FH3-5063](#) [MBR0530L-TP](#) [MBR10100CT-BP](#) [MBR30H100MFST1G](#) [MMBD301M3T5G](#) [PMAD1103-LF](#) [PMAD1108-LF](#) [RB160M-50TR](#) [RB520S-30](#) [RB551V-30](#) [DD350N18K](#) [DZ435N40K](#) [DZ600N16K](#) [BAS16E6433HTMA1](#) [BAS 3010S-02LRH E6327](#) [BAT 54-02LRH E6327](#) [IDL02G65C5XUMA1](#) [NSR05F40QNXT5G](#) [NSVR05F40NXT5G](#) [JANS1N6640](#) [SB07-03C-TB-H](#) [SB1003M3-TL-W](#) [SBAT54CWT1G](#) [SBM30-03-TR-E](#) [SBS818-TL-E](#) [SK32A-LTP](#) [SK33A-TP](#) [SK34A-TP](#) [SK34B-TP](#) [SMD1200PL-TP](#) [ACDBN160-HF](#) [SS3003CH-TL-E](#) [STPS30S45CW](#) [PDS3100Q-7](#) [GA01SHT18](#) [CRS10I30A\(TE85L,QM\)](#) [MBR1240MFST1G](#) [MBRB30H30CT-1G](#) [BAS28E6433HTMA1](#) [BAS 70-02L E6327](#) [HSB123JTR-E](#) [JANTX1N5712-1](#) [VS-STPS40L45CW-N3](#) [DD350N12K](#) [SB007-03C-TB-E](#) [SB10015M-TL-E](#) [SB1003M3-TL-E](#) [SK110-LTP](#)