

400W, 5V - 188V Surface Mount Transient Voltage Suppressor

FEATURES

- Low profile package
- Ideal for automated placement
- Glass passivated junction
- Excellent clamping capability
- Fast response time: Typically less than 1.0ps
- Typical I_R less than $1\mu A$ above 10V
- 400 watts peak pulse power capability with a 10 / 1000 μs waveform (300W above 78V)
- Compliant to RoHS Directive 2011/65/EU and in accordance to WEEE 2002/96/EC
- Halogen-free according to IEC 61249-2-21



DO-214AC (SMA)



MECHANICAL DATA

Case: DO-214AC (SMA)

Molding compound: UL flammability classification rating 94V-0

Moisture sensitivity level (MSL): level 1, per J-STD-020

Part No. with suffix "H" means AEC-Q101 qualified

Packing code with suffix "G" means green compound (halogen-free)

Terminal: Matte tin plated leads, solderable per JESD22-B102

Meet JESD 201 class 2 whisker test

Polarity: Indicated by cathode band

Weight: 0.06 g (approximately)

MAXIMUM RATINGS AND ELECTRICAL CHARACTERISTICS ($T_A=25^\circ C$ unless otherwise noted)			
PARAMETER	SYMBOL	Value	UNIT
Peak power dissipation at $T_A=25^\circ C$, $T_p=1ms$ (Note 1)	P_{PK}	400	W
Steady state power dissipation	P_D	1	W
Peak forward surge current, 8.3 ms single half sine-wave superimposed on rated load	I_{FSM}	40	A
Maximum instantaneous forward voltage at 25 A for Unidirectional only	V_F	3.5	V
Operating junction temperature range	T_J	- 55 to +150	$^\circ C$
Storage temperature range	T_{STG}	- 55 to +150	$^\circ C$

Note 1: Non-repetitive current pulse per fig. 3 and derated above $T_A=25^\circ C$ per fig. 2

Devices for Bipolar Applications

1. For bidirectional use C or CA suffix for types SMAJ5.0 - types SMAJ188
2. Electrical characteristics apply in both directions

ORDERING INFORMATION					
PART NO.	PART NO. SUFFIX	PACKING CODE	PACKING CODE SUFFIX (*)	PACKAGE	PACKING
SMAJxxxx (Note 1)	H	R3	G	SMA	1,800 / 7" Plastic reel
		R2		SMA	7,500 / 13" Paper reel
		M2		SMA	7,500 / 13" Plastic reel
		F3		Folded SMA	1,800 / 7" Plastic reel
		F2		Folded SMA	7,500 / 13" Paper reel
		F4		Folded SMA	7,500 / 13" Plastic reel
		E3		Clip SMA	1,800 / 7" Plastic reel
		E2		Clip SMA	7,500 / 13" Plastic reel

Note 1: "xxxx" defines voltage from 5.0V (SMAJ5.0) to 188V (SMAJ188)

*: Optional available. For packing code E3 and E2 with green compound only

EXAMPLE					
EXAMPLE P/N	PART NO.	PART NO. SUFFIX	PACKING CODE	PACKING CODE SUFFIX	DESCRIPTION
SMAJ26AHR3G	SMAJ26A	H	R3	G	AEC-Q101 qualified Green compound

RATINGS AND CHARACTERISTICS CURVES ($T_A=25^\circ\text{C}$ unless otherwise noted)

FIG. 1 PEAK PULSE POWER RATING CURVE

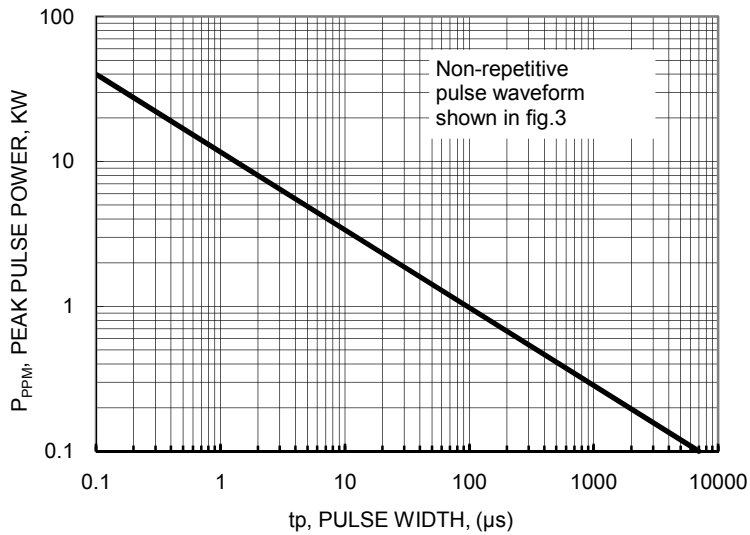


FIG.2 PULSE DERATING CURVE

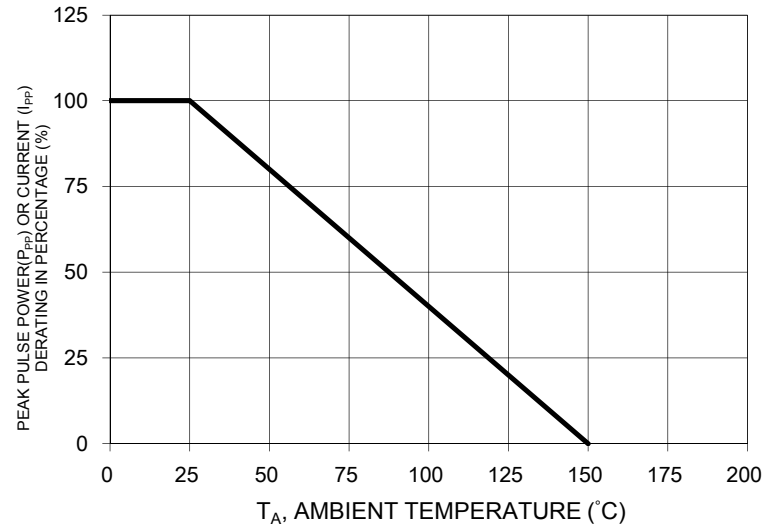


FIG. 3 CLAMPING POWER PULSE WAVEFORM

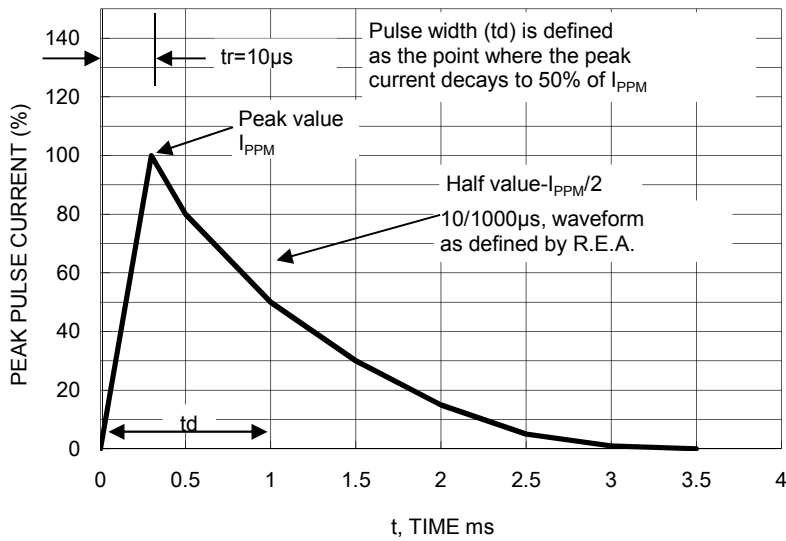


FIG. 4 MAXIMUM NON-REPETITIVE FORWARD SURGE CURRENT UNIDIRECTIONAL ONLY

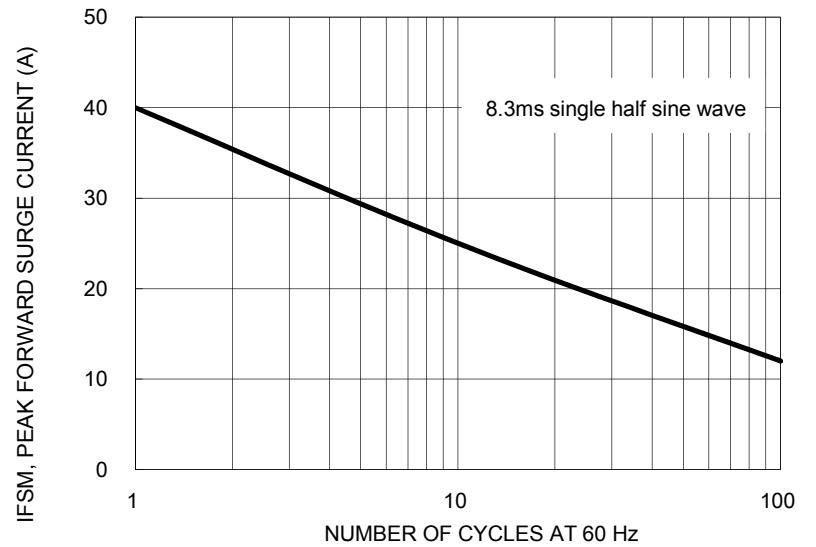
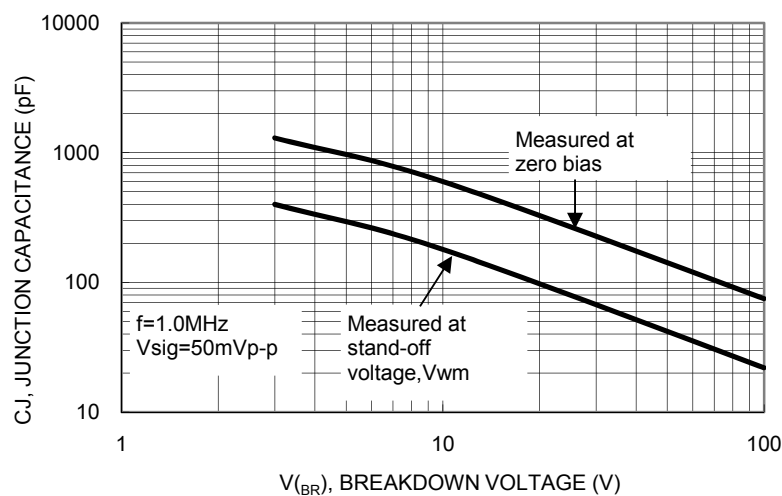


FIG. 5 TYPICAL JUNCTION CAPACITANCE



Device	Device Marking Code	Working Peak Reverse Voltage V_{WM} (V)	Breakdown Voltage V_{BR} (V)		Test Current I_T (mA)	Maximum Clamping Voltage at I_{PPM} V_c (V) (Note5)	Maximum Peak Pulse Surge Current I_{PPM} (A)(Note5)	Maximum Reverse Leakage @ V_{WM} I_R (μ A)
			at I_T					
			Min	Max				
SMAJ5.0	AD	5	6.4	7.30	10	9.6	41.7	800
SMAJ5.0A	AE	5	6.4	7.00	10	9.2	43.5	800
SMAJ6.0	AF	6	6.67	8.15	10	11.4	35.1	800
SMAJ6.0A	AG	6	6.67	7.37	10	10.3	38.8	800
SMAJ6.5	AH	6.5	7.22	8.82	10	12.3	32.5	500
SMAJ6.5A	AK	6.5	7.22	7.98	10	11.2	35.7	500
SMAJ7.0	AL	7	7.78	9.51	10	13.3	30.1	200
SMAJ7.0A	AM	7	7.78	8.60	10	12.0	33.3	200
SMAJ7.5	AN	7.5	8.33	10.30	1	14.3	28.0	100
SMAJ7.5A	AP	7.5	8.33	9.21	1	12.9	31.0	100
SMAJ8.0	AQ	8	8.89	10.90	1	15.0	26.7	50
SMAJ8.0A	AR	8	8.89	9.83	1	13.6	29.4	50
SMAJ8.5	AS	8.5	9.44	11.50	1	15.9	25.2	10
SMAJ8.5A	AT	8.5	9.44	10.40	1	14.4	27.8	10
SMAJ9.0	AU	9	10.0	12.20	1	16.9	23.7	5
SMAJ9.0A	AV	9	10.0	11.10	1	15.4	26.0	5
SMAJ10	AW	10	11.1	13.60	1	18.8	21.3	5
SMAJ10A	AX	10	11.1	12.30	1	17.0	23.5	5
SMAJ11	AY	11	12.2	14.90	1	20.1	19.9	1
SMAJ11A	AZ	11	12.2	13.50	1	18.2	22.0	1
SMAJ12	BD	12	13.3	16.30	1	22.0	18.2	1
SMAJ12A	BE	12	13.3	14.70	1	19.9	20.1	1
SMAJ13	BF	13	14.4	17.60	1	23.8	16.8	1
SMAJ13A	BG	13	14.4	15.90	1	21.5	18.6	1
SMAJ14	BH	14	15.6	19.10	1	25.8	15.5	1
SMAJ14A	BK	14	15.6	17.20	1	23.2	17.2	1
SMAJ15	BL	15	16.7	20.40	1	26.9	14.9	1
SMAJ15A	BM	15	16.7	18.50	1	24.4	16.4	1
SMAJ16	BN	16	17.8	21.80	1	28.8	13.9	1
SMAJ16A	BP	16	17.8	19.70	1	26.0	15.4	1
SMAJ17	BQ	17	18.9	23.10	1	30.5	13.1	1
SMAJ17A	BR	17	18.9	20.90	1	27.6	14.5	1
SMAJ18	BS	18	20.0	24.40	1	32.2	12.4	1
SMAJ18A	BT	18	20.0	22.10	1	29.2	13.7	1
SMAJ20	BU	20	22.2	27.10	1	35.8	11.2	1
SMAJ20A	BV	20	22.2	24.50	1	32.4	12.3	1
SMAJ22	BW	22	24.4	29.80	1	39.4	10.2	1
SMAJ22A	BX	22	24.4	26.90	1	35.5	11.3	1
SMAJ24	BY	24	26.7	32.60	1	43.0	9.3	1
SMAJ24A	BZ	24	26.7	29.50	1	38.9	10.3	1
SMAJ26	CD	26	28.9	35.30	1	46.6	8.6	1
SMAJ26A	CE	26	28.9	31.90	1	42.1	9.5	1
SMAJ28	CF	28	31.1	38.00	1	50.0	8.0	1
SMAJ28A	CG	28	31.1	34.40	1	45.4	8.8	1

Device	Device Marking Code	Working Peak Reverse Voltage V_{WM} (V)	Breakdown Voltage V_{BR} (V) at I_T		Test Current I_T (mA)	Maximum Clamping Voltage at I_{PPM} V_C (V) (Note5)	Maximum Peak Pulse Surge Current I_{PPM} (A) (Note5)	Maximum Reverse Leakage @ V_{WM} I_R (μ A)
			Min	Max				
SMAJ30	CH	30	33.3	40.7	1	53.5	7.5	1
SMAJ30A	CK	30	33.3	36.8	1	48.4	8.3	1
SMAJ33	CL	33	36.7	44.9	1	59.0	6.8	1
SMAJ33A	CM	33	36.7	40.6	1	53.3	7.5	1
SMAJ36	CN	36	40.0	48.9	1	64.3	6.2	1
SMAJ36A	CP	36	40.0	44.2	1	58.1	6.9	1
SMAJ40	CQ	40	44.4	54.3	1	71.4	5.6	1
SMAJ40A	CR	40	44.4	49.1	1	64.5	6.2	1
SMAJ43	CS	43	47.8	58.4	1	76.7	5.2	1
SMAJ43A	CT	43	47.8	52.8	1	69.4	5.8	1
SMAJ45	CU	45	50.0	61.1	1	80.3	5.0	1
SMAJ45A	CV	45	50.0	55.3	1	72.7	5.5	1
SMAJ48	CW	48	53.3	65.1	1	85.5	4.7	1
SMAJ48A	CX	48	53.3	58.9	1	77.4	5.2	1
SMAJ51	CY	51	56.7	69.3	1	91.1	4.4	1
SMAJ51A	CZ	51	56.7	62.7	1	82.4	4.9	1
SMAJ54	RD	54	60.0	73.3	1	96.3	4.2	1
SMAJ54A	RE	54	60.0	66.3	1	87.1	4.6	1
SMAJ58	RF	58	64.4	78.7	1	103	3.9	1
SMAJ58A	RG	58	64.4	71.2	1	93.6	4.3	1
SMAJ60	RH	60	66.7	81.5	1	107	3.7	1
SMAJ60A	RK	60	66.7	73.7	1	96.8	4.1	1
SMAJ64	RL	64	71.1	86.9	1	114	3.5	1
SMAJ64A	RM	64	71.1	78.6	1	103	3.9	1
SMAJ70	RN	70	77.8	95.1	1	125	3.2	1
SMAJ70A	RP	70	77.8	86	1	113	3.5	1
SMAJ75	RQ	75	83.3	102	1	134	3.0	1
SMAJ75A	RR	75	83.3	92.1	1	121	3.3	1
SMAJ78	RS	78	86.7	106	1	139	2.9	1
SMAJ78A	RT	78	86.7	95.8	1	126	3.2	1
SMAJ85	RU	85	94.4	115	1	151	2.0	1
SMAJ85A	RV	85	94.4	104	1	137	2.2	1
SMAJ90	RW	90	100	122	1	160	1.9	1
SMAJ90A	RX	90	100	111	1	146	2.1	1
SMAJ100	RY	100	111	136	1	179	1.7	1
SMAJ100A	RZ	100	111	123	1	162	1.9	1
SMAJ110	SD	110	122	149	1	196	1.6	1
SMAJ110A	SE	110	122	135	1	177	1.7	1
SMAJ120	SF	120	133	163	1	214	1.4	1
SMAJ120A	SG	120	133	147	1	193	1.6	1
SMAJ130	SH	130	144	176	1	231	1.3	1
SMAJ130A	SK	130	144	159	1	209	1.5	1
SMAJ150	SL	150	167	204	1	266	1.1	1
SMAJ150A	SM	150	167	185	1	243	1.3	1

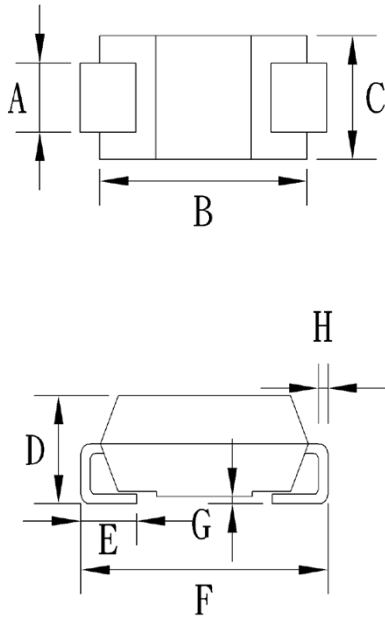
Device	Device Marking Code	Working Peak Reverse Voltage V_{WM} (V)	Breakdown Voltage V_{BR} (V) at I_T		Test Current I_T (mA)	Maximum Clamping Voltage at I_{PPM} V_C (V) (Note5)	Maximum Peak Pulse Surge Current I_{PPM} (A) (Note5)	Maximum Reverse Leakage @ V_{WM} I_R (μ A)
			Min	Max				
SMAJ160	SN	160	178	218	1	287	1.0	1
SMAJ160A	SP	160	178	197	1	259	1.2	1
SMAJ170	SQ	170	189	231	1	304	1.0	1
SMAJ170A	SR	170	189	209	1	275	1.1	1
SMAJ188	ST	188	209	255	1	344	0.9	1
SMAJ188A	SS	188	209	231	1	328	0.9	1

Notes:

1. Non-repetitive current pulse, per fig. 3 and derated above $T_A=25^\circ\text{C}$ per fig. 2
2. Mounted on 5 x 5mm copper pads to each terminal
3. Lead temperature at $T_L=75^\circ\text{C}$
4. Measure on 8.3ms single half sine-wave duty cycle=4 pulses per minutes maximum
5. Peak pulse power waveform is 10/1000 μ s
6. For bi-directional devices having V_R of 10 volts and under, the I_R limit is double.

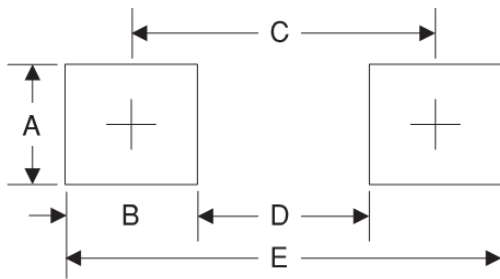
PACKAGE OUTLINE DIMENSIONS

DO-214AC (SMA)



DIM.	Unit (mm)		Unit (inch)	
	Min	Max	Min	Max
A	1.27	1.58	0.050	0.062
B	4.06	4.60	0.160	0.181
C	2.29	2.83	0.090	0.111
D	1.99	2.50	0.078	0.098
E	0.90	1.41	0.035	0.056
F	4.95	5.33	0.195	0.210
G	0.10	0.20	0.004	0.008
H	0.15	0.31	0.006	0.012

SUGGESTED PAD LAYOUT



Symbol	Unit (mm)	Unit (inch)
A	1.68	0.066
B	1.52	0.060
C	3.93	0.155
D	2.41	0.095
E	5.45	0.215

MARKING DIAGRAM



- P/N = Device Marking Code
- G = Green Compound
- YW = Date Code
- F = Factory Code

Note: Cathode band for uni-directional products only

Notice

Specifications of the products displayed herein are subject to change without notice. TSC or anyone on its behalf, assumes no responsibility or liability for any errors or inaccuracies.

Information contained herein is intended to provide a product description only. No license, express or implied, to any intellectual property rights is granted by this document. Except as provided in TSC's terms and conditions of sale for such products, TSC assumes no liability whatsoever, and disclaims any express or implied warranty, relating to sale and/or use of TSC products including liability or warranties relating to fitness for a particular purpose, merchantability, or infringement of any patent, copyright, or other intellectual property right.

The products shown herein are not designed for use in medical, life-saving, or life-sustaining applications. Customers using or selling these products for use in such applications do so at their own risk and agree to fully indemnify TSC for any damages resulting from such improper use or sale.

X-ON Electronics

Largest Supplier of Electrical and Electronic Components

Click to view similar products for [Taiwan Semiconductor manufacturer](#):

Other Similar products are found below :

[TS78M12CP ROG](#) [MBS6](#) [SF14](#) [ES2J](#) [SS14](#) [SS26 R4](#) [GBPC2506W](#) [TSM2302CX](#) [TS5204CX33](#) [P4SMA200A R3G](#) [HER102G](#)
[DBLS203G RD](#) [P4SMA36CA R3G](#) [ES1GL](#) [SS15](#) [SMCJ40CA R7G](#) [P4SMA36A R3G](#) [SMAJ58CA R3G](#) [SK56C R7G](#) [TSS83L45 MWG](#)
[S8JC R7G](#) [S3MBHR5G](#) [S12GC R7G](#) [RS1J R3G](#) [MUR820 C0](#) [MUR120S R5G](#) [ES3G R7G](#) [ES2BA R3G](#) [SMCJ28A V7G](#) [SMBJ15CA](#)
[SMBJ40CA](#) [SMCJ17CA](#) [TSD10H100CW MNG](#) [SMBJ6V5CA](#) [GBPC2510W T0](#) [GBU1007 D2G](#) [P6KE13A](#) [P6KE22CA](#) [RS1GL RVG](#)
[SS26LWHRVG](#) [SS16LWHRVG](#) [ES1DLW RVG](#) [TSP10U100S S1G](#) [BYG20G R3G](#) [SS310 V6G](#) [SK54C V7G](#) [SMBJ26AHM4G](#)
[MBR20200CT-Y C0G](#) [TS50P07G D2G](#) [SMBJ6.0CA R4G](#)