

600W, 5V - 170V Surface Mount Transient Voltage Suppressor

FEATURES

- Ideal for automated placement
- Glass passivated junction
- Excellent clamping capability
- Fast response time: Typically less than 1.0ps
- Typical I_R less than $1\mu A$ above 10V
- Moisture sensitivity level: level 1, per J-STD-020
- AEC-Q101 qualified available:
ordering code with suffix "H"
- Compliant to RoHS Directive 2011/65/EU and
in accordance to WEEE 2002/96/EC

KEY PARAMETERS		
PARAMETER	VALUE	UNIT
V_{WM}	5 - 170	V
V_{BR} (uni - directional)	6.4 – 231	V
V_{BR} (bi - directional)	6.4 – 231	V
P_{PK}	600	W
$T_{J MAX}$	150	°C
Package	DO-214AA (SMB)	
Configuration	Single Die	

APPLICATIONS

- Switching mode power supply (SMPS)



MECHANICAL DATA

- Case: DO-214AA (SMB)
- Molding compound meets UL 94V-0 flammability rating
- Terminal: Matte tin plated leads, solderable per J-STD-002
- Meet JESD 201 class 2 whisker test
- Polarity: As marked
- Weight: 0.09 g (approximately)



DO-214AA (SMB)

ABSOLUTE MAXIMUM RATINGS ($T_A = 25^\circ C$ unless otherwise noted)			
PARAMETER	SYMBOL	VALUE	UNIT
Non-repetitive peak impulse power dissipation with 10/1000 μs waveform ⁽¹⁾	P_{PK}	600	W
Steady state power dissipation at $T_A = 25^\circ C$	P_D	3	W
Peak forward surge current, 8.3 ms single half sine-wave superimposed on rated load for Uni-directional only	I_{FSM}	100	A
Forward Voltage @ $I_F = 50A$ for Uni-directional only ⁽²⁾	V_F	3.5 / 5.0	V
Junction temperature	T_J	- 55 to +150	°C
Storage temperature	T_{STG}	- 55 to +150	°C

Notes:

1. Non-repetitive current pulse per Fig. 3 and derated above $T_A = 25^\circ C$ per Fig. 2
2. $V_F = 3.5V$ on SMBJ5.0 - SMBJ90 devices and $V_F = 5.0V$ on SMBJ100 - SMBJ170 devices

Devices for Bipolar Applications

1. For bidirectional use C or CA suffix for types SMBJ5.0 - types SMBJ170
2. Electrical characteristics apply in both directions

THERMAL PERFORMANCE			
PARAMETER	SYMBOL	TYP	UNIT
Junction-to-Case Thermal Resistance	$R_{\theta JC}$	10	°C/W
Junction-to-Ambient Thermal Resistance	$R_{\theta JA}$	55	°C/W

ELECTRICAL SPECIFICATIONS ($T_A = 25^\circ\text{C}$ unless otherwise noted)								
Part number	Marking code	Breakdown voltage $V_{BR@I_T}$ (V) (Note 1)		Test current I_T (mA)	Working stand-off voltage V_{WM} (V)	Maximum blocking leakage current $I_D@V_{WM}$ (μA)	Maximum peak impulse current I_{PP} (A) (Note 2)	Maximum clamping voltage $V_C@I_{PP}$ (V)
		Min.	Max.					
SMBJ5.0	KD	6.40	7.30	10	5.0	800	65.0	9.6
SMBJ5.0A	KE	6.40	7.00	10	5.0	800	68.0	9.2
SMBJ6.0	KF	6.67	8.15	10	6.0	800	55.0	11.4
SMBJ6.0A	KG	6.67	7.37	10	6.0	800	61.0	10.3
SMBJ6.5	KH	7.22	8.82	10	6.5	500	51.0	12.3
SMBJ6.5A	KK	7.22	7.98	10	6.5	500	56.0	11.2
SMBJ7.0	KL	7.78	9.51	10	7.0	200	47.0	13.3
SMBJ7.0A	KM	7.78	8.60	10	7.0	200	52.0	12.0
SMBJ7.5	KN	8.33	10.3	1	7.5	100	44.0	14.3
SMBJ7.5A	KP	8.33	9.21	1	7.5	100	48.0	12.9
SMBJ8.0	KQ	8.89	10.9	1	8.0	50	42.0	15.0
SMBJ8.0A	KR	8.89	9.83	1	8.0	50	46.0	13.6
SMBJ8.5	KS	9.44	11.5	1	8.5	10	39.0	15.9
SMBJ8.5A	KT	9.44	10.4	1	8.5	10	43.0	14.4
SMBJ9.0	KU	10.0	12.2	1	9.0	5	37.0	16.9
SMBJ9.0A	KV	10.0	11.1	1	9.0	5	40.0	15.4
SMBJ10	KW	11.1	13.6	1	10	5	33.0	18.8
SMBJ10A	KX	11.1	12.3	1	10	5	37.0	17.0
SMBJ11	KY	12.2	14.9	1	11	1	31.0	20.1
SMBJ11A	KZ	12.2	13.5	1	11	1	34.0	18.2
SMBJ12	LD	13.3	16.3	1	12	1	28.0	22.0
SMBJ12A	LE	13.3	14.7	1	12	1	31.0	19.9
SMBJ13	LF	14.4	17.6	1	13	1	26.0	23.8
SMBJ13A	LG	14.4	15.9	1	13	1	29.0	21.5
SMBJ14	LH	15.6	19.1	1	14	1	24.4	25.8
SMBJ14A	LK	15.6	17.2	1	14	1	27.0	23.2
SMBJ15	LL	16.7	20.4	1	15	1	23.1	26.9
SMBJ15A	LM	16.7	18.5	1	15	1	25.1	24.4
SMBJ16	LN	17.8	21.8	1	16	1	21.8	28.8
SMBJ16A	LP	17.8	19.7	1	16	1	24.2	26.0
SMBJ17	LQ	18.9	23.1	1	17	1	20.0	30.5
SMBJ17A	LR	18.9	20.9	1	17	1	22.8	27.6
SMBJ18	LS	20.0	24.4	1	18	1	19.5	32.2
SMBJ18A	LT	20.0	22.1	1	18	1	21.5	29.2
SMBJ20	LU	22.2	27.1	1	20	1	17.6	35.8
SMBJ20A	LV	22.2	24.5	1	20	1	19.4	32.4
SMBJ22	LW	24.4	29.8	1	22	1	15.0	39.4
SMBJ22A	LX	24.4	26.9	1	22	1	17.7	35.5
SMBJ24	LY	26.7	32.6	1	24	1	14.6	43.0
SMBJ24A	LZ	26.7	29.5	1	24	1	16.0	38.9
SMBJ26	MD	28.9	35.3	1	26	1	13.5	46.6
SMBJ26A	ME	28.9	31.9	1	26	1	14.9	42.1

ELECTRICAL SPECIFICATIONS ($T_A = 25^\circ\text{C}$ unless otherwise noted)								
Part number	Marking code	Breakdown voltage $V_{BR}@I_T$ (V) (Note 1)		Test current I_T (mA)	Working stand-off voltage V_{WM} (V)	Maximum blocking leakage current $I_D@V_{WM}$ (μA)	Maximum peak impulse current I_{PP} (A) (Note 2)	Maximum clamping voltage $V_C@I_{PP}$ (V)
		Min.	Max.					
SMBJ28	MF	31.1	38.0	1	28	1	12.6	50.0
SMBJ28A	MG	31.1	34.4	1	28	1	13.8	45.4
SMBJ30	MH	33.3	40.7	1	30	1	11.7	53.5
SMBJ30A	MK	33.3	36.8	1	30	1	13.0	48.4
SMBJ33	ML	36.7	44.9	1	33	1	10.6	59.0
SMBJ33A	MM	36.7	40.6	1	33	1	11.8	53.3
SMBJ36	MN	40.0	48.9	1	36	1	9.8	64.3
SMBJ36A	MP	40.0	44.2	1	36	1	10.8	58.1
SMBJ40	MQ	44.4	54.3	1	40	1	8.8	71.4
SMBJ40A	MR	44.4	49.1	1	40	1	9.7	64.5
SMBJ43	MS	47.8	58.4	1	43	1	8.2	76.7
SMBJ43A	MT	47.8	52.8	1	43	1	9.0	69.4
SMBJ45	MU	50.0	61.1	1	45	1	7.8	80.3
SMBJ45A	MV	50.0	55.3	1	45	1	8.6	72.7
SMBJ48	MW	53.3	65.1	1	48	1	7.3	85.5
SMBJ48A	MX	53.3	58.9	1	48	1	8.1	77.4
SMBJ51	MY	56.7	69.3	1	51	1	6.9	91.1
SMBJ51A	MZ	56.7	62.7	1	51	1	7.6	82.4
SMBJ54	ND	60.0	73.3	1	54	1	6.5	96.3
SMBJ54A	NE	60.0	66.3	1	54	1	7.2	87.1
SMBJ58	NF	64.4	78.7	1	58	1	6.1	103
SMBJ58A	NG	64.4	71.2	1	58	1	6.7	93.6
SMBJ60	NH	66.7	81.5	1	60	1	5.8	107
SMBJ60A	NK	66.7	73.7	1	60	1	6.5	96.8
SMBJ64	NL	71.1	86.9	1	64	1	5.5	114
SMBJ64A	NM	71.1	78.6	1	64	1	6.1	103
SMBJ70	NN	77.8	95.1	1	70	1	5.0	125
SMBJ70A	NP	77.8	86	1	70	1	5.5	113
SMBJ75	NQ	83.3	102	1	75	1	4.7	134
SMBJ75A	NR	83.3	92.1	1	75	1	5.2	121
SMBJ78	NS	86.7	106	1	78	1	4.5	139
SMBJ78A	NT	86.7	95.8	1	78	1	5.0	126
SMBJ85	NU	94.4	115	1	85	1	4.1	151
SMBJ85A	NV	94.4	104	1	85	1	4.6	137
SMBJ90	NW	100	122	1	90	1	3.9	160
SMBJ90A	NX	100	111	1	90	1	4.3	146
SMBJ100	NY	111	136	1	100	1	3.5	179
SMBJ100A	NZ	111	123	1	100	1	3.8	162
SMBJ110	PD	122	149	1	110	1	3.2	196
SMBJ110A	PE	122	135	1	110	1	3.5	177
SMBJ120	PF	133	163	1	120	1	2.9	214
SMBJ120A	PG	133	147	1	120	1	3.2	193
SMBJ130	PH	144	176	1	130	1	2.7	231
SMBJ130A	PK	144	159	1	130	1	3.0	209
SMBJ150	PL	167	204	1	150	1	2.3	266
SMBJ150A	PM	167	185	1	150	1	2.5	243
SMBJ160	PN	178	218	1	160	1	2.2	287
SMBJ160A	PP	178	197	1	160	1	2.4	259
SMBJ170	PQ	189	231	1	170	1	2.0	304

ELECTRICAL SPECIFICATIONS ($T_A = 25^\circ\text{C}$ unless otherwise noted)								
Part number	Marking code	Breakdown voltage $V_{BR}@I_T$ (V) (Note 1)		Test current I_T (mA)	Working stand-off voltage V_{WM} (V)	Maximum blocking leakage current $I_D@V_{WM}$ (μA)	Maximum peak impulse current I_{PP} (A) (Note 2)	Maximum clamping voltage $V_C@I_{PP}$ (V)
		Min.	Max.					
SMBJ170A	PR	189	209	1	170	1	2.2	275

Notes:

1. V_{BR} measure after I_T applied for 30ms, I_T =square wave pulse or equivalent.
2. Surge current waveform per Figure. 3 and derate per Figure. 2.
3. All terms and symbols are consistent with ANSI/IEEE C62.35.
4. For bidirectional use C or CA suffix for types SMBJ5.0 - SMBJ170
5. For bipolar types having V_{WM} of 10 V (SMBJ8.0C) and under, the I_D limit is doubled.

ORDERING INFORMATION		
ORDERING CODE (Note 1,2,3)	PACKAGE	PACKING
SMBJxxxxHR5G	SMB	850 / 7" Plastic reel
SMBJxxxxHR4G	SMB	3,000 / 13" Paper reel
SMBJxxxxHM4G	SMB	3,000 / 13" Plastic reel
SMBJxxxx R5G	SMB	850 / 7" Plastic reel
SMBJxxxx R4G	SMB	3,000 / 13" Paper reel
SMBJxxxx M4G	SMB	3,000 / 13" Plastic reel
SMBJxxxxHR5	SMB	850 / 7" Plastic reel
SMBJxxxxHR4	SMB	3,000 / 13" Paper reel
SMBJxxxxHM4	SMB	3,000 / 13" Plastic reel
SMBJxxxx R5	SMB	850 / 7" Plastic reel
SMBJxxxx R4	SMB	3,000 / 13" Paper reel
SMBJxxxx M4	SMB	3,000 / 13" Plastic reel

Note 1:

"xxxx" defines voltage from 5.0V (SMBJ5.0) to 170V (SMBJ170A)

Note 2:

"H" means AEC-Q101 qualified

Note 3:

"G" means green compound (halogen free)

CHARACTERISTICS CURVES

($T_A = 25^\circ\text{C}$ unless otherwise noted)

Fig1. Peak Pulse Power rating Curve

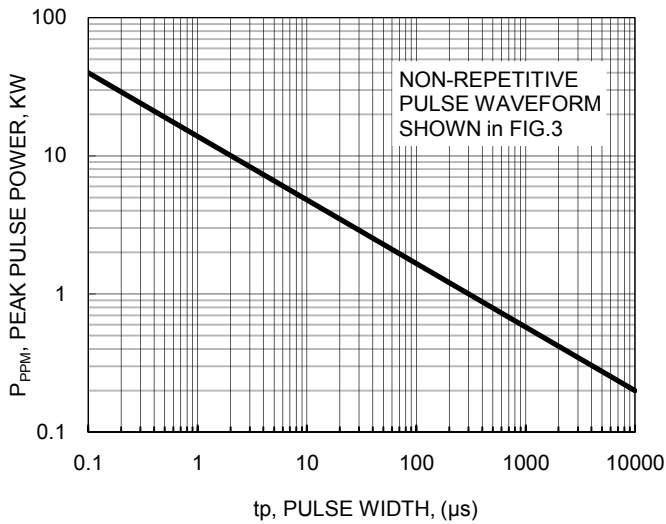


Fig2. Pulse Derating Curve

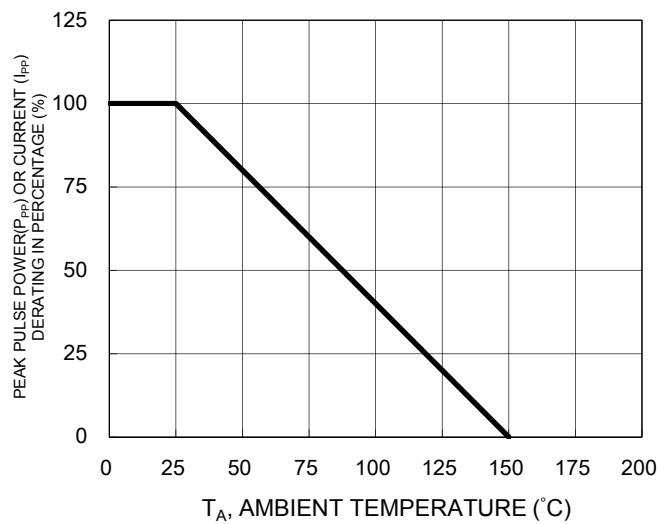


Fig3. Clamping Power Pulse Waveform

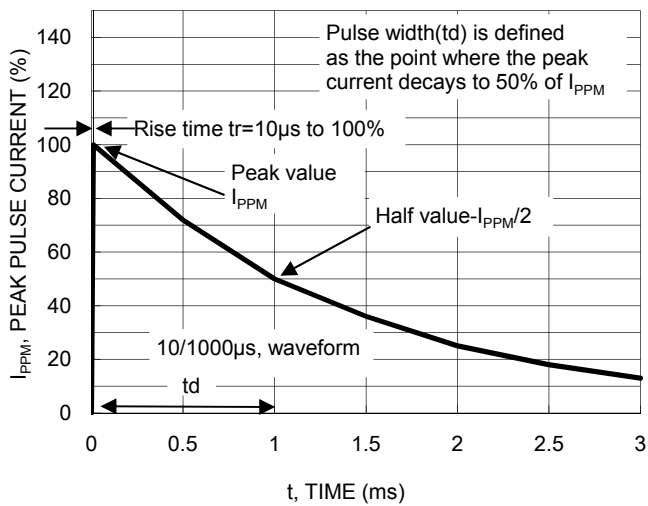


Fig4. Maximum Non-Repetitive Forward Surge Current

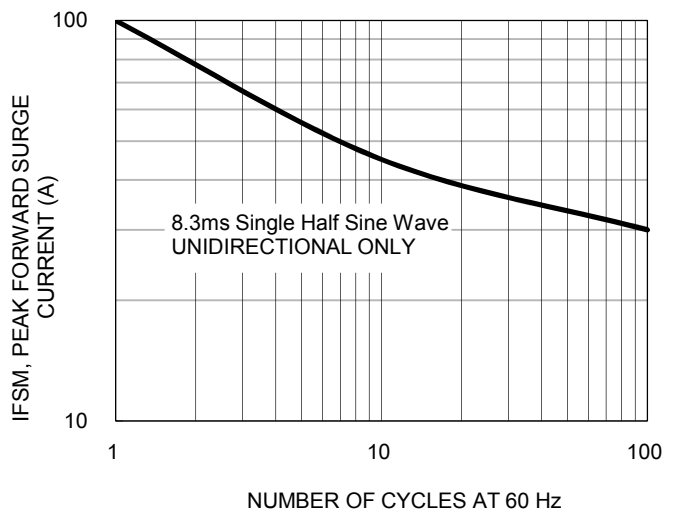
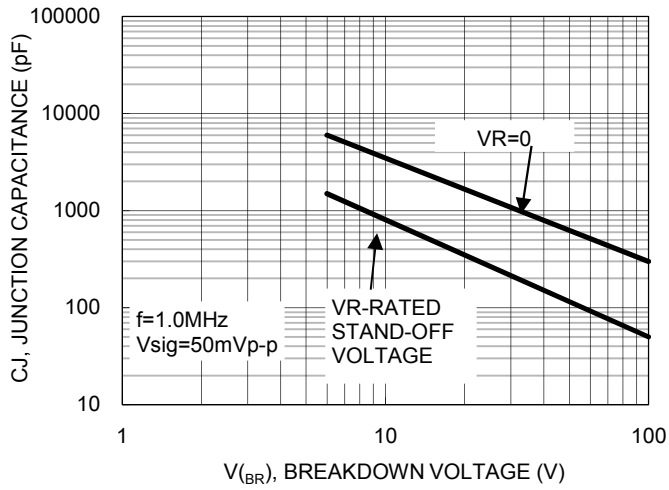
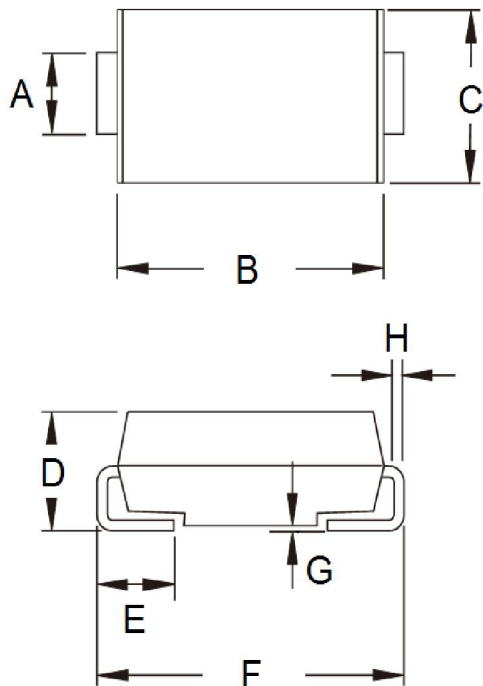


Fig5. Typical Junction Capacitance



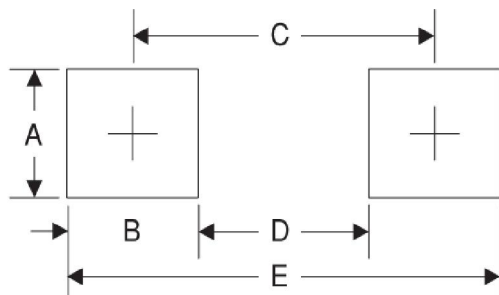
PACKAGE OUTLINE DIMENSIONS

DO-214AA (SMB)



DIM.	Unit (mm)		Unit (inch)	
	Min	Max	Min	Max
A	1.95	2.20	0.077	0.087
B	4.05	4.60	0.159	0.181
C	3.30	3.95	0.130	0.156
D	1.95	2.65	0.077	0.104
E	0.75	1.60	0.030	0.063
F	5.10	5.60	0.201	0.220
G	0.05	0.20	0.002	0.008
H	0.15	0.31	0.006	0.012

SUGGESTED PAD LAYOUT



Symbol	Unit (mm)	Unit (inch)
A	2.3	0.091
B	2.5	0.098
C	4.3	0.169
D	1.8	0.071
E	6.8	0.268

MARKING DIAGRAM



- P/N = Marking Code
- G = Green Compound
- YW = Date Code
- F = Factory Code

Note: Cathode band for uni-directional products only

Notice

Specifications of the products displayed herein are subject to change without notice. TSC or anyone on its behalf, assumes no responsibility or liability for any errors or inaccuracies.

Information contained herein is intended to provide a product description only. No license, express or implied, to any intellectual property rights is granted by this document. Except as provided in TSC's terms and conditions of sale for such products, TSC assumes no liability whatsoever, and disclaims any express or implied warranty, relating to sale and/or use of TSC products including liability or warranties relating to fitness for a particular purpose, merchantability, or infringement of any patent, copyright, or other intellectual property right.

The products shown herein are not designed for use in medical, life-saving, or life-sustaining applications. Customers using or selling these products for use in such applications do so at their own risk and agree to fully indemnify TSC for any damages resulting from such improper use or sale.

X-ON Electronics

Largest Supplier of Electrical and Electronic Components

Click to view similar products for [ESD Suppressors / TVS Diodes](#) category:

Click to view products by [Taiwan Semiconductor](#) manufacturer:

Other Similar products are found below :

[NTE4902](#) [P4SMAJ15A](#) [P4SMAJ26A](#) [SMAJ400CA-TP](#) [TGL34-47CA](#) [ESDAULC45-1BF4](#) [SM1605E3/TR13](#) [SMF20A-TP](#) [P4SMAJ12A](#)
[CPDUR24V-HF](#) [CPDQC5V0USP-HF](#) [CPDQC5V0-HF](#) [MPLAD30KP45CAE3](#) [MMBZ27VCLQ-7-F](#) [MMAD1108/TR13](#) [MPLAD30KP24A](#)
[ACPDQC5V0R-HF](#) [DFLT170A-7](#) [NTE4900](#) [NTE4926](#) [NTE4938](#) [SMF22A-TP](#) [SMF12A-TP](#) [SLVU2.8-TP](#) [SMLJ6.5CA-TP](#) [SMAJ6.5CA-](#)
[TP](#) [MMAD1108E3/TR13](#) [D5V0M1U2LP3-7](#) [SMAJ400A-TP](#) [AOZ8811DT-03](#) [AOZ8831DI-05](#) [AOZ8831DT-03](#) [SMAJ188CA](#) [3SMC33CA](#)
[BK](#) [CPDQC3V3C-HF](#) [CPDQC12VE-HF](#) [MPLAD30KP170CA](#) [82357120100](#) [5.0SMLJ15CA-TP](#) [5KP18A-TP](#) [P6KE8.2A-TP](#)
[MPLAD30KP43CAE3](#) [SMAJ43A-TP](#) [D5V0F6U8LP33-7](#) [TVS5501V10MUT5G](#) [5.0SMLJ24CA-TP](#) [SMAJ110CA-TP](#) [MPLAD15KP75CAE3](#)
[MMAD1103e3/TR13](#) [DFLT40AQ-7](#)