

10A, 20V - 200V Schottky Barrier Rectifier

FEATURES

- AEC-Q101 qualified available
- Low power loss, high efficiency
- Guard ring for overvoltage protection
- High surge current capability
- UL Recognized File # E-326243
- RoHS Compliant
- Halogen-free according to IEC 61249-2-21


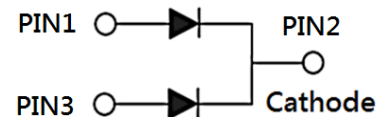
APPLICATIONS

- Switching mode power supply (SMPS)
- Adapters
- DC to DC converters

MECHANICAL DATA

- Case: ITO-220AB
- Molding compound meets UL 94V-0 flammability rating
- Terminal: Matte tin plated leads, solderable per J-STD-002
- Mounting torque: 0.56 N·m maximum
- Meet JESD 201 class 2 whisker test
- Polarity: As marked
- Weight: 1.70g (approximately)

| KEY PARAMETERS | | |
|----------------|-----------|------|
| PARAMETER | VALUE | UNIT |
| I_F | 10 | A |
| V_{RRM} | 20 - 200 | V |
| I_{FSM} | 120 | A |
| $T_{J\ MAX}$ | 125, 150 | °C |
| Package | ITO-220AB | |
| Configuration | Dual dies | |


ITO-220AB


| ABSOLUTE MAXIMUM RATINGS ($T_A = 25^\circ\text{C}$ unless otherwise noted) | | | | | | | | | | | |
|--|--------------|-------------|----------|----------|----------|-------------|----------|-----------|-----------|-----------|------|
| PARAMETER | SYMBOL | SRF 1020 | SRF 1030 | SRF 1040 | SRF 1050 | SRF 1060 | SRF 1090 | SRF 10100 | SRF 10150 | SRF 10200 | UNIT |
| Marking code on the device | | SRF 1020 | SRF 1030 | SRF 1040 | SRF 1050 | SRF 1060 | SRF 1090 | SRF 10100 | SRF 10150 | SRF 10200 | |
| Repetitive peak reverse voltage | V_{RRM} | 20 | 30 | 40 | 50 | 60 | 90 | 100 | 150 | 200 | V |
| Reverse voltage, total rms value | $V_{R(RMS)}$ | 14 | 21 | 28 | 35 | 42 | 63 | 70 | 105 | 140 | V |
| Forward current | I_F | 10 | | | | | | | | | A |
| Surge peak forward current, 8.3ms single half sine wave superimposed on rated load | I_{FSM} | 120 | | | | | | | | | A |
| Junction temperature | T_J | -55 to +125 | | | | -55 to +150 | | | | | °C |
| Storage temperature | T_{STG} | -55 to +150 | | | | | | | | | °C |

| THERMAL PERFORMANCE | | | | | | |
|-------------------------------------|---|-----------------|-----|------|--|--|
| PARAMETER | | SYMBOL | TYP | UNIT | | |
| Junction-to-case thermal resistance | SRF1020 SRF1030 SRF1040 SRF1050 SRF1060 | $R_{\theta JC}$ | 3.5 | °C/W | | |
| | SRF1090 SRF10100 SRF10150 SRF10200 | | 4.0 | °C/W | | |

| ELECTRICAL SPECIFICATIONS ($T_A = 25^\circ\text{C}$ unless otherwise noted) | | | | | | | | |
|--|---|---|--------|-----|------|---------------|--|--|
| PARAMETER | | CONDITIONS | SYMBOL | TYP | MAX | UNIT | | |
| Forward voltage per diode ⁽¹⁾ | SRF1020 SRF1030 SRF1040 | $I_F = 5\text{A}, T_J = 25^\circ\text{C}$ | V_F | - | 0.55 | V | | |
| | SRF1050 SRF1060 | | | - | 0.70 | V | | |
| | SRF1090 SRF10100 | | | - | 0.90 | V | | |
| | SRF10150 SRF10200 | | | - | 1.00 | V | | |
| | | | | | | | | |
| Reverse current @ rated V_R per diode ⁽²⁾ | SRF1020 SRF1030 SRF1040 SRF1050 SRF1060 | $T_J = 25^\circ\text{C}$ | I_R | - | 500 | μA | | |
| | SRF1090 SRF10100 SRF10150 SRF10200 | | | - | 100 | μA | | |
| | | | | | | | | |
| | | | | | | | | |
| | | | | | | | | |
| Reverse current @ rated V_R per diode ⁽²⁾ | SRF1020 SRF1030 SRF1040 | $T_J = 100^\circ\text{C}$ | I_R | - | 15 | mA | | |
| | SRF1050 SRF1060 | | | - | 10 | mA | | |
| | SRF1090 SRF10100 SRF10150 SRF10200 | | | - | - | mA | | |
| | | | | | | | | |
| | | | | | | | | |

| ELECTRICAL SPECIFICATIONS ($T_A = 25^\circ\text{C}$ unless otherwise noted) | | | | | | |
|---|---|---------------------------|---------------|------------|------------|-------------|
| PARAMETER | | CONDITIONS | SYMBOL | TYP | MAX | UNIT |
| Reverse current @ rated V_R per diode ⁽²⁾ | SRF1020 SRF1030 SRF1040 SRF1050 SRF1060 | $T_J = 125^\circ\text{C}$ | I_R | - | - | mA |
| | SRF1090 SRF10100 SRF10150 SRF10200 | | | - | 5 | mA |

Notes:

1. Pulse test with $PW = 0.3\text{ms}$
2. Pulse test with $PW = 30\text{ms}$

| ORDERING INFORMATION | | |
|--|----------------|----------------|
| ORDERING CODE ⁽¹⁾⁽²⁾ | PACKAGE | PACKING |
| SRF10x | ITO-220AB | 50 / Tube |
| SRF10xH | ITO-220AB | 50 / Tube |

Notes:

1. "x" defines voltage from 20V(SRF1020) to 200V(SRF10200)
2. "H" means AEC-Q101 qualified

CHARACTERISTICS CURVES

($T_A = 25^\circ\text{C}$ unless otherwise noted)

Fig.1 Forward Current Derating Curve

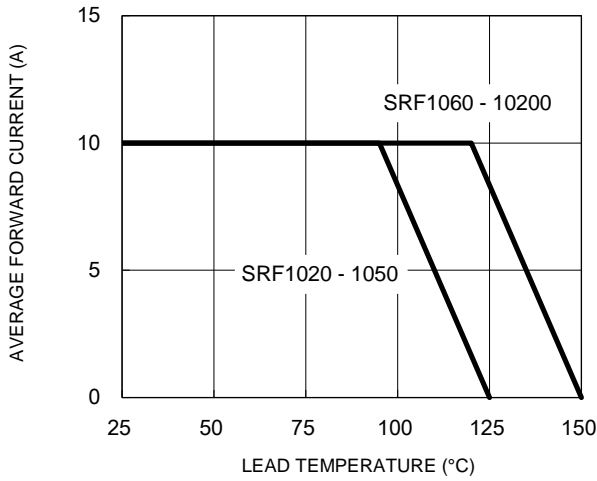


Fig.2 Typical Junction Capacitance

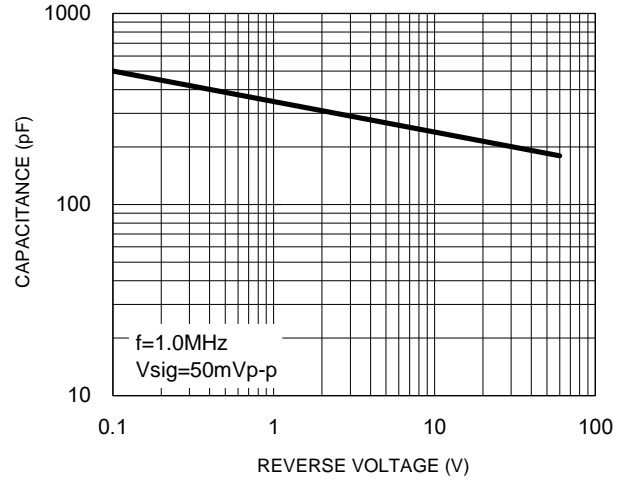


Fig.3 Typical Reverse Characteristics

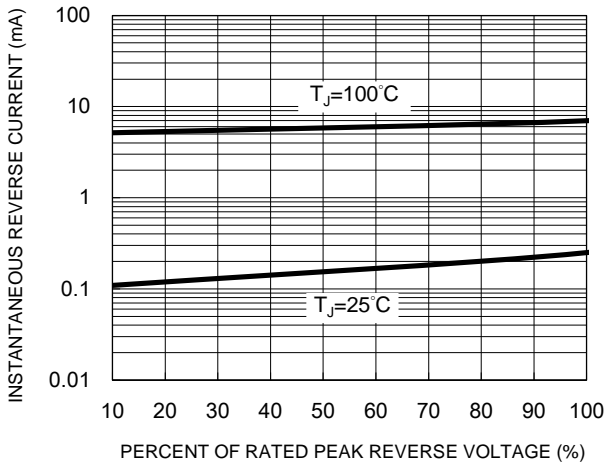


Fig.4 Typical Forward Characteristics

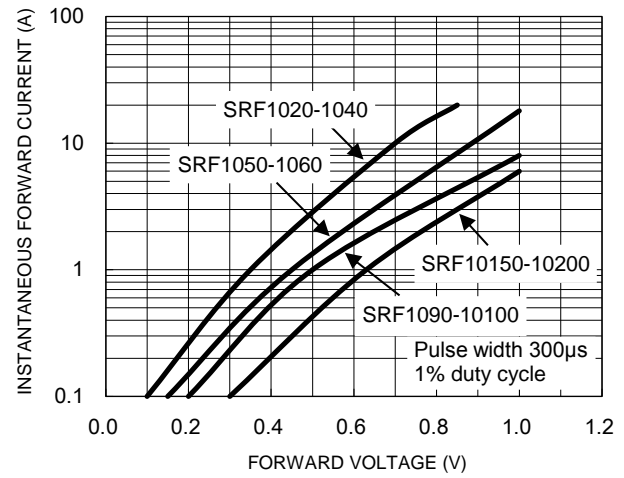
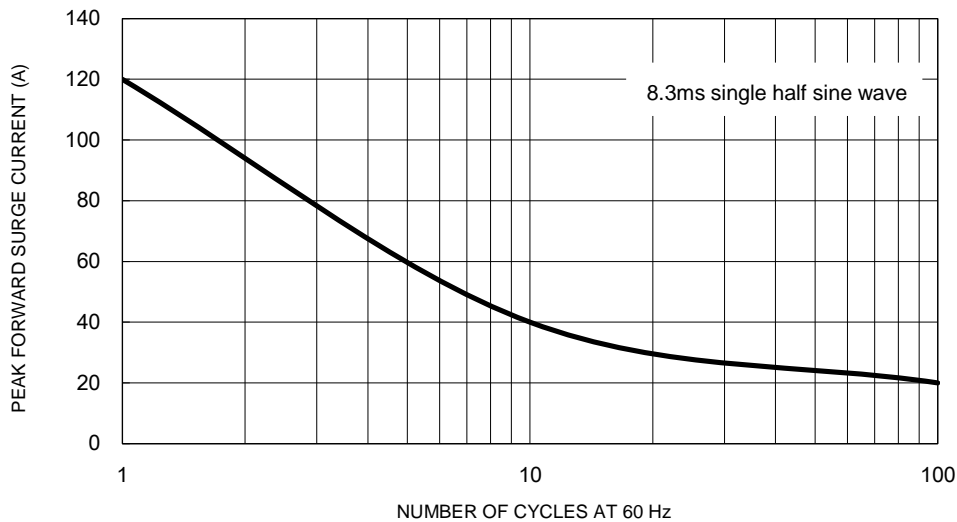


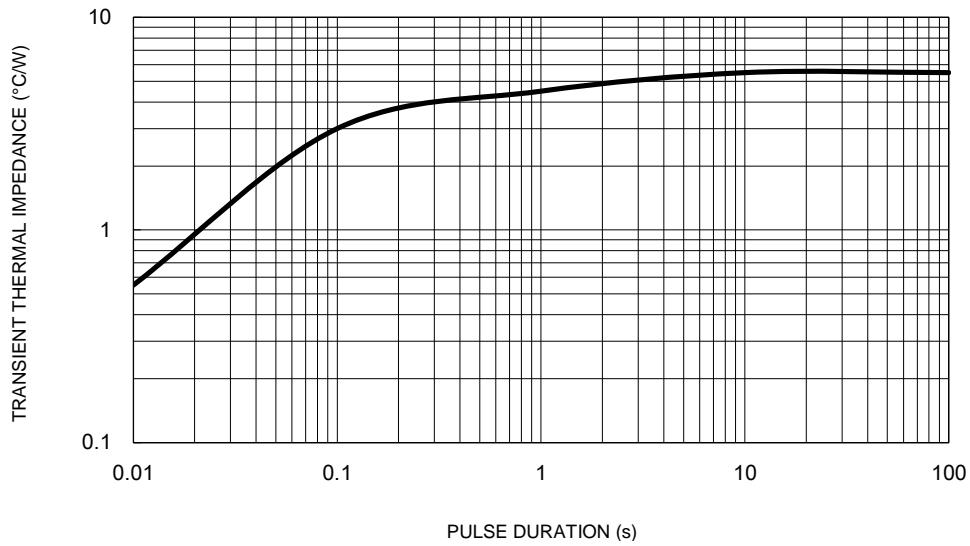
Fig.5 Maximum Non-Repetitive Forward Surge Current



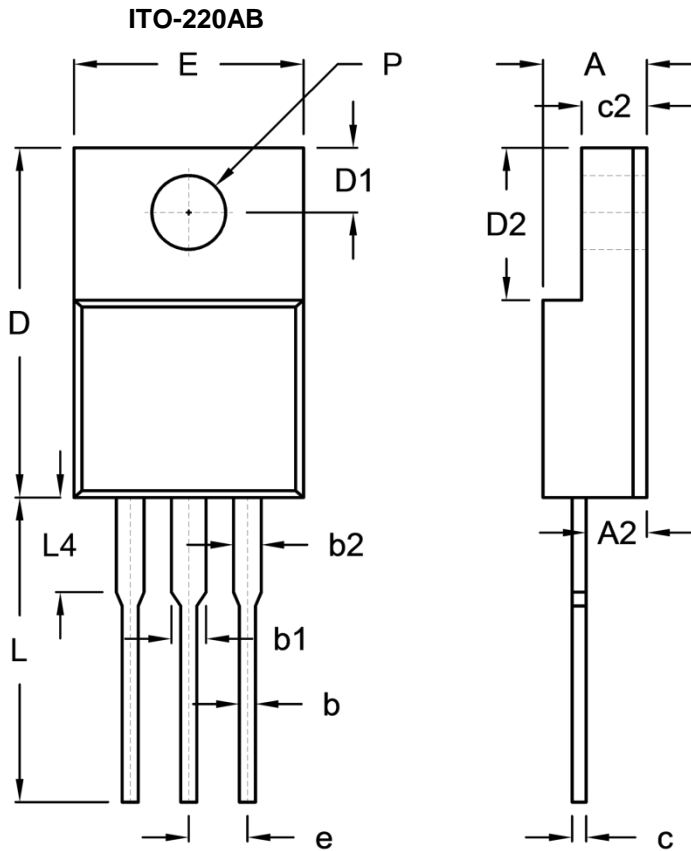
CHARACTERISTICS CURVES

($T_A = 25^\circ\text{C}$ unless otherwise noted)

Fig.6 Typical Transient Thermal Impedance



PACKAGE OUTLINE DIMENSIONS



| DIM. | Unit (mm) | | Unit (inch) | |
|------|-----------|-------|-------------|-------|
| | Min. | Max. | Min. | Max. |
| A | 4.30 | 4.70 | 0.169 | 0.185 |
| A2 | 2.30 | 2.96 | 0.091 | 0.117 |
| b | 0.50 | 0.90 | 0.020 | 0.035 |
| b1 | - | 1.80 | - | 0.071 |
| b2 | 0.95 | 1.45 | 0.037 | 0.057 |
| c | 0.46 | 0.76 | 0.018 | 0.030 |
| c2 | 2.50 | 3.16 | 0.098 | 0.124 |
| D | 14.80 | 15.50 | 0.583 | 0.610 |
| D1 | 2.40 | 3.20 | 0.094 | 0.126 |
| D2 | 6.30 | 6.90 | 0.248 | 0.272 |
| E | 9.60 | 10.30 | 0.378 | 0.406 |
| e | 2.41 | 2.67 | 0.095 | 0.105 |
| L | 12.60 | 13.80 | 0.496 | 0.543 |
| L4 | - | 4.10 | - | 0.161 |
| P | 3.00 | 3.40 | 0.118 | 0.134 |

MARKING DIAGRAM



- P/N = Marking Code
- G = Green Compound
- YWW = Date Code
- F = Factory Code

Notice

Specifications of the products displayed herein are subject to change without notice. TSC or anyone on its behalf assumes no responsibility or liability for any errors or inaccuracies.

Purchasers are solely responsible for the choice, selection, and use of TSC products and TSC assumes no liability for application assistance or the design of Purchasers' products.

Information contained herein is intended to provide a product description only. No license, express or implied, to any intellectual property rights is granted by this document. Except as provided in TSC's terms and conditions of sale for such products, TSC assumes no liability whatsoever, and disclaims any express or implied warranty, relating to sale and/or use of TSC products including liability or warranties relating to fitness for a particular purpose, merchantability, or infringement of any patent, copyright, or other intellectual property right.

The products shown herein are not designed for use in medical, life-saving, or life-sustaining applications. Customers using or selling these products for use in such applications do so at their own risk and agree to fully indemnify TSC for any damages resulting from such improper use or sale.

X-ON Electronics

Largest Supplier of Electrical and Electronic Components

Click to view similar products for [Rectifiers](#) category:

Click to view products by [Taiwan Semiconductor](#) manufacturer:

Other Similar products are found below :

[70HFR40](#) [RL252-TP](#) [150KR30A](#) [1N5397](#) [NTE5841](#) [NTE6038](#) [SCF5000](#) [1N4002G](#) [1N4005-TR](#) [JANS1N6640US](#) [481235F](#)
[RRE02VS6SGTR](#) [067907F](#) [MS306](#) [70HF40](#) [T85HFL60S02](#) [US2JFL-TP](#) [A1N5404G-G](#) [CRS04\(T5L,TEMQ\)](#) [ACGRA4007-HF](#)
[ACGRB207-HF](#) [CLH03\(TE16L,Q\)](#) [ACGRC307-HF](#) [ACEFC304-HF](#) [NTE6356](#) [NTE6359](#) [NTE6002](#) [NTE6023](#) [NTE6039](#) [NTE6077](#)
[85HFR60](#) [40HFR60](#) [70HF120](#) [85HFR80](#) [D126A45C](#) [SCF7500](#) [D251N08B](#) [SCHJ22.5K](#) [SM100](#) [SCPA2](#) [SCH10000](#) [SDHD5K](#) [VS-](#)
[12FL100S10](#) [ACGRA4001-HF](#) [D1821SH45T PR](#) [D1251S45T](#) [NTE5990](#) [NTE6358](#) [NTE6162](#) [NTE5850](#)