

## Surface Mount Schottky Barrier Rectifier

### FEATURES

- Low power loss, high efficiency
- Ideal for automated placement
- Guardring for overvoltage protection
- High surge current capability
- Moisture sensitivity: level 1, per J-STD-020
- Compliant to RoHS Directive 2011/65/EU and in accordance to WEEE 2002/96/EC
- Halogen-free according to IEC 61249-2-21 definition



### MECHANICAL DATA

**Case :** DO-214AC(SMA)

Molding compound, UL flammability classification rating 94V-0  
 Base P/N with suffix "G" on packing code - halogen-free, RoHS compliant  
 Base P/N with prefix "H" on packing code - AEC-Q101 qualified

**Terminal :** Matte tin plated leads, solderable per JESD22-B102  
 Meet JESD 201 class 1A whisker test,  
 with prefix "H" on packing code meet JESD 201 class 2 whisker test

**Polarity :** Indicated by cathode band

**Weight :** 0.066 gram (approximately)

**DO-214AC(SMA)**

MAXIMUM RATINGS AND ELECTRICAL CHARACTERISTICS (T <sub>A</sub> =25°C unless otherwise noted)										
PARAMETER	SYMBOL	SS 12	SS 13	SS 14	SS 15	SS 16	SS 19	SS 110	SS 115	UNIT
Maximum repetitive peak reverse voltage	V <sub>RRM</sub>	20	30	40	50	60	90	100	150	V
Maximum RMS voltage	V <sub>RMS</sub>	14	21	28	35	42	63	70	105	V
Maximum DC blocking voltage	V <sub>DC</sub>	20	30	40	50	60	90	100	150	V
Maximum average forward rectified current	I <sub>F(AV)</sub>	1								A
Peak forward surge current, 8.3 ms single half sine-wave superimposed on rated load	I <sub>FSM</sub>	40								A
Maximum instantaneous forward voltage (Note 1) @ 1 A, T <sub>J</sub> =25°C @ 1 A, T <sub>J</sub> =100°C	V <sub>F</sub>	0.5 0.4		0.75 0.65		0.8 0.7		0.95 0.85		V
Maximum reverse current @ rated VR T <sub>J</sub> =25 °C T <sub>J</sub> =100°C T <sub>J</sub> =125 °C	I <sub>R</sub>	0.2				0.1				mA
		6		5		-				
		-		-		2				
Voltage rate of change (Rated V <sub>R</sub> )	dV/dt	10000								V/us
Typical thermal resistance	R <sub>θJL</sub>	28								°C/W
	R <sub>θJA</sub>	88								
Operating junction temperature range	T <sub>J</sub>	- 55 to + 125				- 55 to + 150				°C
Storage temperature range	T <sub>STG</sub>	- 55 to + 150								°C

Note 1 : Pulse test with PW=300u sec, 1% duty cycle

ORDERING INFORMATION					
PART NO.	AEC-Q101 QUALIFIED	PACKING CODE	GREEN COMPOUND CODE	PACKAGE	PACKING
SS1xx (Note 1)	Prefix "H"	R3	Suffix "G"	SMA	1800 / 7" Plastic reel
		R2		SMA	7500 / 13" Paper reel
		M2		SMA	7500 / 13" Plastic reel
		F3		Folded SMA	1800 / 7" Plastic reel
		F2		Folded SMA	7500 / 13" Paper reel
		F4		Folded SMA	7500 / 13" Plastic reel
	N/A	E3		Clip SMA	1800 / 7" Plastic reel
		E2		Clip SMA	7500 / 13" Plastic reel

Note 1: "xx" defines voltage from 20V (SS12) to 150V (SS115)

EXAMPLE					
PREFERRED P/N	PART NO.	AEC-Q101 QUALIFIED	PACKING CODE	GREEN COMPOUND CODE	DESCRIPTION
SS16 R3	SS16		R3		
SS16 R3G	SS16		R3	G	Green compound
SS16HR3	SS16	H	R3		AEC-Q101 qualified

**RATINGS AND CHARACTERISTICS CURVES**

(TA=25°C unless otherwise noted)

FIG. 1 FORWARD CURRENT DERATING CURVE

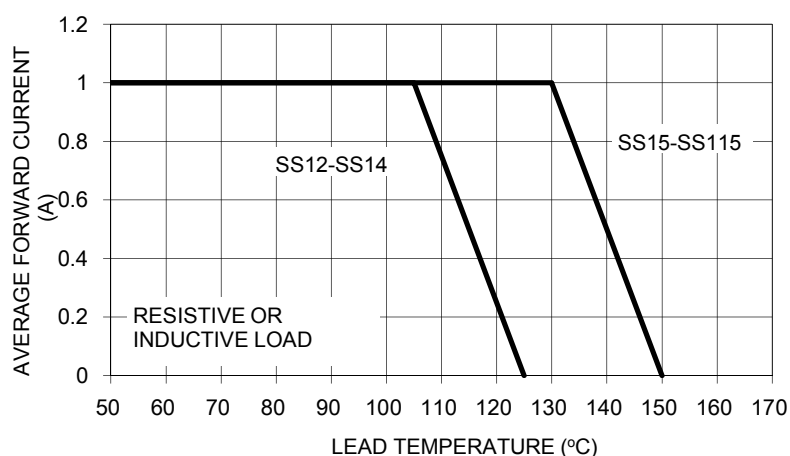


FIG. 2 MAXIMUM NON-REPETITIVE FORWARD SURGE CURRENT

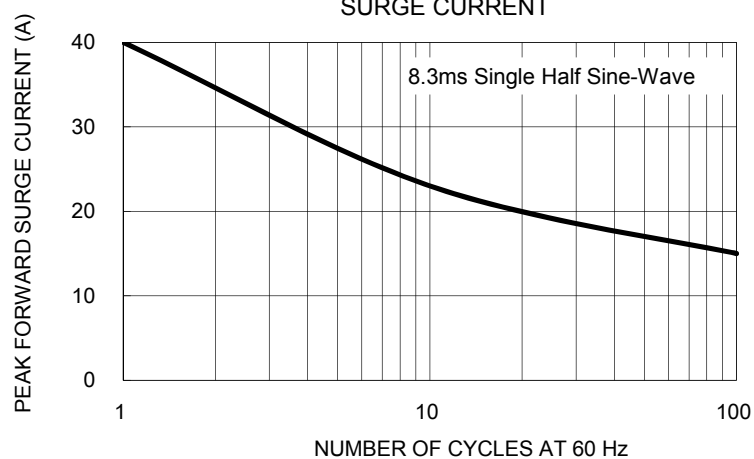


FIG. 3 TYPICAL FORWARD CHARACTERISTICS

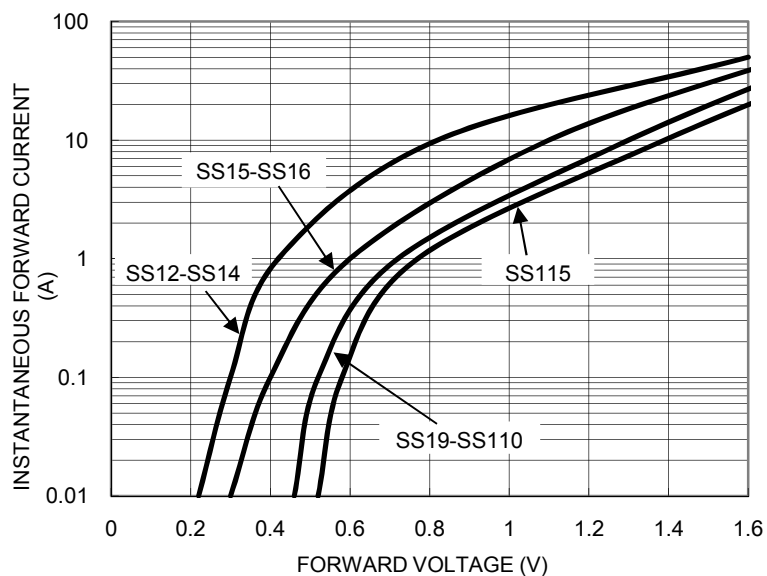


FIG. 4 TYPICAL REVERSE CHARACTERISTICS

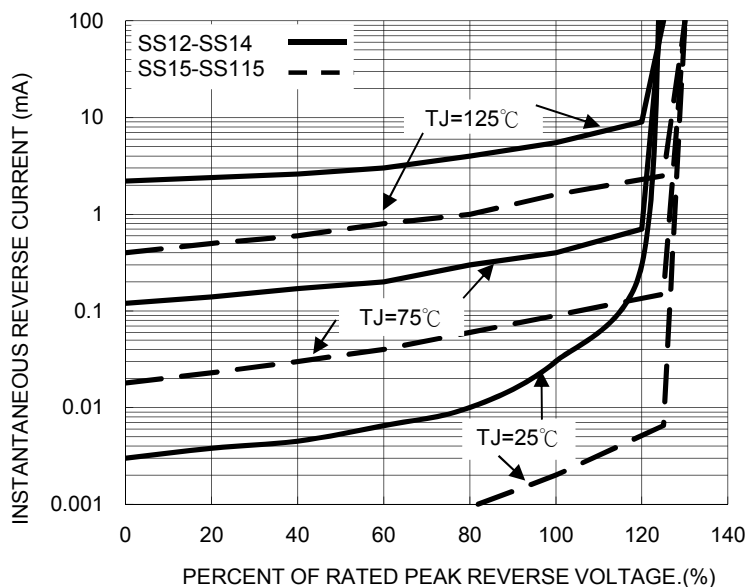


FIG. 5 TYPICAL JUNCTION CAPACITANCE

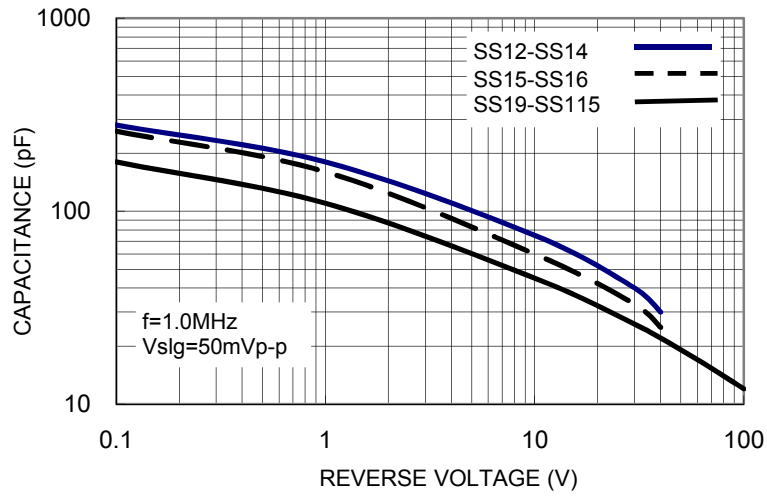
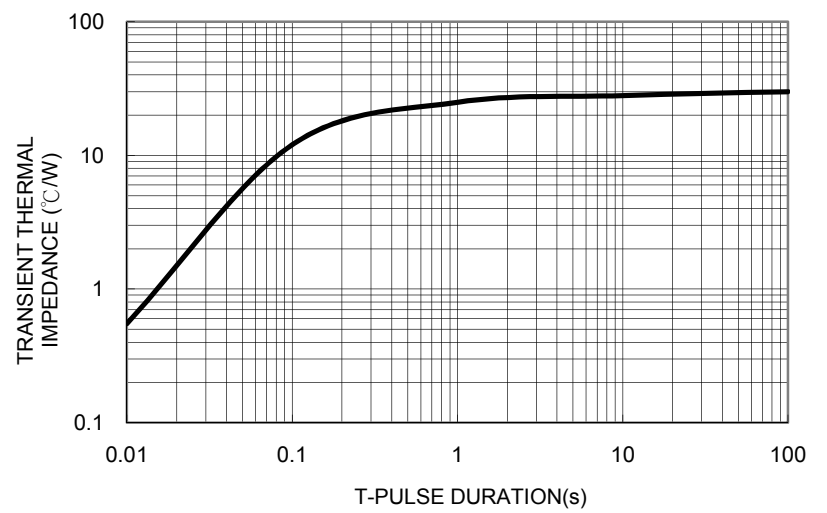
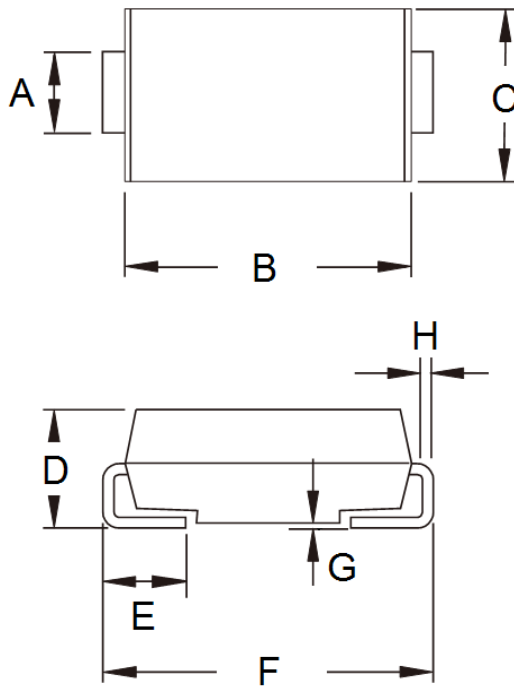


FIG. 6 TYPICAL TRANSIENT THERMAL IMPEDANCE

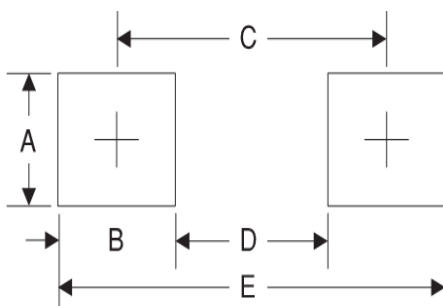


PACKAGE OUTLINE DIMENSIONS



DIM.	Unit(mm)		Unit(inch)	
	Min	Max	Min	Max
A	1.27	1.58	0.050	0.062
B	4.06	4.60	0.160	0.181
C	2.29	2.83	0.090	0.111
D	1.99	2.50	0.078	0.098
E	0.90	1.41	0.035	0.056
F	4.95	5.33	0.195	0.210
G	0.10	0.20	0.004	0.008
H	0.15	0.31	0.006	0.012

SUGGESTED PAD LAYOUT



Symbol	Unit(mm)
A	1.68
B	1.52
C	3.93
D	2.41
E	5.45

MARKING DIAGRAM



- P/N = Specific Device Code
- G = Green Compound
- YW = Date Code
- F = Factory Code

## X-ON Electronics

Largest Supplier of Electrical and Electronic Components

*Click to view similar products for [Schottky Diodes & Rectifiers](#) category:*

*Click to view products by [Taiwan Semiconductor](#) manufacturer:*

Other Similar products are found below :

[CUS06\(TE85L,Q,M\)](#) [D1FH3-5063](#) [MBR0530L-TP](#) [MBR10100CT-BP](#) [MBR30H100MFST1G](#) [MMBD301M3T5G](#) [PMAD1103-LF](#)  
[PMAD1108-LF](#) [RB160M-50TR](#) [RB520S-30](#) [RB551V-30](#) [DD350N18K](#) [DZ435N40K](#) [DZ600N16K](#) [BAS16E6433HTMA1](#) [BAS 3010S-](#)  
[02LRH E6327](#) [BAT 54-02LRH E6327](#) [IDL02G65C5XUMA1](#) [NSR05F40QNXT5G](#) [JANS1N6640](#) [SB07-03C-TB-H](#) [SB1003M3-TL-W](#)  
[SBAT54CWT1G](#) [SBM30-03-TR-E](#) [SK32A-LTP](#) [SK33A-TP](#) [SK34A-TP](#) [SK34B-TP](#) [SMD1200PL-TP](#) [ACDBN160-HF](#) [SS3003CH-TL-E](#)  
[STPS30S45CW](#) [PDS3100Q-7](#) [GA01SHT18](#) [CRS10I30A\(TE85L,QM\)](#) [MBR1240MFST1G](#) [MBRB30H30CT-1G](#) [BAS28E6433HTMA1](#) [BAS](#)  
[70-02L E6327](#) [HSB123JTR-E](#) [JANTX1N5712-1](#) [VS-STPS40L45CW-N3](#) [DD350N12K](#) [SB007-03C-TB-E](#) [SB10015M-TL-E](#) [SB1003M3-TL-](#)  
[E](#) [SK110-LTP](#) [SK154-TP](#) [SK32A-TP](#) [SK33B-TP](#)