

Small Signal Diode

Features

- ✧ Designed for mounting on small surface.
- ✧ Extremely thin/leadless package
- ✧ High mounting capability, strong surge with stand, high reliability.
- ✧ Pb free version and RoHS compliant
- ✧ Green compound (Halogen free) with suffix "G" on packing code and prefix "G" on date code

Mechanical Data

- ✧ Case :0603 standard package, molded plastic
- ✧ Terminal: Gold plated, solderable per MIL-STD-750, method 2026 guaranteed
- ✧ High temperature soldering guaranteed: 260°C/10s
- ✧ Polarity : Indicated by cathode band
- ✧ Weight : 0.003 gram (approximately)

Ordering Information

Part No.	Package	Packing
TS4448 RZ	0603	4Kpcs / 7" Reel

Maximum Ratings and Electrical Characteristics

Rating at 25°C ambient temperature unless otherwise specified.

Maximum Ratings

Type Number	Symbol	Value	Units
Power Dissipation	P_D	150	mW
Repetitive Peak Reverse Voltage	V_{RRM}	100	V
Repetitive Peak Forward Current	I_{FRM}	300	mA
Mean Forward Current	I_o	125	mA
Non-Repetitive Peak Forward Surge Current	I_{FSM}	2.0	A
Pulse Width= 1 μ sec		1.0	
Pulse Width= 8.3 msec			
Thermal Resistance (Junction to Ambient) (Note 1)	$R\theta_{JA}$	666	°C/W
Junction and Storage Temperature Range	T_J, T_{STG}	-40 to + 125	°C

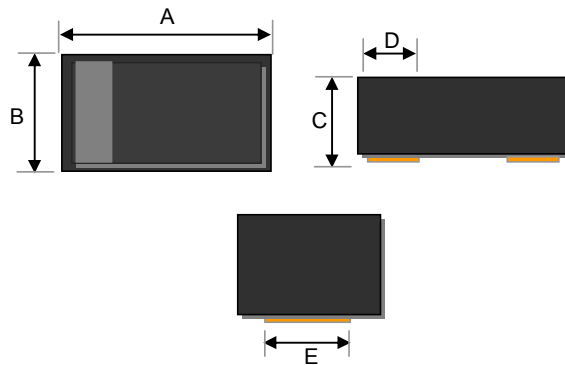
Electrical Characteristics

Type Number	Symbol	Min	Max	Units
Reverse Breakdown Voltage (Note 2)	$V_{(BR)}$	-	80	V
Forward Voltage	V_F	0.62	0.72	V
			$I_F=5mA$	
Reverse Leakage Current	I_R	-	25	nA
			$V_R=20V$	
Junction Capacitance	C_J	-	9.0	pF
Reverse Recovery Time (Note3)	T_{rr}	-	9	ns

Notes:1. Valid provided that electrodes are kept at ambient temperature

Notes:2. Test Condition : $I_R=100\mu A$

Notes:3. Test Condition : $I_F=I_R=10mA, R_L=100\Omega, I_{RR}=1mA$

0603


Dimensions	Unit (mm)		Unit (inch)	
	Min	Max	Min	Max
A	1.60	1.80	0.063	0.071
B	0.80	1.00	0.031	0.039
C	0.70	0.85	0.027	0.033
D	Typ.	0.45	Typ.	0.018
E	Typ.	0.70	Typ.	0.028

Small Signal Diode

Rating and Sharacteristic Curves

FIG 1 Typical Forward Characteristics

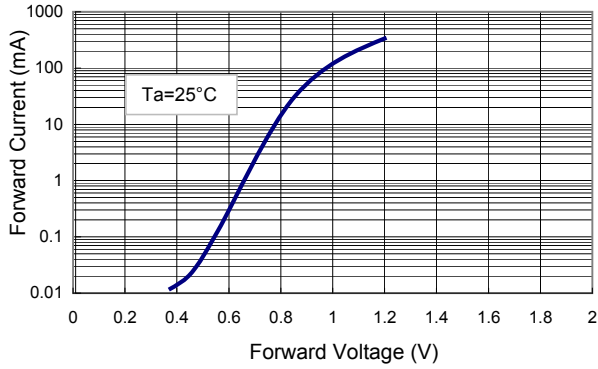


FIG 2 Reverse Current vs Reverse

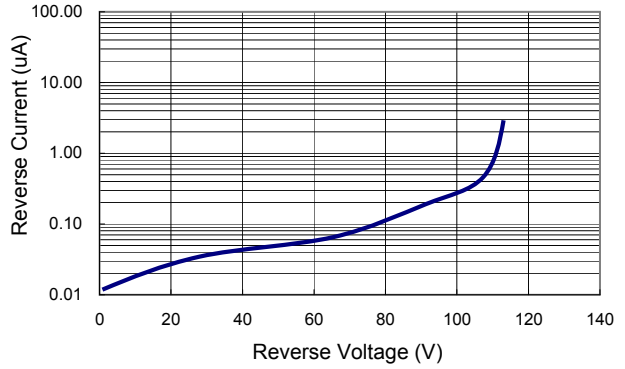


FIG 3 Admissible Power Dissipation Curve

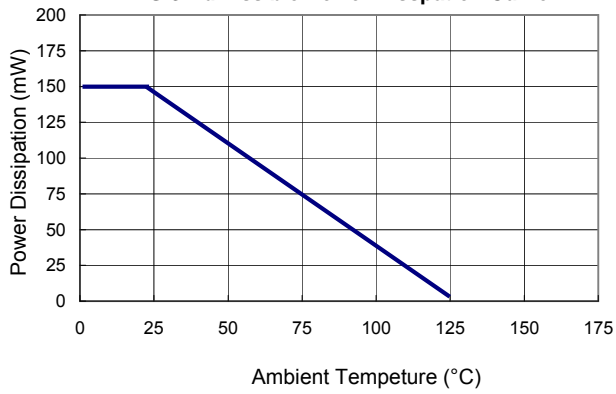


FIG 4 Typical Junction Capacitance

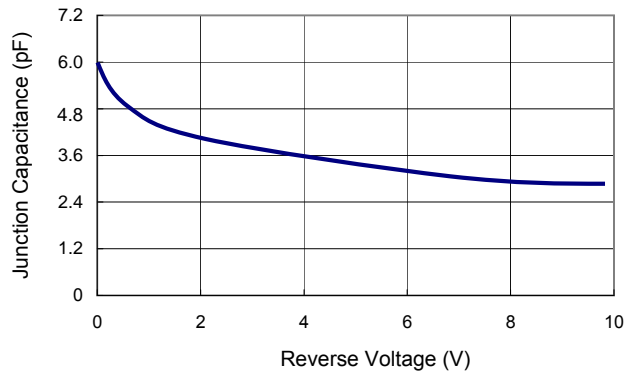
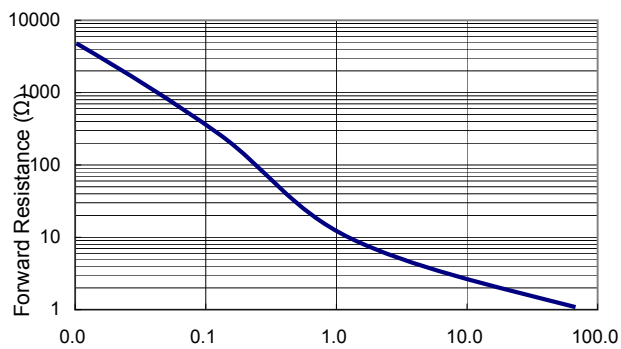


FIG 5 Forward Resistance vs. Forward Current



X-ON Electronics

Largest Supplier of Electrical and Electronic Components

Click to view similar products for [Schottky Diodes & Rectifiers](#) category:

Click to view products by [Taiwan Semiconductor](#) manufacturer:

Other Similar products are found below :

[CUS06\(Te85L,Q,M\)](#) [MA4E2039](#) [D1FH3-5063](#) [MBR0530L-TP](#) [MBR10100CT-BP](#) [MBR30H100MFST1G](#) [MMBD301M3T5G](#) [PMAD1103-LF](#) [PMAD1108-LF](#) [RB160M-50TR](#) [RB520S-30](#) [RB551V-30](#) [DD350N18K](#) [DZ435N40K](#) [DZ600N16K](#) [BAS16E6433HTMA1](#) [BAS 3010S-02LRH E6327](#) [BAT 54-02LRH E6327](#) [IDL02G65C5XUMA1](#) [NSR05F40QNXT5G](#) [NSVR05F40NXT5G](#) [JANS1N6640](#) [SB07-03C-TB-H](#) [SB1003M3-TL-W](#) [SBAT54CWT1G](#) [SBM30-03-TR-E](#) [SBS818-TL-E](#) [SK32A-LTP](#) [SK33A-TP](#) [SK34A-TP](#) [SK34B-TP](#) [SMD1200PL-TP](#) [ACDBN160-HF](#) [SS3003CH-TL-E](#) [STPS30S45CW](#) [PDS3100Q-7](#) [GA01SHT18](#) [CRS10I30A\(Te85L,QM\)](#) [MBR1240MFST1G](#) [MBRB30H30CT-1G](#) [BAS28E6433HTMA1](#) [BAS 70-02L E6327](#) [HSB123JTR-E](#) [JANTX1N5712-1](#) [VS-STPS40L45CW-N3](#) [DD350N12K](#) [SB007-03C-TB-E](#) [SB10015M-TL-E](#) [SB1003M3-TL-E](#) [SK110-LTP](#)