

30A, 100V - 200V Trench Schottky Rectifier

FEATURES

- Patented Trench Schottky technology
- Excellent high temperature stability
- Low forward voltage
- Low power loss/ high efficiency
- High forward surge capability
- RoHS Compliant
- Halogen-free according to IEC 61249-2-21


APPLICATIONS

- Trench Schottky barrier rectifier is designed for high frequency switched mode power supplies such as adapters, lighting, and DC/DC converters.

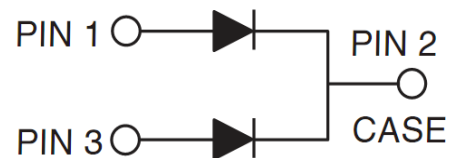
MECHANICAL DATA

- Case: TO-263AB (D²PAK)
- Molding compound meets UL 94V-0 flammability rating
- Terminal: Matte tin plated leads, solderable per J-STD-002
- Meet JESD 201 class 1A whisker test
- Polarity: As marked
- Weight: 1.60g (approximately)

KEY PARAMETERS		
PARAMETER	VALUE	UNIT
I_F	2 x 15	A
V_{RRM}	100 - 200	V
I_{FSM}	200	A
$T_{J\ MAX}$	150	°C
Package	TO-263AB (D ² PAK)	
Configuration	Dual dies	



TO-263AB (D²PAK)



ABSOLUTE MAXIMUM RATINGS ($T_A = 25^\circ\text{C}$ unless otherwise noted)

PARAMETER	SYMBOL	TSD30H 100CW	TSD30H 120CW	TSD30H 150CW	TSD30H 200CW	UNIT
Marking code on the device		TSD30H 100CW	TSD30H 120CW	TSD30H 150CW	TSD30H 200CW	
Repetitive peak reverse voltage	V_{RRM}	100	120	150	200	V
Reverse voltage, total rms value	$V_{R(RMS)}$	70	84	105	140	V
Forward current	per device	30				A
	per diode	15				A
Peak forward surge current, 8.3ms single half sine-wave superimposed on rated load	I_{FSM}	200				A
Critical rate of rise of off-state voltage	dV/dt	10,000				V/ μs
Junction temperature	T_J	- 55 to +150				°C
Storage temperature	T_{STG}	- 55 to +150				°C

THERMAL PERFORMANCE			
PARAMETER	SYMBOL	TYP	UNIT
Junction-to-case thermal resistance	$R_{\theta JC}$	2.8	°C/W

ELECTRICAL SPECIFICATIONS ($T_A = 25^\circ\text{C}$ unless otherwise noted)						
PARAMETER		CONDITIONS	SYMBOL	TYP	MAX	UNIT
Forward voltage per diode ⁽¹⁾	TSD30H100CW	$I_F = 15\text{A}, T_J = 25^\circ\text{C}$	V_F	0.69	0.78	V
		$I_F = 15\text{A}, T_J = 125^\circ\text{C}$		0.61	0.68	V
	TSD30H120CW	$I_F = 15\text{A}, T_J = 25^\circ\text{C}$		0.75	0.84	V
		$I_F = 15\text{A}, T_J = 125^\circ\text{C}$		0.64	0.73	V
	TSD30H150CW	$I_F = 15\text{A}, T_J = 25^\circ\text{C}$		0.81	0.90	V
		$I_F = 15\text{A}, T_J = 125^\circ\text{C}$		0.68	0.77	V
	TSD30H200CW	$I_F = 15\text{A}, T_J = 25^\circ\text{C}$		0.84	0.92	V
		$I_F = 15\text{A}, T_J = 125^\circ\text{C}$		0.70	0.79	V
Reverse current @ rated V_R per diode ⁽²⁾	TSD30H100CW	$T_J = 25^\circ\text{C}$	I_R	-	250	μA
	TSD30H120CW	$T_J = 125^\circ\text{C}$		10	35	mA
	TSD30H150CW	$T_J = 25^\circ\text{C}$		-	150	μA
	TSD30H200CW	$T_J = 125^\circ\text{C}$		3	20	mA

Notes:

1. Pulse test with $PW = 0.3\text{ms}$
2. Pulse test with $PW = 30\text{ms}$

ORDERING INFORMATION		
ORDERING CODE⁽¹⁾	PACKAGE	PACKING
TSD30HxCW C0G	TO-263AB (D ² PAK)	50 / Tube
TSD30HxCW MNG	TO-263AB (D ² PAK)	800 / 13" reel

Notes:

1. "x" defines voltage from 100V(TSD30H100CW) to 200V(TSD30H200CW)

CHARACTERISTICS CURVES

($T_A = 25^\circ\text{C}$ unless otherwise noted)

Fig.1 Forward Current Derating Curve

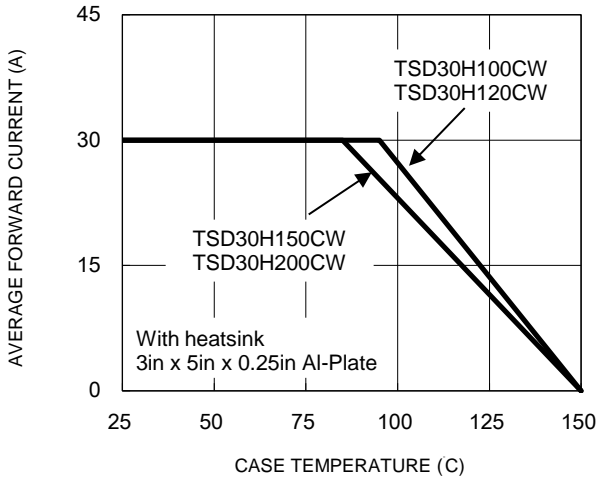


Fig.2 Typical Junction Capacitance

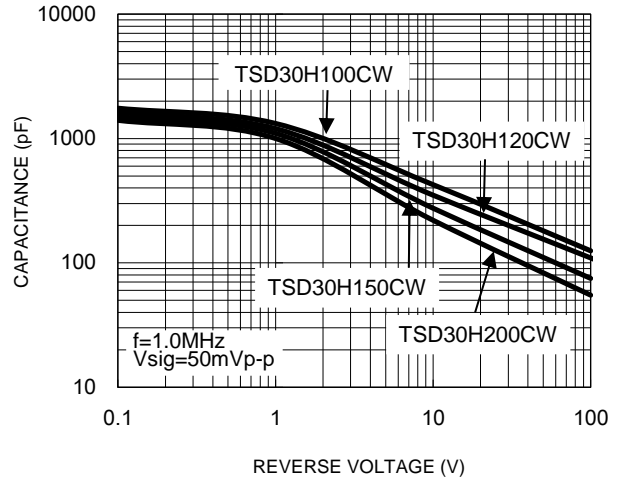


Fig.3 Typical Reverse Characteristics

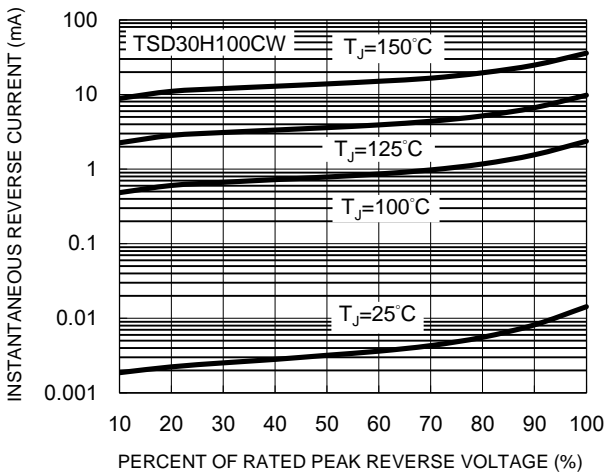


Fig.4 Typical Forward Characteristics

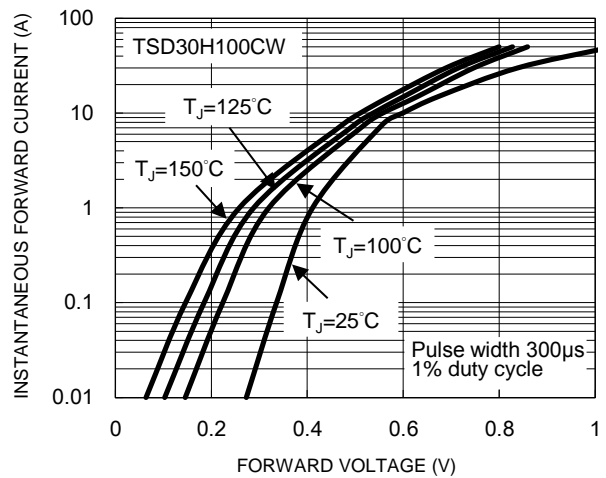


Fig.5 Typical Reverse Characteristics

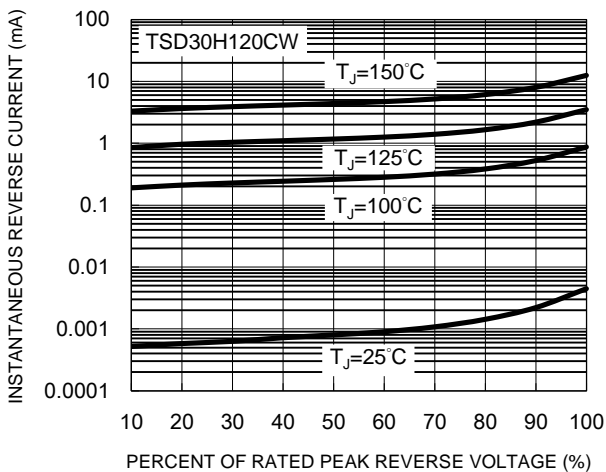
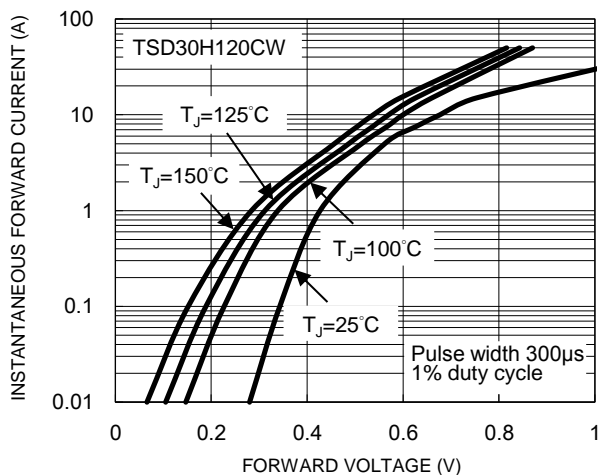


Fig.6 Typical Forward Characteristics



CHARACTERISTICS CURVES

($T_A = 25^\circ\text{C}$ unless otherwise noted)

Fig.7 Typical Reverse Characteristics

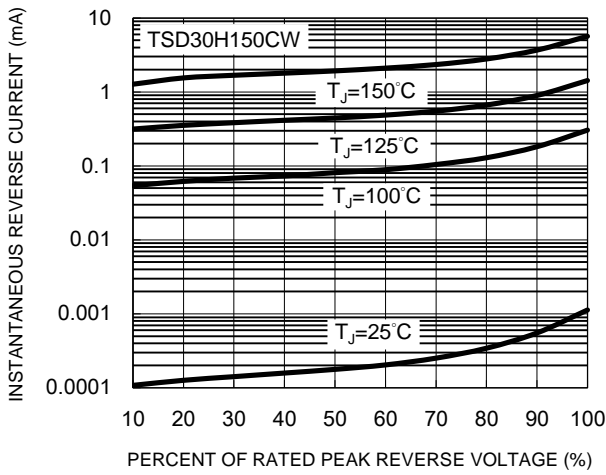


Fig.8 Typical Forward Characteristics

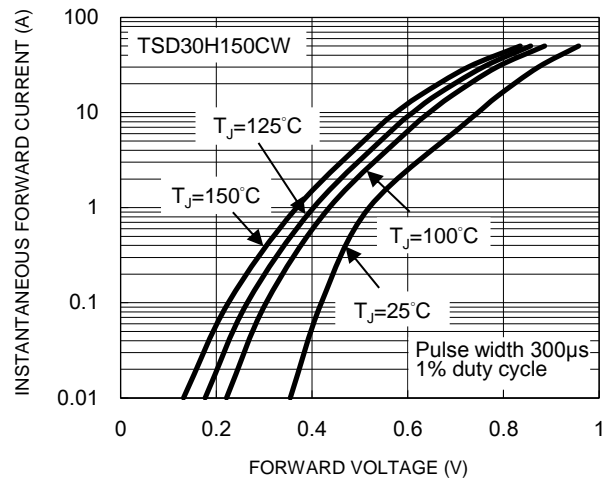


Fig.9 Typical Reverse Characteristics

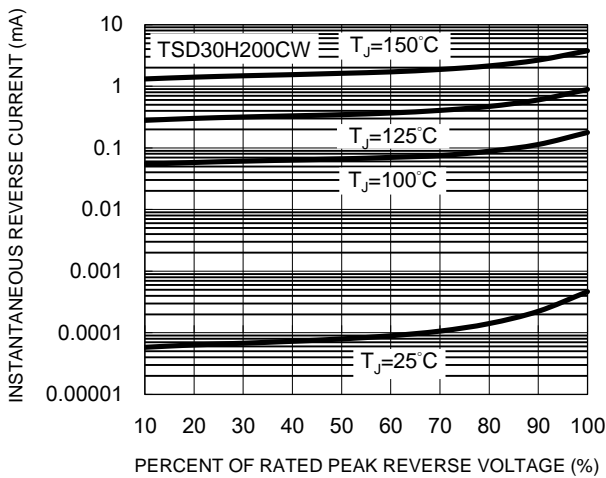
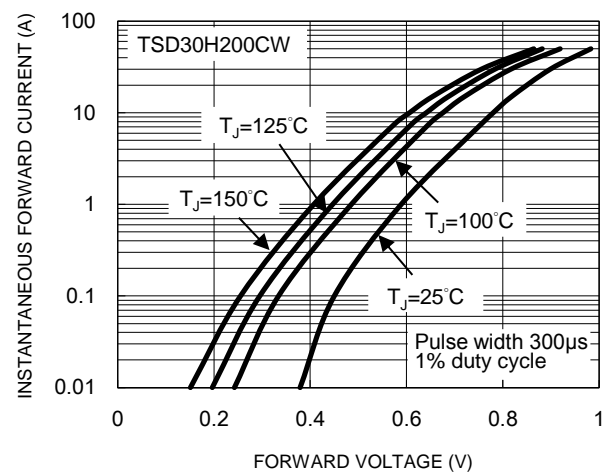
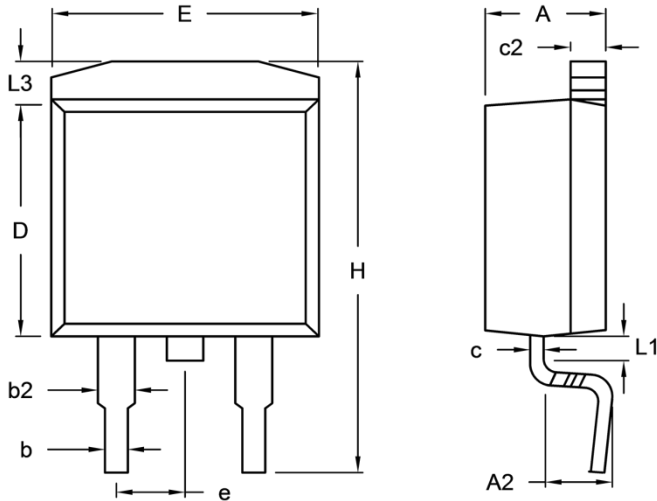


Fig.10 Typical Forward Characteristics



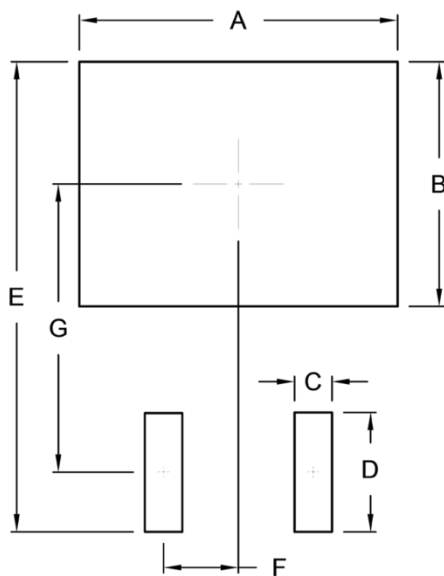
PACKAGE OUTLINE DIMENSIONS

TO-263AB (D²PAK)



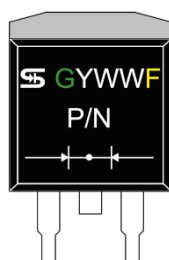
DIM	Unit (mm)		Unit (inch)	
	Min	Max	Min	Max
A	4.390	4.790	0.173	0.189
A2	2.540 (TYP)		0.100 (TYP)	
b	0.675	0.975	0.027	0.038
b2	1.150	1.550	0.045	0.061
c	0.400	0.600	0.016	0.024
c2	1.150	1.450	0.045	0.057
D	8.250	9.250	0.325	0.364
E	9.600	10.050	0.378	0.396
e	2.540 (TYP)		0.100 (TYP)	
H	14.920	15.520	0.587	0.611
L1	0.900 (TYP)		0.035 (TYP)	
L3	1.400 (TYP)		0.055 (TYP)	

SUGGESTED PAD LAYOUT



Symbol	Unit (mm)	Unit (inch)
A	10.80	0.425
B	8.30	0.327
C	1.27	0.050
D	4.05	0.159
E	15.95	0.628
F	2.54	0.100
G	9.775	0.385

MARKING DIAGRAM



- P/N = Marking Code
- G = Green Compound
- YWW = Date Code
- F = Factory Code

Notice

Specifications of the products displayed herein are subject to change without notice. TSC or anyone on its behalf, assumes no responsibility or liability for any errors or inaccuracies.

Purchasers are solely responsible for the choice, selection, and use of TSC products and TSC assumes no liability for application assistance or the design of Purchasers' products.

Information contained herein is intended to provide a product description only. No license, express or implied, to any intellectual property rights is granted by this document. Except as provided in TSC's terms and conditions of sale for such products, TSC assumes no liability whatsoever, and disclaims any express or implied warranty, relating to sale and/or use of TSC products including liability or warranties relating to fitness for a particular purpose, merchantability, or infringement of any patent, copyright, or other intellectual property right.

The products shown herein are not designed for use in medical, life-saving, or life-sustaining applications. Customers using or selling these products for use in such applications do so at their own risk and agree to fully indemnify TSC for any damages resulting from such improper use or sale.

X-ON Electronics

Largest Supplier of Electrical and Electronic Components

Click to view similar products for [Schottky Diodes & Rectifiers](#) category:

Click to view products by [Taiwan Semiconductor](#) manufacturer:

Other Similar products are found below :

[MA4E2039](#) [D1FH3-5063](#) [MBR0530L-TP](#) [MBR10100CT-BP](#) [MBR1545CT](#) [MMBD301M3T5G](#) [RB160M-50TR](#) [RB551V-30](#)
[BAS16E6433HTMA1](#) [BAT 54-02LRH E6327](#) [NSR05F40QNXT5G](#) [NTE555](#) [JANS1N6640](#) [SB07-03C-TB-H](#) [SB1003M3-TL-W](#) [SK310-T](#)
[SK32A-LTP](#) [SK33A-TP](#) [SK34B-TP](#) [SS3003CH-TL-E](#) [GA01SHT18](#) [CRS10I30A\(TE85L,QM](#) [MA4E2501L-1290](#) [MBRB30H30CT-1G](#)
[SB007-03C-TB-E](#) [SK32A-TP](#) [SK33B-TP](#) [SK35A-TP](#) [SK38B-TP](#) [NRVBM120LT1G](#) [NTE505](#) [NTSB30U100CT-1G](#) [SS15E-TP](#) [VS-](#)
[6CWQ10FNHM3](#) [ACDBA1100LR-HF](#) [ACDBA1200-HF](#) [ACDBA140-HF](#) [ACDBA2100-HF](#) [ACDBA3100-HF](#) [CDBQC0530L-HF](#)
[CDBQC0240LR-HF](#) [ACDBA340-HF](#) [ACDBA260LR-HF](#) [ACDBA1100-HF](#) [SK310B-TP](#) [MA4E2502L-1246](#) [MA4E2502H-1246](#)
[NRVBM120ET1G](#) [NSR01L30MXT5G](#) [NTE573](#)