

## 15A, 60V Trench Schottky Rectifiers

### FEATURES

- AEC-Q101 qualified
- Patented Trench Schottky technology
- Low power loss, high efficiency
- Ideal for automated placement
- Wettable flank
- Moisture sensitivity level: level 1, per J-STD-020
- RoHS Compliant
- Halogen-free according to IEC 61249-2-21

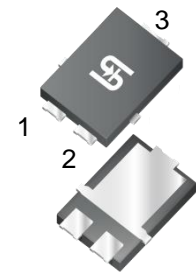
### APPLICATIONS

- Switching mode power supply (SMPS)
- Adapters
- Lighting application
- On-board DC/DC converter
- Automotive

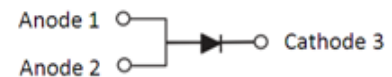
### MECHANICAL DATA

- Case: SMPC4.6U
- Molding compound meets UL 94V-0 flammability rating
- Terminal: Matte tin plated leads, solderable per J-STD-002
- Meet JESD 201 class 2 whisker test
- Polarity: As marked
- Weight: 104mg (approximately)

KEY PARAMETERS		
PARAMETER	VALUE	UNIT
$I_F$	15	A
$V_{RRM}$	60	V
$I_{FSM}$	290	A
$T_{JMAX}$	175	°C
Package	SMPC4.6U	



SMPC4.6U



ABSOLUTE MAXIMUM RATINGS ( $T_A = 25^\circ\text{C}$ unless otherwise noted)			
PARAMETER	SYMBOL	TSUP15M60SH	UNIT
Marking code on the device		15M60	
Repetitive peak reverse voltage	$V_{RRM}$	60	V
Reverse voltage, total rms value	$V_{R(RMS)}$	42	V
Forward current	$I_F$	15	A
Surge peak forward current single half sine-wave superimposed on rated load	8.3 ms at $T_A = 25^\circ\text{C}$	290	A
	1.0 ms at $T_A = 25^\circ\text{C}$	440	
Junction temperature	$T_J$	-55 to +175	°C
Storage temperature	$T_{STG}$	-55 to +175	°C

<b>THERMAL PERFORMANCE</b>			
<b>PARAMETER</b>	<b>SYMBOL</b>	<b>TYP</b>	<b>UNIT</b>
Junction-to-lead thermal resistance	$R_{\theta JL}$	4	°C/W
Junction-to-ambient thermal resistance	$R_{\theta JA}$	48	°C/W
Junction-to-case thermal resistance	$R_{\theta JC}$	7	°C/W

**Thermal Performance Note:** Units mounted on PCB (16mm x 16mm Cu pad test board)

<b>ELECTRICAL SPECIFICATIONS</b> ( $T_A = 25^\circ\text{C}$ unless otherwise noted)					
<b>PARAMETER</b>	<b>CONDITIONS</b>	<b>SYMBOL</b>	<b>TYP</b>	<b>MAX</b>	<b>UNIT</b>
Forward voltage <sup>(1)</sup>	$I_F = 7.5\text{A}, T_J = 25^\circ\text{C}$	$V_F$	0.52	-	V
	$I_F = 15.0\text{A}, T_J = 25^\circ\text{C}$		0.58	0.64	
	$I_F = 7.5\text{A}, T_J = 125^\circ\text{C}$		0.43	-	
	$I_F = 15.0\text{A}, T_J = 125^\circ\text{C}$		0.53	0.60	V
Reverse current @ rated $V_R$ <sup>(2)</sup>	$T_J = 25^\circ\text{C}$	$I_R$	-	450	$\mu\text{A}$
	$T_J = 125^\circ\text{C}$		-	20	mA
Junction capacitance	1 MHz, $V_R = 4.0\text{V}$	$C_J$	1046	-	pF

**Notes:**

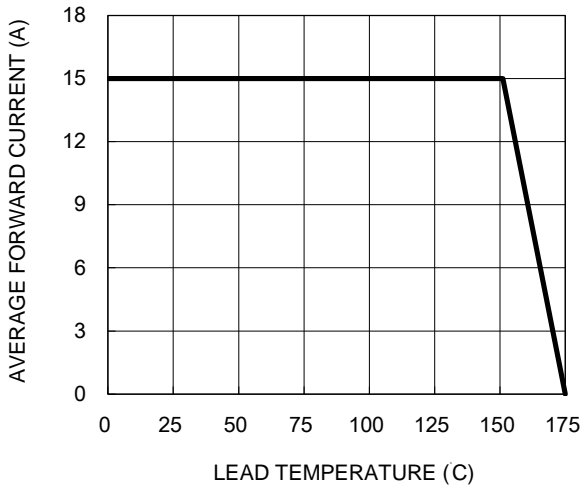
1. Pulse test with  $PW = 0.3\text{ ms}$
2. Pulse test with  $PW = 30\text{ ms}$

<b>ORDERING INFORMATION</b>		
<b>ORDERING CODE</b>	<b>PACKAGE</b>	<b>PACKING</b>
TSUP15M60SH S1G	SMPC4.6U	1,500/7" Plastic reel
TSUP15M60SH S2G	SMPC4.6U	6,000/13" Plastic reel

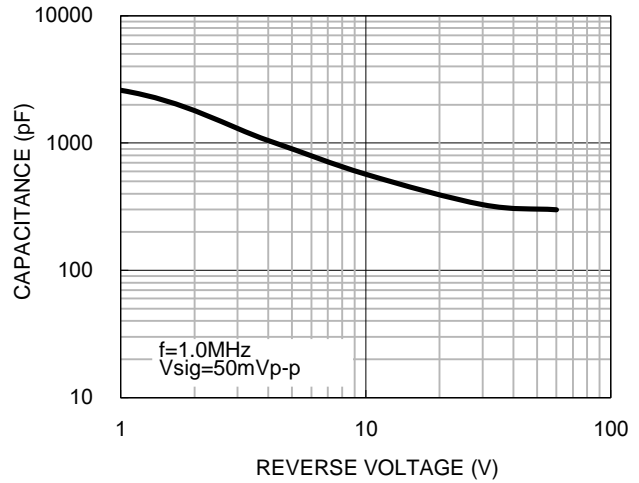
**CHARACTERISTICS CURVES**

( $T_A = 25^\circ\text{C}$  unless otherwise noted)

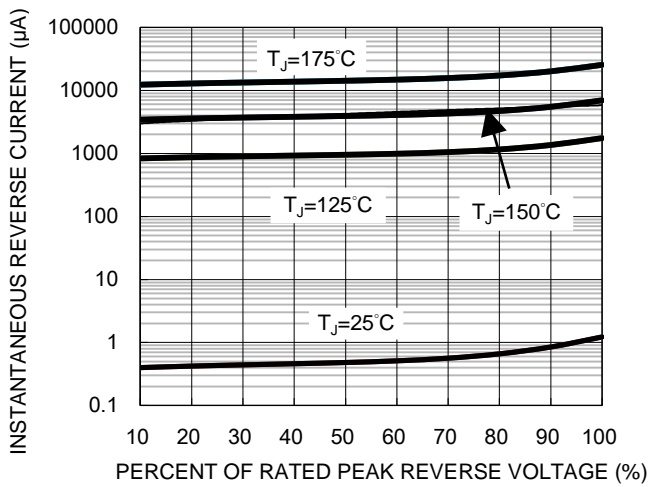
**Fig.1 Forward Current Derating Curve**



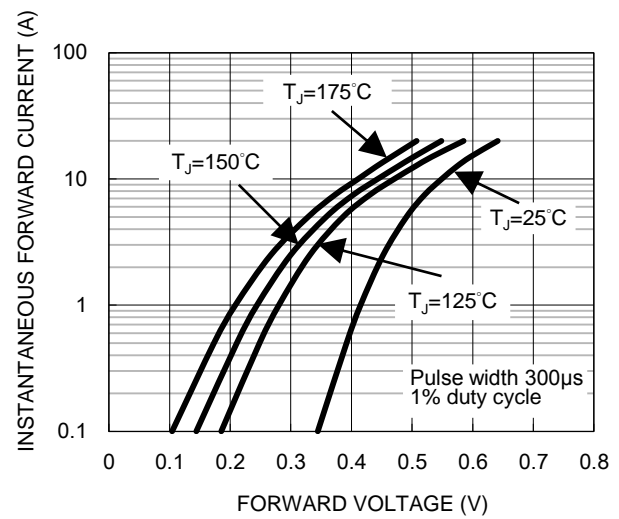
**Fig.2 Typical Junction Capacitance**



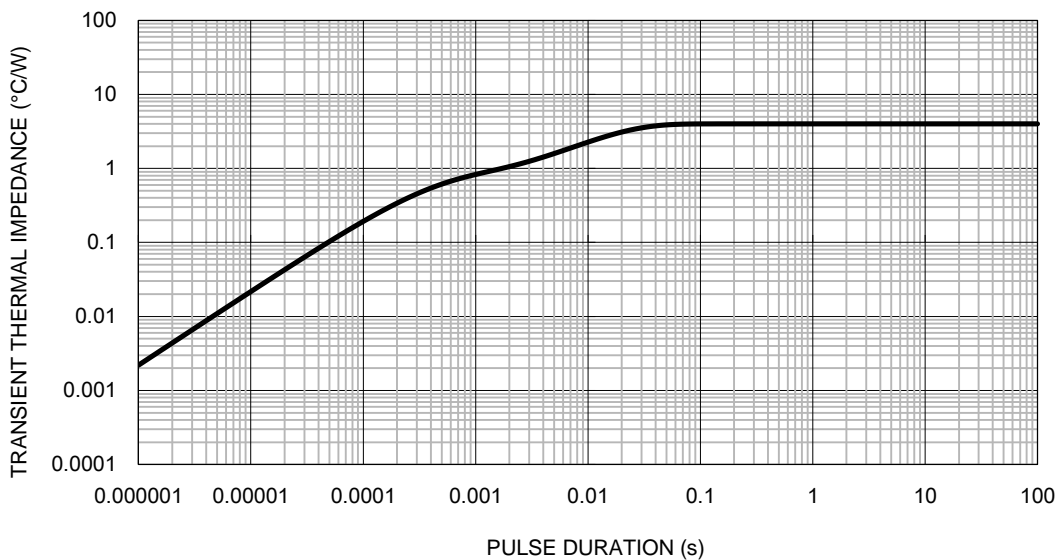
**Fig.3 Typical Reverse Characteristics**



**Fig.4 Typical Forward Characteristics**

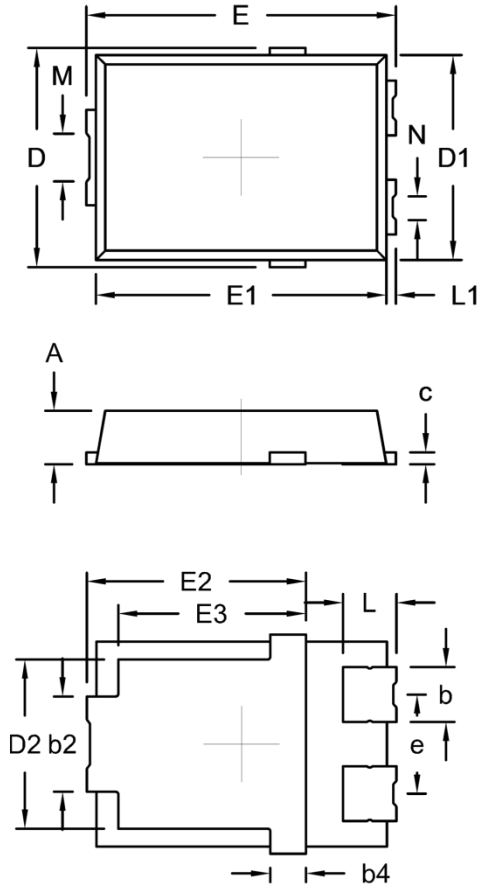


**Fig.5 Typical Transient Thermal Impedance**



**PACKAGE OUTLINE DIMENSIONS** (Unit: Millimeters)

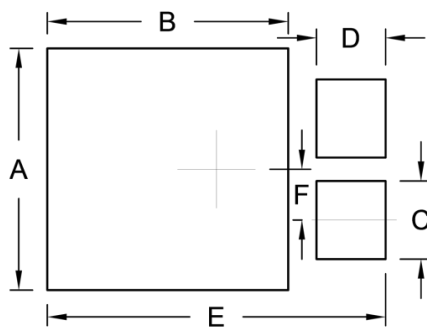
**SMPC4.6U**



DIM.	Unit (mm)		Unit (inch)	
	Min.	Max.	Min.	Max.
A	1.00	1.20	0.039	0.047
b	1.05	1.35	0.041	0.053
b2	1.90	2.20	0.075	0.087
b4	0.75 (NOM.)		0.030 (NOM.)	
c	0.15	0.40	0.006	0.016
D	4.45	4.75	0.175	0.187
D1	4.25	4.35	0.167	0.171
D2	3.40	3.70	0.134	0.146
E	6.35	6.65	0.250	0.262
E1	6.05	6.15	0.238	0.242
E2	4.40	4.80	0.173	0.189
E3	3.94 (NOM.)		0.155 (NOM.)	
e	2.08 (NOM.)		0.082 (NOM.)	
L	0.94	1.24	0.037	0.049
L1	0.05	0.35	0.002	0.014
M	0.65	1.15	0.026	0.045
N	0.25	0.75	0.010	0.030

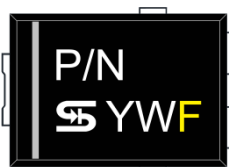
Package body size D1 and E1 do not include mold flash  
Mold flash shall not exceed 0.1mm per side

**SUGGESTED PAD LAYOUT**



Symbol	Unit (mm)	Unit (inch)
A	4.95	0.195
B	4.95	0.195
C	1.60	0.063
D	1.42	0.056
E	6.95	0.274
F	1.04	0.041

**MARKING DIAGRAM**



P/N = Marking Code  
YW = Date Code  
F = Factory Code

## Notice

Specifications of the products displayed herein are subject to change without notice. TSC or anyone on its behalf, assumes no responsibility or liability for any errors or inaccuracies.

Purchasers are solely responsible for the choice, selection, and use of TSC products and TSC assumes no liability for application assistance or the design of Purchasers' products.

Information contained herein is intended to provide a product description only. No license, express or implied, to any intellectual property rights is granted by this document. Except as provided in TSC's terms and conditions of sale for such products, TSC assumes no liability whatsoever, and disclaims any express or implied warranty, relating to sale and/or use of TSC products including liability or warranties relating to fitness for a particular purpose, merchantability, or infringement of any patent, copyright, or other intellectual property right.

The products shown herein are not designed for use in medical, life-saving, or life-sustaining applications. Customers using or selling these products for use in such applications do so at their own risk and agree to fully indemnify TSC for any damages resulting from such improper use or sale.

## X-ON Electronics

Largest Supplier of Electrical and Electronic Components

*Click to view similar products for [Schottky Diodes & Rectifiers](#) category:*

*Click to view products by [Taiwan Semiconductor](#) manufacturer:*

Other Similar products are found below :

[MA4E2039](#) [D1FH3-5063](#) [MBR0530L-TP](#) [MBR10100CT-BP](#) [MBR1545CT](#) [MMBD301M3T5G](#) [RB160M-50TR](#) [RB551V-30](#)  
[BAS16E6433HTMA1](#) [BAT 54-02LRH E6327](#) [NSR05F40QNXT5G](#) [NTE555](#) [JANS1N6640](#) [SB07-03C-TB-H](#) [SB1003M3-TL-W](#) [SK310-T](#)  
[SK32A-LTP](#) [SK33A-TP](#) [SK34B-TP](#) [SS3003CH-TL-E](#) [GA01SHT18](#) [CRS10I30A\(TE85L,QM](#) [MA4E2501L-1290](#) [MBRB30H30CT-1G](#)  
[SB007-03C-TB-E](#) [SK32A-TP](#) [SK33B-TP](#) [SK35A-TP](#) [SK38B-TP](#) [NRVBM120LT1G](#) [NTE505](#) [NTSB30U100CT-1G](#) [SS15E-TP](#) [VS-](#)  
[6CWQ10FNHM3](#) [ACDBA1100LR-HF](#) [ACDBA1200-HF](#) [ACDBA140-HF](#) [ACDBA2100-HF](#) [ACDBA3100-HF](#) [CDBQC0530L-HF](#)  
[CDBQC0240LR-HF](#) [ACDBA340-HF](#) [ACDBA260LR-HF](#) [ACDBA1100-HF](#) [SK310B-TP](#) [MA4E2502L-1246](#) [MA4E2502H-1246](#)  
[NRVBM120ET1G](#) [NSR01L30MXT5G](#) [NTE573](#)