

150mW, 2V - 39V Zener Diode

FEATURES

- Wide zener voltage range selection: 2.0V to 39V
- Designed for mounting on small surface
- Extremely thin / leadless package
- RoHS Compliant
- Halogen-free according to IEC 61249-2-21

APPLICATIONS

- General regulation functions

MECHANICAL DATA

- Case: 0603
- Terminal: Gold plated, solderable per MIL-STD-750, method 2026
- Polarity: Indicated by cathode band
- Weight: 3.00mg (approximately)

KEY PARAMETERS		
PARAMETER	VALUE	UNIT
P_D	150	mW
V_Z	2.0 - 39	V
$T_{J\ MAX}$	125	°C
Package	0603	
Configuration	Single die	


0603


ABSOLUTE MAXIMUM RATINGS ($T_A = 25^\circ\text{C}$ unless otherwise noted)

PARAMETER	SYMBOL	VALUE	UNIT
Power dissipation	P_D	150	mW
Forward Voltage @ $I_F = 10\text{mA}$	V_F	0.9	V
Surge peak forward current, 8.3ms single half sine-wave superimposed on rated	I_{FSM}	2	A
Junction temperature range	T_J	-55 to +125	°C
Storage temperature range	T_{STG}	-55 to +125	°C

ELECTRICAL SPECIFICATIONS ($T_A = 25^\circ\text{C}$ unless otherwise noted)

PART NUMBER	MARKING CODE	ZENER VOLTAGE		TEST CURRENT	Operating Resistance		Rising Operating Resistance		LEAKAGE CURRENT	
		$V_Z @ I_Z$		I_Z	$Z_{ZT} @ I_{ZT}$	I_{ZT}	$Z_{ZT} @ I_{ZK}$	I_{ZK}	$I_R @ V_R$	V_R
		Min	Max	mA	Ω	mA	Ω	mA	μA	V
TSZU52C2V0	Z0	1.90	2.10	5	100	5	600	1	100	1.0
TSZU52C2V2	Z1	2.09	2.31	5	100	5	600	1	100	1.0
TSZU52C2V4	Z2	2.28	2.52	5	85	5	600	1	100	1.0
TSZU52C2V7	Z3	2.57	2.84	5	83	5	500	1	75	1.0
TSZU52C3V0	Z4	2.85	3.15	5	95	5	500	1	50	1.0
TSZU52C3V3	Z5	3.14	3.47	5	95	5	500	1	25	1.0
TSZU52C3V6	Z6	3.42	3.78	5	95	5	500	1	15	1.0
TSZU52C3V9	Z7	3.71	4.10	5	95	5	500	1	10	1.0
TSZU52C4V3	Z8	4.09	4.52	5	95	5	500	1	5.0	1.0
TSZU52C4V7	Z9	4.47	4.94	5	78	5	500	1	5.0	2.0
TSZU52C5V1	ZA	4.85	5.36	5	60	5	480	1	0.1	0.8
TSZU52C5V6	ZB	5.32	5.88	5	40	5	400	1	0.1	1.0
TSZU52C6V2	ZC	5.89	6.51	5	10	5	200	1	0.1	2.0
TSZU52C6V8	ZE	6.46	7.14	5	8	5	150	1	0.1	3.0
TSZU52C7V5	ZF	7.13	7.88	5	7	5	50	1	0.1	5.0
TSZU52C8V2	ZG	7.79	8.61	5	7	5	50	1	0.1	6.0
TSZU52C9V1	ZH	8.65	9.56	5	10	5	50	1	0.1	7.0
TSZU52C10	ZJ	9.50	10.50	5	15	5	70	1	0.1	7.5
TSZU52C11	ZK	10.45	11.55	5	20	5	70	1	0.1	8.5
TSZU52C12	ZM	11.40	12.60	5	20	5	90	1	0.1	9.0
TSZU52C13	ZN	12.35	13.65	5	25	5	110	1	0.1	10
TSZU52C15	ZP	14.25	15.75	5	30	5	110	1	0.1	11
TSZU52C16	ZQ	15.20	16.80	5	40	5	170	1	0.1	12
TSZU52C18	ZR	17.10	18.90	5	50	5	170	1	0.1	14
TSZU52C20	ZS	19.00	21.00	5	50	5	220	1	0.1	15
TSZU52C22	ZT	20.90	23.10	5	55	5	220	1	0.1	17
TSZU52C24	ZU	22.80	25.20	5	80	5	220	1	0.1	18
TSZU52C27	ZV	25.65	28.35	5	80	5	250	1	0.1	20
TSZU52C30	ZW	28.50	31.50	5	80	5	250	1	0.1	23
TSZU52C33	ZX	31.35	34.65	5	80	5	250	1	0.1	25
TSZU52C36	ZY	34.20	37.80	5	90	5	250	1	0.1	27
TSZU52C39	ZZ	37.05	40.95	5	90	5	300	1	0.1	29

ORDERING INFORMATION

ORDERING CODE ⁽¹⁾	PACKAGE	PACKING
TSZU52Cx RGG	0603	4K / 7" Reel

Notes:

- "x" defines voltage from 2.0V(TSZU52C2V0) to 39V(TSZU52C39)

CHARACTERISTICS CURVES

($T_A = 25^\circ\text{C}$ unless otherwise noted)

Fig.1 Temperature Coefficients

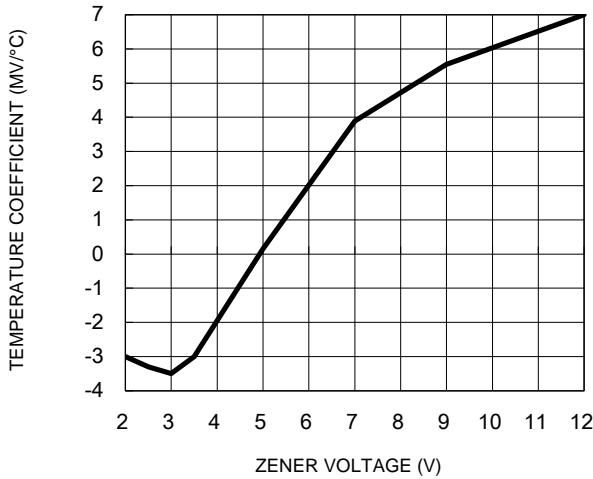


Fig.2 Temperature Coefficients

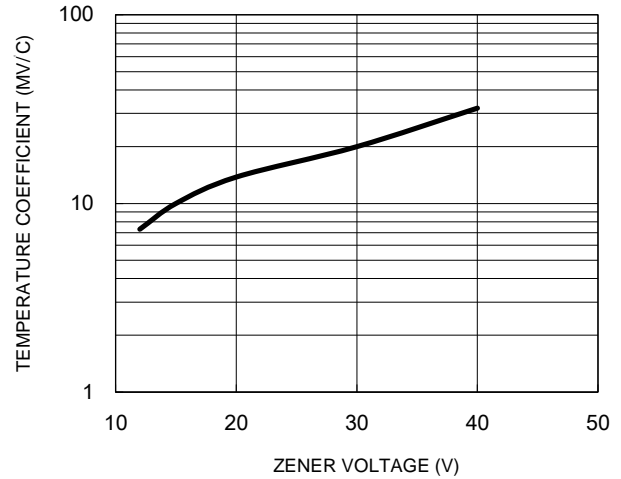


Fig.3 Effect of Zener Voltage on Zener Impedance

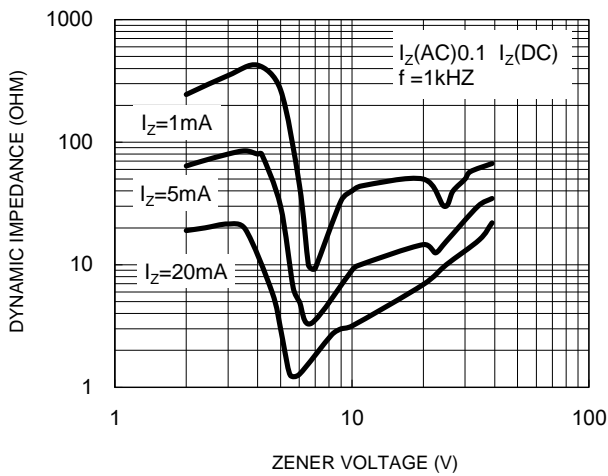


Fig.4 Typical Forward Voltage

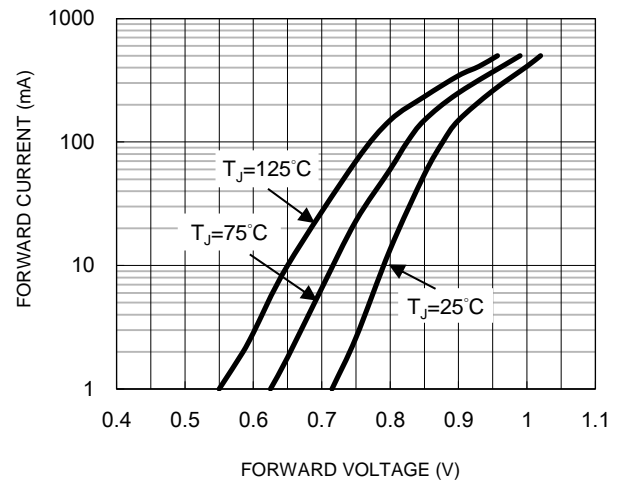


Fig.5 Typical Leakage Current

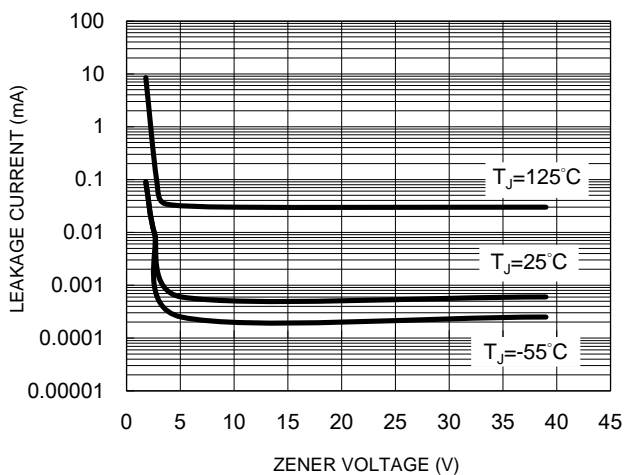
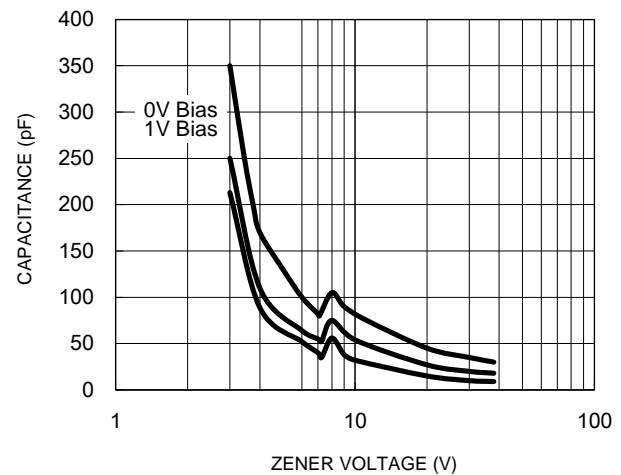


Fig.6 Typical Capacitance



CHARACTERISTICS CURVES

($T_A = 25^\circ\text{C}$ unless otherwise not)

Fig.7 Steady State Power Derating

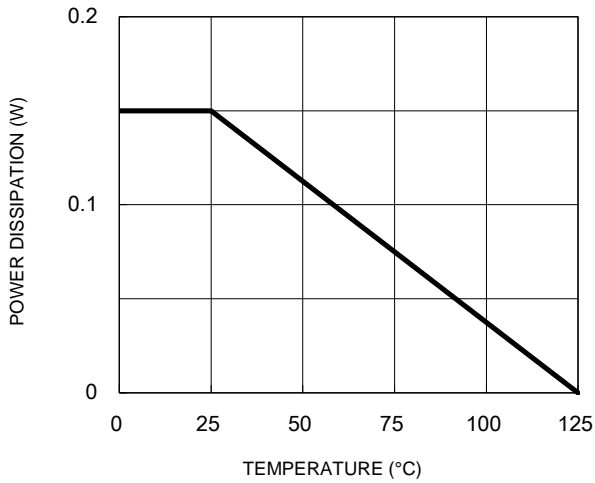


Fig.8 Zener Breakdown Characteristics

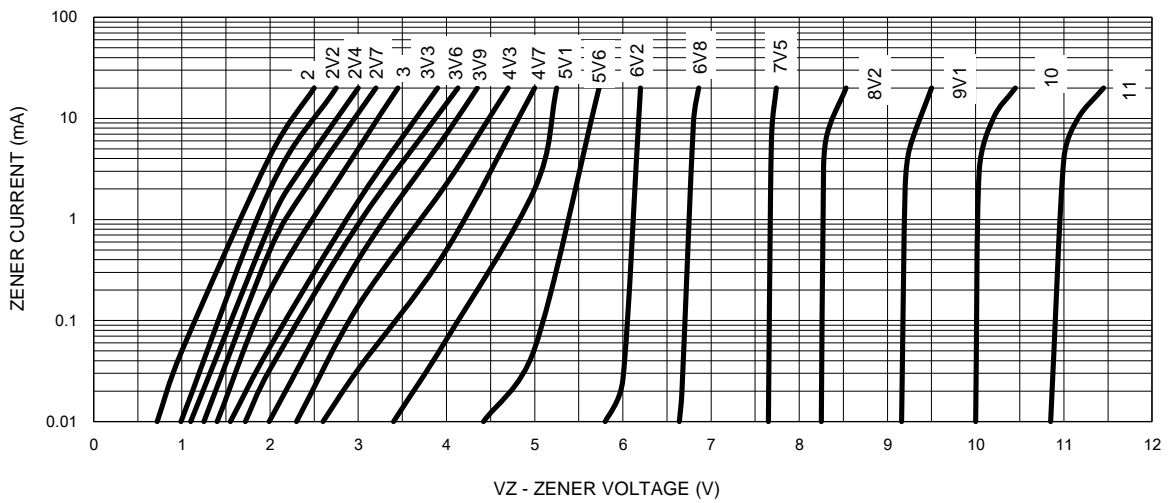

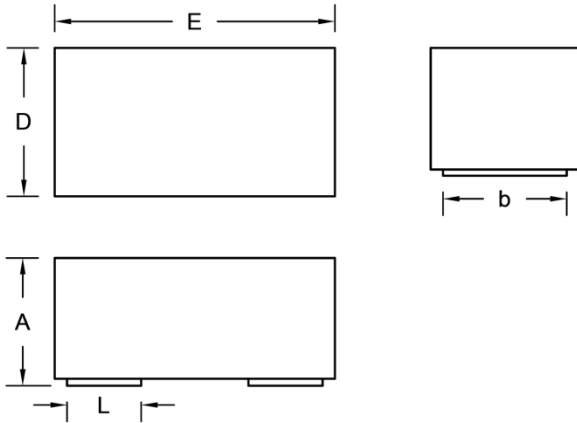


Fig.9 Zener Breakdown Characteristics



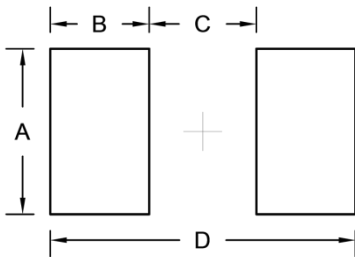
PACKAGE OUTLINE DIMENSION

0603



DIM.	Unit (mm)		Unit (inch)	
	Min.	Max.	Min.	Max.
A	0.70	0.85	0.028	0.033
b	0.70 (TYP.)		0.028 (TYP.)	
D	0.80	1.00	0.031	0.039
E	1.60	1.80	0.063	0.071
L	0.45 (TYP.)		0.018 (TYP.)	

SUGGESTED PAD LAYOUT



Symbol	Unit (mm)	Unit (inch)
A	1.00	0.024
B	0.60	0.039
C	0.65	0.026
D	1.85	0.073

Notice

Specifications of the products displayed herein are subject to change without notice. TSC or anyone on its behalf, assumes no responsibility or liability for any errors or inaccuracies.

Purchasers are solely responsible for the choice, selection, and use of TSC products and TSC assumes no liability for application assistance or the design of Purchasers' products.

Information contained herein is intended to provide a product description only. No license, express or implied, to any intellectual property rights is granted by this document. Except as provided in TSC's terms and conditions of sale for such products, TSC assumes no liability whatsoever, and disclaims any express or implied warranty, relating to sale and/or use of TSC products including liability or warranties relating to fitness for a particular purpose, merchantability, or infringement of any patent, copyright, or other intellectual property right.

The products shown herein are not designed for use in medical, life-saving, or life-sustaining applications. Customers using or selling these products for use in such applications do so at their own risk and agree to fully indemnify TSC for any damages resulting from such improper use or sale.

X-ON Electronics

Largest Supplier of Electrical and Electronic Components

Click to view similar products for [Zener Diodes](#) category:

Click to view products by [Taiwan Semiconductor](#) manufacturer:

Other Similar products are found below :

[RKZ13B2KG#P1](#) [DL5234B](#) [EDZTE6113B](#) [1N4682](#) [1N4691](#) [1N4693](#) [1N4732A](#) [1N4733A-TR](#) [1N4736A](#) [1N4750A](#) [1N4759ARL](#) [1N5241B](#)
[1N5365B](#) [1N5369B](#) [1N747A](#) [1N959B](#) [1N964B](#) [1N966B](#) [1N972B](#) [NTE149A](#) [NTE5116A](#) [NTE5121A](#) [NTE5147A](#) [NTE5152A](#) [NTE5155A](#)
[NTE5164A](#) [JANS1N4974US](#) [1N4692](#) [1N4700](#) [1N4702](#) [1N4704](#) [1N4711](#) [1N4714](#) [1N4737A](#) [1N4745ARL](#) [1N4752A](#) [1N4752ARL](#)
[1N4760ARL](#) [1N5221B](#) [1N5236B](#) [1N5241BTR](#) [1N5242BTR](#) [1N5350B](#) [1N5352B](#) [1N961BRR1](#) [1N964BRL](#) [RKZ5.1BKU#P6](#)
[3SMAJ5950B-TP](#) [3SMBJ5925B-TP](#) [TDZTR24](#)