

200mW, 2% Tolerance Zener Diodes

FEATURES

- Wide zener voltage range selection: 3.6V to 36V
- V_Z tolerance selection of $\pm 2\%$
- Moisture sensitivity level: level 1, per J-STD-020
- Compliant to RoHS directive 2011/65/EU and in accordance to WEEE 2002/96/EC
- Halogen-free according to IEC 61249-2-21

APPLICATIONS

- Constant voltage control

MECHANICAL DATA

- Case: SOD-323F
- Molding compound meets UL 94 V-0 flammability rating
- Terminal: Matte tin plated leads, solderable per J-STD-002
- Polarity: Indicated by cathode band
- Weight: 4.594 mg (approximately)

KEY PARAMETERS		
PARAMETER	VALUE	UNIT
V_Z	3.6-36	V
P_D	200	mW
T_J Max.	150	$^{\circ}\text{C}$
Package	SOD-323F	
Configuration	Single die	



ABSOLUTE MAXIMUM RATINGS ($T_A = 25^{\circ}\text{C}$ unless otherwise noted)			
PARAMETER	SYMBOL	VALUE	UNIT
Power dissipation	P_D	200	mW
Junction temperature range	T_J	-55 to +150	$^{\circ}\text{C}$
Storage temperature range	T_{STG}	-55 to +150	$^{\circ}\text{C}$

ELECTRICAL SPECIFICATIONS ($T_A = 25^\circ\text{C}$ unless otherwise noted)

PART NUMBER	MARKING CODE	ZENER VOLTAGE			TEST CURRENT	REGULAR IMPEDANCE		TEST CURRENT	LEAKAGE CURRENT	
		$V_Z @ I_{ZT}$			I_{ZT}	$Z_{ZT} @ I_{ZT}$	$Z_{ZK} @ I_{ZK}$	I_{ZK}	$I_R @ V_R$	
		V			mA	Ω	Ω	mA	μA	V
		Min.	Nom.	Max.		Max.	Max.		Max.	
UDZS3V6B	D0	3.60	3.60	3.85	5	90	600	1.0	4.50	1
UDZS3V9B	D1	3.89	3.90	4.16	5	90	600	1.0	2.70	1
UDZS4V3B	D2	4.17	4.30	4.43	5	90	600	1.0	2.70	1
UDZS4V7B	D3	4.55	4.70	4.75	5	80	500	1.0	2.70	1
UDZS5V1B	D4	4.98	5.10	5.20	5	60	500	1.0	1.80	2
UDZS5V6B	D5	5.49	5.60	5.73	5	40	300	1.0	0.90	3
UDZS6V2B	D6	6.06	6.20	6.33	5	40	150	1.0	2.70	3
UDZS6V8B	D7	6.65	6.80	6.93	5	30	75	1.0	1.80	4
UDZS7V5B	D8	7.28	7.50	7.60	5	30	75	1.0	0.90	4
UDZS8V2B	D9	8.02	8.20	8.36	5	30	75	1.0	0.63	5
UDZS9V1B	DA	8.85	9.10	9.23	5	30	90	1.0	0.45	6
UDZS10B	DB	9.77	10.00	10.21	5	20	150	1.0	0.18	7
UDZS11B	DC	10.76	11.00	11.22	5	20	150	1.0	0.09	8
UDZS12B	DE	11.74	12.00	12.24	5	20	150	1.0	0.09	9
UDZS13B	DF	12.91	13.00	13.49	5	40	160	1.0	0.045	10
UDZS15B	DG	14.34	15.00	14.98	5	40	190	1.0	0.045	11
UDZS16B	DH	15.85	16.00	16.51	5	40	190	1.0	0.045	12
UDZS18B	DJ	17.56	18.00	18.35	5	50	220	1.0	0.045	13
UDZS20B	DK	19.52	20.00	20.39	5	60	220	1.0	0.045	15
UDZS22B	DL	21.54	22.00	22.47	5	80	240	1.0	0.045	17
UDZS24B	DM	23.72	24.00	24.78	5	80	240	1.0	0.045	19
UDZS27B	DN	26.19	27.00	27.53	5	100	300	0.5	0.045	21
UDZS30B	DP	29.19	30.00	30.69	5	100	300	0.5	0.045	23
UDZS33B	DR	32.15	33.00	33.79	5	100	310	0.5	0.045	25
UDZS36B	DS	35.07	36.00	36.87	5	100	330	0.5	0.045	27

Notes:

1. The zener voltage (V_Z) is tested under pulse condition of 30ms
2. For detailed information on price, availability and delivery of nominal zener voltages between the voltages shown and tighter voltage tolerances
3. The zener impedance is derived from the 60-cycle ac voltage, which results when an ac current having an ms value equal to 10% of the DC zener current (I_{ZT} or I_{ZK}) is superimposed to I_{ZT} or I_{ZK}

ORDERING INFORMATION		
PART NO. (Note 1)	PACKAGE	PACKING
UDZSxxxB RRG	SOD-323F	3K / 7" Reel
UDZSxxxB RR	SOD-323F	3K / 7" Reel
UDZSxxxB R9G	SOD-323F	10K / 13" Reel
UDZSxxxB R9	SOD-323F	10K / 13" Reel

Note:

1. "xxx" defines voltage from 3.6V (UDZS3V6B) to 36V (UDZS36B)

CHARACTERISTICS CURVES

($T_A = 25^\circ\text{C}$ unless otherwise noted)

Fig.1 VZ - IZ Characteristics

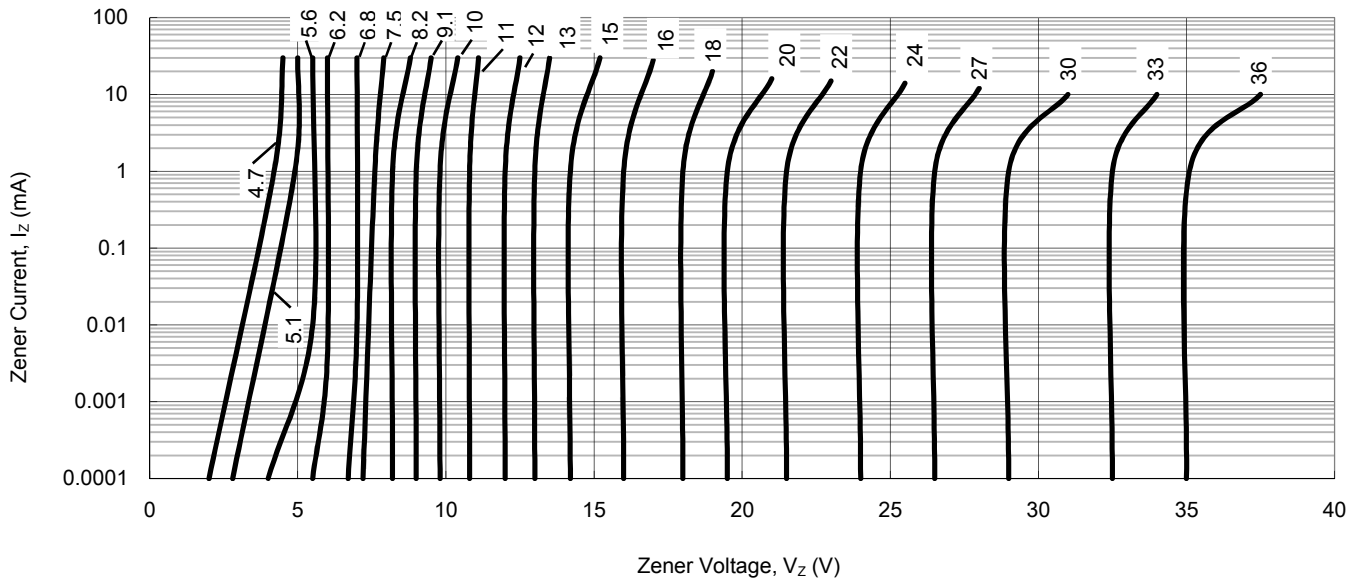


Fig.2 Derating Curve

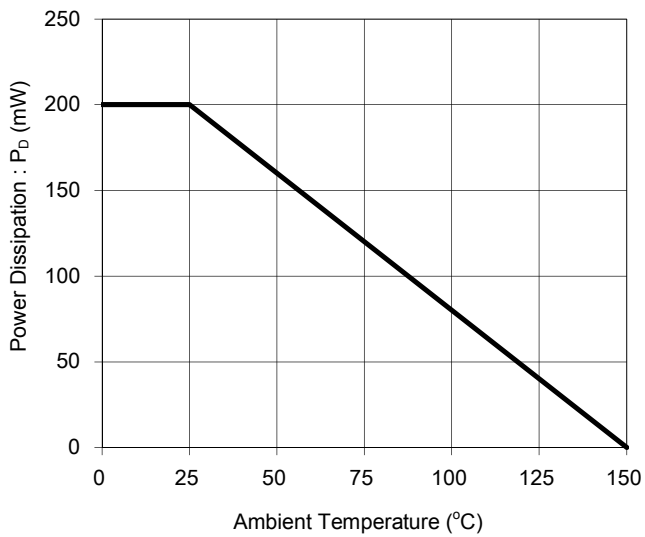
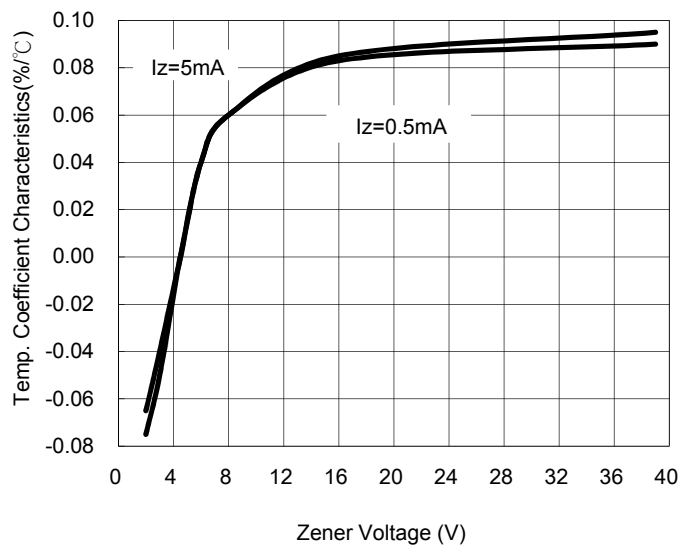
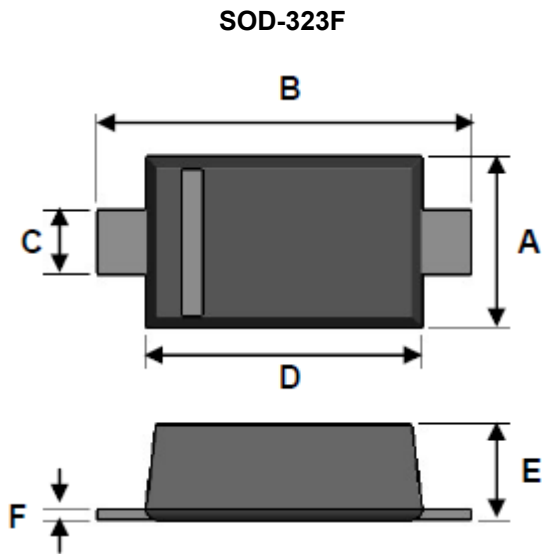


Fig.3 Zener Voltage-Temp. Coefficient Characteristics

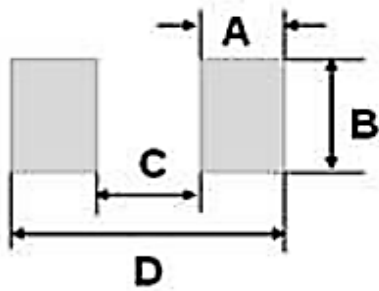


PACKAGE OUTLINE DIMENSION



DIM.	Unit (mm)		Unit (inch)	
	Min	Max	Min	Max
A	1.15	1.35	0.045	0.053
B	2.30	2.80	0.091	0.110
C	0.25	0.40	0.010	0.016
D	1.60	1.80	0.063	0.071
E	0.80	1.10	0.031	0.043
F	0.05	0.25	0.002	0.010

SUGGEST PAD LAYOUT



DIM.	Unit (mm)	Unit (inch)
	Typ.	Typ.
A	0.63	0.025
B	0.83	0.033
C	1.60	0.063
D	2.86	0.113

Notice

Specifications of the products displayed herein are subject to change without notice. TSC or anyone on its behalf, assumes no responsibility or liability for any errors or inaccuracies.

Information contained herein is intended to provide a product description only. No license, express or implied, to any intellectual property rights is granted by this document. Except as provided in TSC's terms and conditions of sale for such products, TSC assumes no liability whatsoever, and disclaims any express or implied warranty, relating to sale and/or use of TSC products including liability or warranties relating to fitness for a particular purpose, merchantability, or infringement of any patent, copyright, or other intellectual property right.

The products shown herein are not designed for use in medical, life-saving, or life-sustaining applications. Customers using or selling these products for use in such applications do so at their own risk and agree to fully indemnify TSC for any damages resulting from such improper use or sale.

X-ON Electronics

Largest Supplier of Electrical and Electronic Components

Click to view similar products for [Zener Diodes](#) category:

Click to view products by [Taiwan Semiconductor](#) manufacturer:

Other Similar products are found below :

[RKZ13B2KG#P1](#) [DL5234B](#) [EDZTE6113B](#) [1N4682](#) [1N4691](#) [1N4693](#) [1N4732A](#) [1N4733A-TR](#) [1N4736A](#) [1N4750A](#) [1N4759ARL](#) [1N5241B](#)
[1N5365B](#) [1N5369B](#) [1N747A](#) [1N959B](#) [1N964B](#) [1N966B](#) [1N968B](#) [1N972B](#) [NTE149A](#) [NTE5116A](#) [NTE5121A](#) [NTE5147A](#) [NTE5152A](#)
[NTE5155A](#) [NTE5164A](#) [JANS1N4974US](#) [1N4692](#) [1N4700](#) [1N4702](#) [1N4704](#) [1N4711](#) [1N4714](#) [1N4737A](#) [1N4745ARL](#) [1N4752A](#)
[1N4752ARL](#) [1N4760ARL](#) [1N5221B](#) [1N5236B](#) [1N5241BTR](#) [1N5242BTR](#) [1N5350B](#) [1N5352B](#) [1N961BRR1](#) [1N964BRL](#) [RKZ5.1BKU#P6](#)
[3SMAJ5950B-TP](#) [3SMBJ5925B-TP](#)