



MSL1

* Pb Free Part

Customer Name	Standard specification	TAIYO YUDEN Mobile Technology Co.,Ltd.	
System	W-CDMA I (2G) Tx	Date	March 31, 2010
Part Number	FAR-F6KA-1G9500-D4CD	Version 3.0c	

Table 1. Electrical specifications

Pass Band (1920 ~1980 MHz)						
Item	Condition	Value			Unit	Remarks
		Min.	Typ.	Max.		
Insertion Loss	1920-1980 MHz	-	2.2	2.9	dB	
Ripple	1920-1980 MHz	-	0.9	1.7	dB	
Absolute attenuation	DC-1577MHz	32	40		dB	
	1805-1880MHz	22	29	-	dB	
	2110-2170 MHz	33	36	-	dB	
	3840-3960 MHz	20	29	-	dB	
	5760-5940 MHz	15	21	-	dB	
VSWR(S11)	1920-1980 MHz	-	2.0	2.4	-	
VSWR(S22)	1920-1980 MHz	-	2.1	2.5	-	
Input Power	-	TBD			dBm	Pass Band
In/Output impedance	-	50/50			ohm	
Operating temperature		-30 to +85			°C	
Device size (L x W x H)		1.4typ.x1.0typ.x0.5max.			mm	SMD



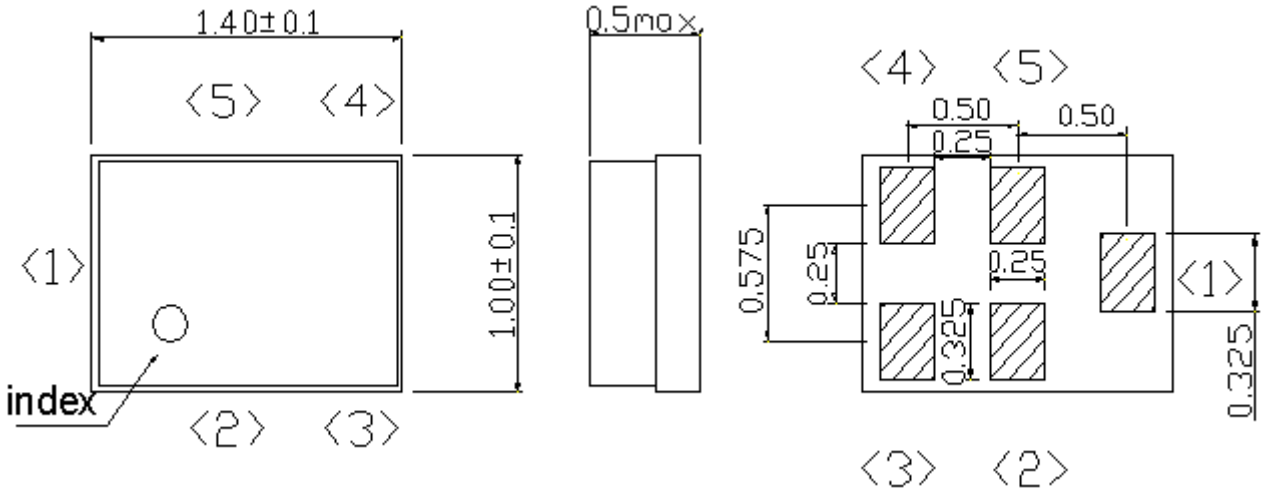
MSL1

* Pb Free Part

Customer Name	Standard specification	TAIYO YUDEN Mobile Technology Co.,Ltd.	
System	W-CDMA I (2G) Tx	Date	March 31, 2010
Part Number	FAR-F6KA-1G9500-D4CD	Version 3.0c	

Dimensions

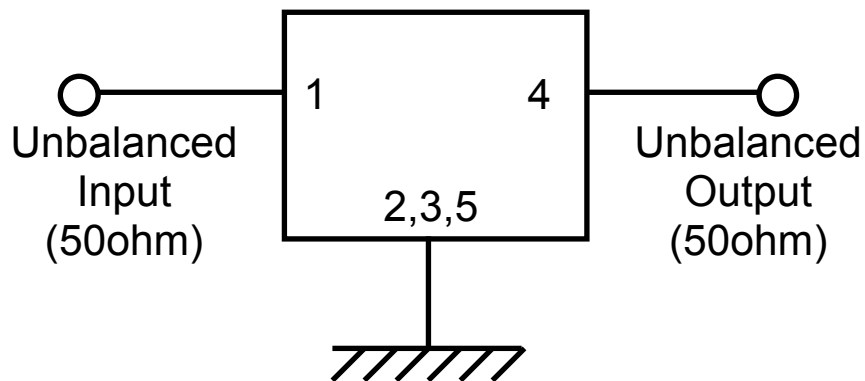
Device size: 1.4typ. x 1.0typ. x 0.5max.



Pin Configuration

Pin No.	Symbol	Function
1	IN	Unbalanced pin
2	GND	Ground
3	GND	Ground
4	OUT	Unbalanced pin
5	GND	Ground

Evaluation Circuit





MSL1

* Pb Free Part

Customer Name	Standard specification	TAIYO YUDEN Mobile Technology Co.,Ltd.	
System	W-CDMA I (2G) Tx	Date	March 31, 2010
Part Number	FAR-F6KA-1G9500-D4CD	Version 3.0c	

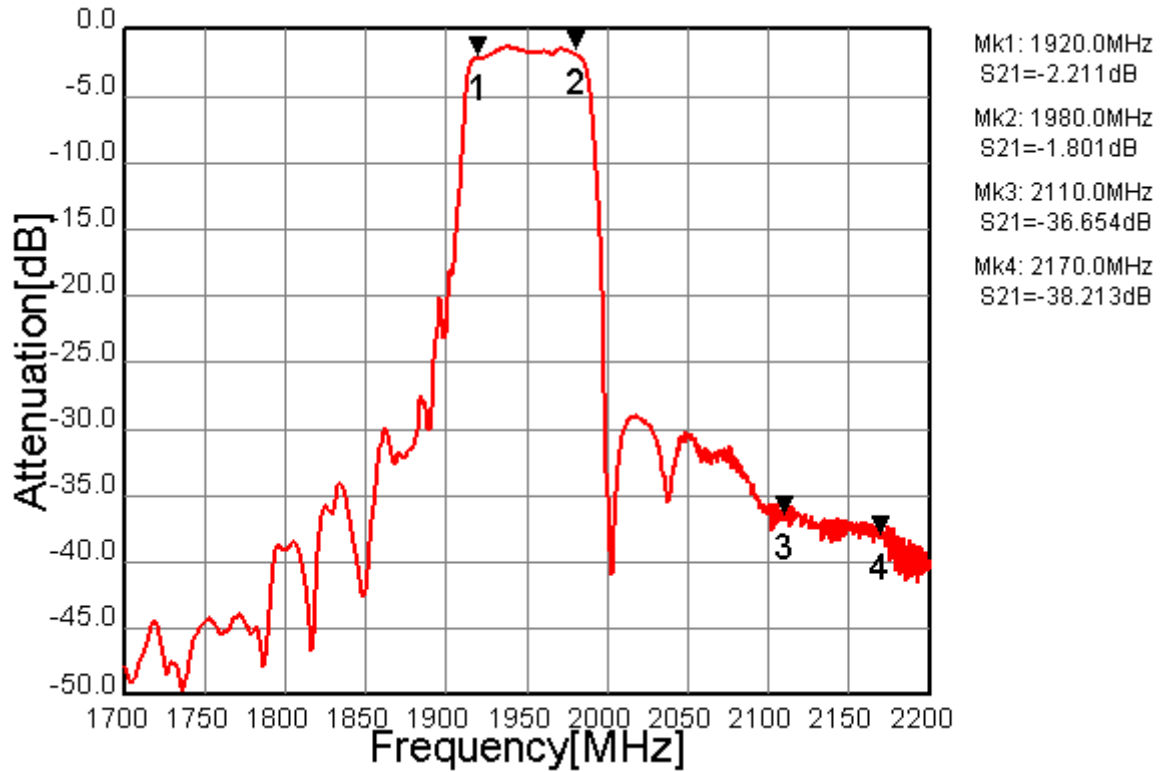


Fig.1 Pass-band Characteristic

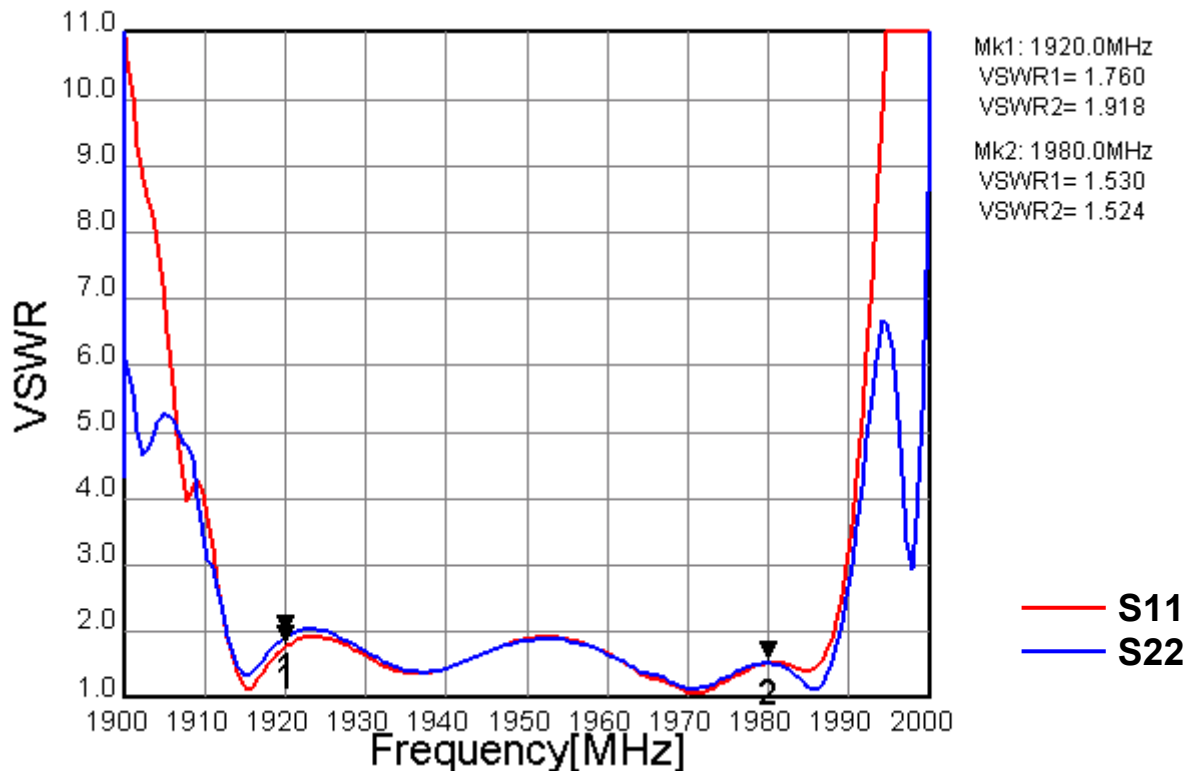


Fig.2 VSWR



MSL1

* Pb Free Part

Customer Name	Standard specification	TAIYO YUDEN Mobile Technology Co.,Ltd.	
System	W-CDMA I (2G) Tx	Date	March 31, 2010
Part Number	FAR-F6KA-1G9500-D4CD	Version 3.0c	

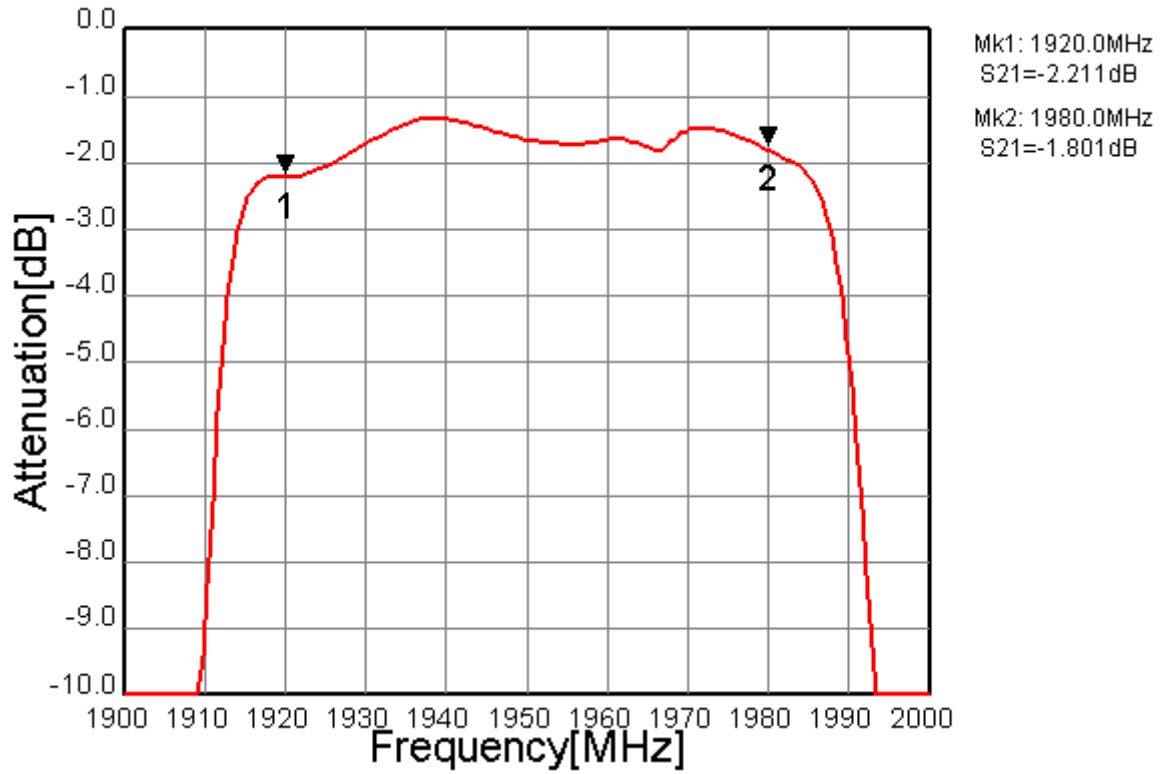


Fig.3 In-band Characteristic

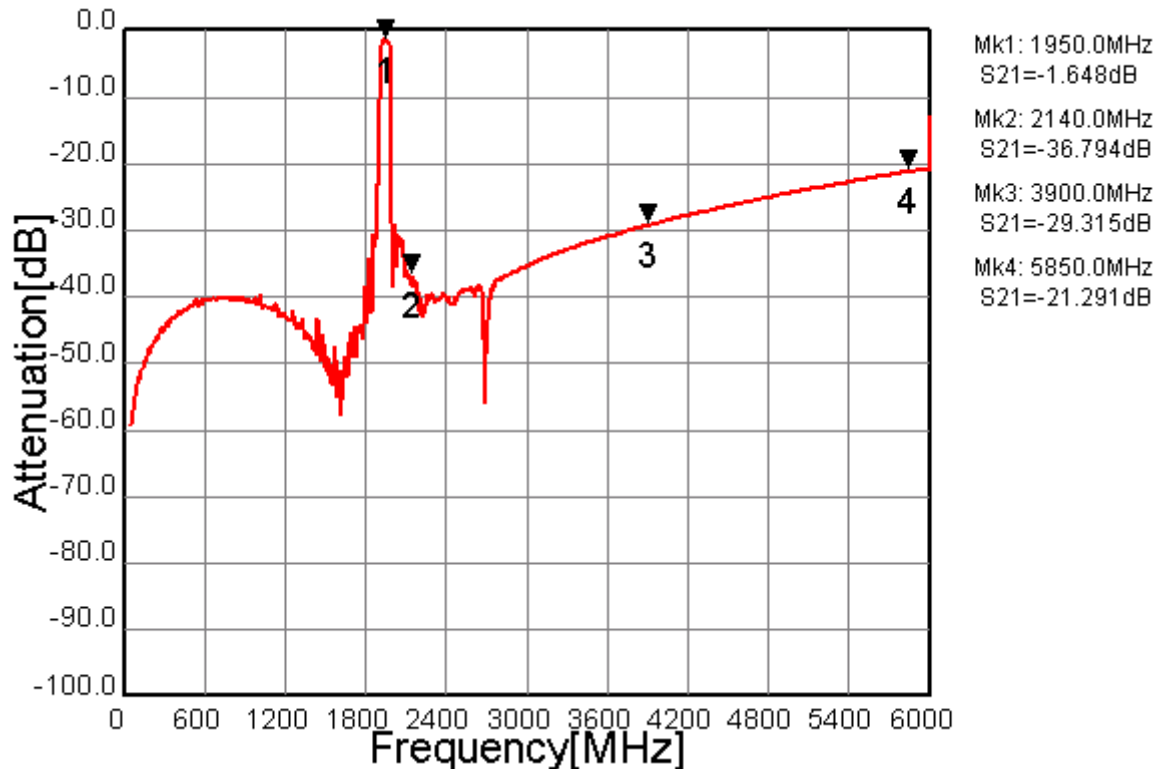


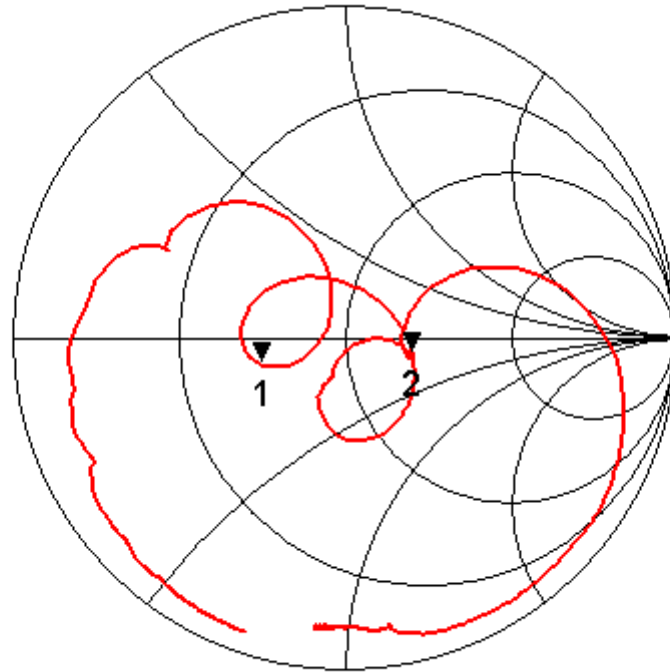
Fig.4 Wide-band Characteristic



MSL1

* Pb Free Part

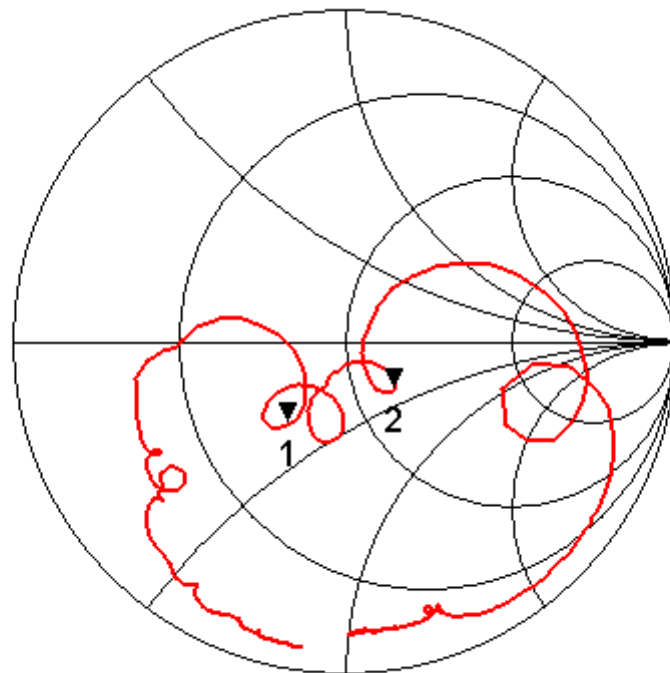
Customer Name	Standard specification	TAIYO YUDEN Mobile Technology Co.,Ltd.	
System	W-CDMA I (2G) Tx	Date	March 31, 2010
Part Number	FAR-F6KA-1G9500-D4CD	Version 3.0c	



Mk1: 1920.0
S11= 0.584 - j 0.100

Mk2: 1980.0
S11= 1.497 - j 0.166

Fig.5 Impedance (S11)



Mk1: 1920.0
S22= 0.621 - j 0.347

Mk2: 1980.0
S22= 1.283 - j 0.389

Fig.6 Impedance (S22)

X-ON Electronics

Largest Supplier of Electrical and Electronic Components

Click to view similar products for [Signal Conditioning](#) category:

Click to view products by [Taiyo Yuden](#) manufacturer:

Other Similar products are found below :

[MAPDCC0001](#) [MAPDCC0004](#) [PD0409J5050S2HF](#) [880157](#) [HHS-109-PIN](#) [DC1417J5005AHF](#) [AFS14A30-2185.00-T3](#) [AFS14A35-1591.50-T3](#) [DS-323-PIN](#) [B39321R801H210](#) [1A0220-3](#) [JP510S](#) [LFB212G45SG8C341](#) [LFB322G45SN1A504](#) [LFL182G45TC3B746](#) [SF2159E](#) [30057](#) [FM-104-PIN](#) [CER0813B](#) [MAPDCC0005](#) [3A325](#) [40287](#) [41180](#) [ATB3225-75032NCT](#) [BD0810N50100AHF](#) [BD2425J50200AHF](#) [C5060J5003AHF](#) [JHS-115-PIN](#) [JP503AS](#) [DC0710J5005AHF](#) [DC2327J5005AHF](#) [DC3338J5005AHF](#) [43020](#) [LFB2H2G60BB1C106](#) [LFL15869MTC1B787](#) [X3C19F1-20S](#) [XC3500P-20S](#) [10013-20](#) [SF2194E](#) [CDBLB455KCAX39-B0](#) [TGL2208-SM, EVAL](#) [RF1353C](#) [1E1305-3](#) [1F1304-3S](#) [1G1304-30](#) [B0922J7575AHF](#) [2020-6622-20](#) [10017-3](#) [TP-103-PIN](#) [BD1222J50200AHF](#)