



\* Pb Free Part



MSL1

Customer Name	Standard specification	TAIYO YUDEN Mobile Technology Co.,Ltd.	
System	TD-SCDMA	Date	March 31, 2010
Part Number	FAR-F6KA-2G0175-D4DR	Version 2.0b	-

Table 1. Electrical specification

Pass Band (2010-2025MHz)						
Item	Condition	Specification			Unit	Remarks
		Min.	Typ.	Max.		
Insertion Loss	2010-2025 MHz	-	1.8	2.2	dB	
Ripple	2010-2025 MHz	-	0.5	1.0	dB	
VSWR(S11)	2010-2025 MHz	-	1.9	2.3	-	
VSWR(S22)	2010-2025 MHz	-	1.9	2.3	-	
Absolute attenuation	0-1000 MHz	40	44	-	dB	
	1000-1030 MHz	40	44	-	dB	
	1030-1925 MHz	27	33	-	dB	
	1925-1950 MHz	25	32	-	dB	
	1950-1960 MHz	25	29	-	dB	
	2075-2085 MHz	25	33	-	dB	
	2085-2110 MHz	25	28	-	dB	
	2110-2430 MHz	25	30	-	dB	
	2430-2565 MHz	30	40	-	dB	
	2565-4010 MHz	20	31	-	dB	
	4010-4060 MHz	20	30	-	dB	
4060-6000 MHz	12	20	-	dB		
In/Output impedance	-	50/50			ohm	
Operating temperature	-20 to +85			°C		
Device size (L x W x H)	1.4typ.x1.0typ.x0.5max			mm	SMD	



\* Pb Free Part

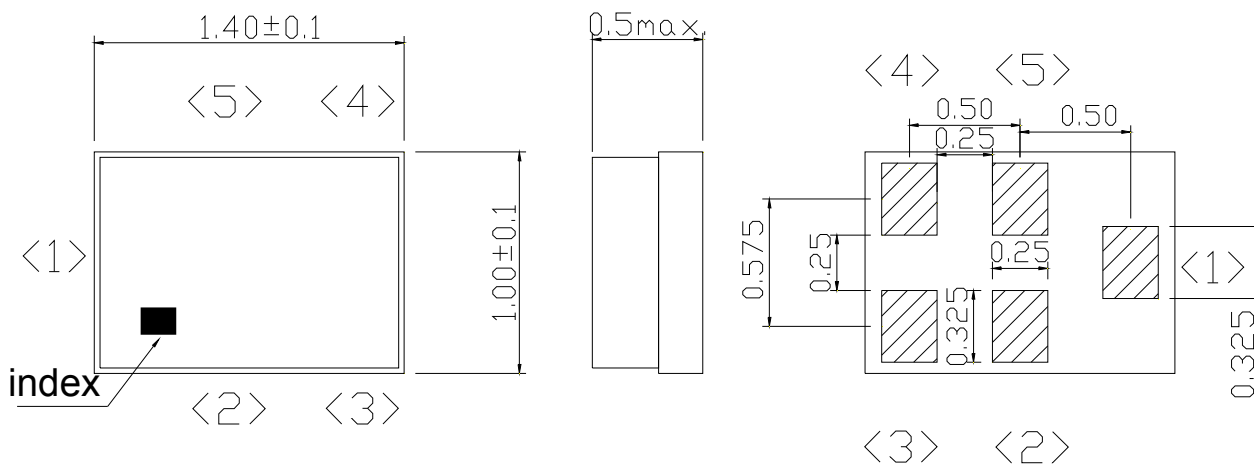


MSL1

Customer Name	Standard specification	TAIYO YUDEN Mobile Technology Co.,Ltd.	
System	TD-SCDMA	Date	March 31, 2010
Part Number	FAR-F6KA-2G0175-D4DR	Version 2.0b	-

### Dimensions

Device size: 1.4typ. x 1.0typ. x 0.5max.

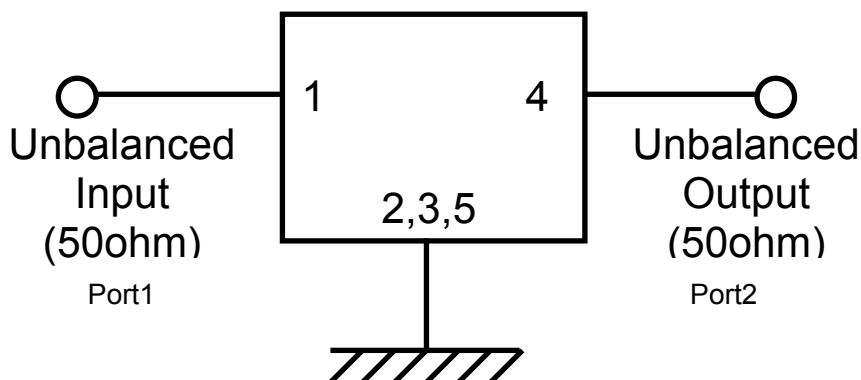


Unit : mm

### Pin Configuration

Pin No.	Symbol	Function
1	IN	Unbalanced pin
2	GND	Ground
3	GND	Ground
4	OUT	Unbalanced pin
5	GND	Ground

### Evaluation Circuit





\* Pb Free Part



MSL1

Customer Name	Standard specification	TAIYO YUDEN Mobile Technology Co.,Ltd.	
System	TD-SCDMA	Date	March 31, 2010
Part Number	FAR-F6KA-2G0175-D4DR	Version 2.0b	-

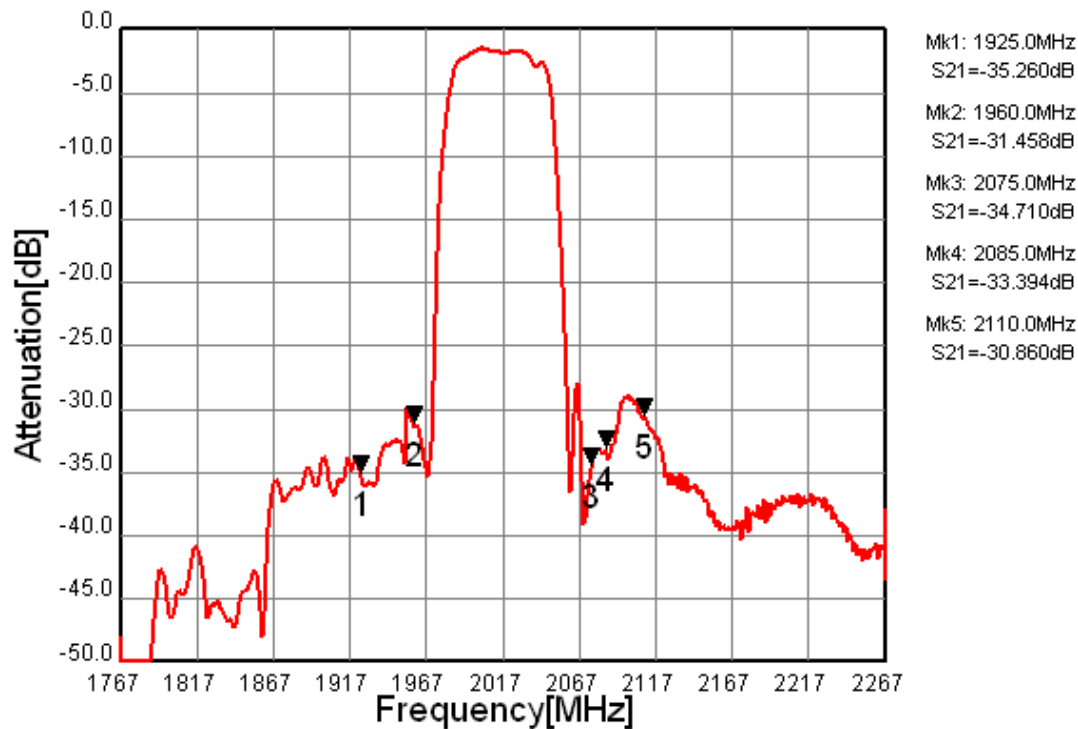


Fig.1 Pass-band Characteristic

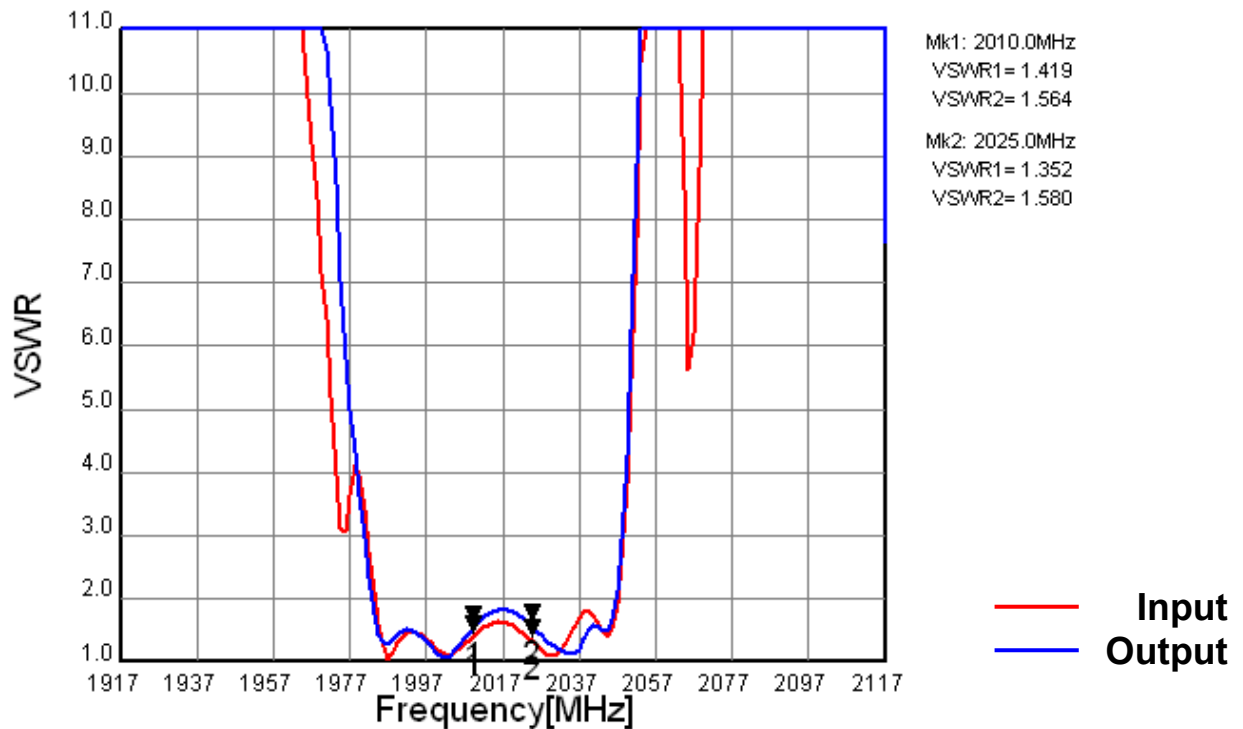


Fig.2 VSWR



MSL1

\* Pb Free Part

Customer Name	Standard specification	TAIYO YUDEN Mobile Technology Co.,Ltd.	
System	TD-SCDMA	Date	March 31, 2010
Part Number	FAR-F6KA-2G0175-D4DR	Version 2.0b	-

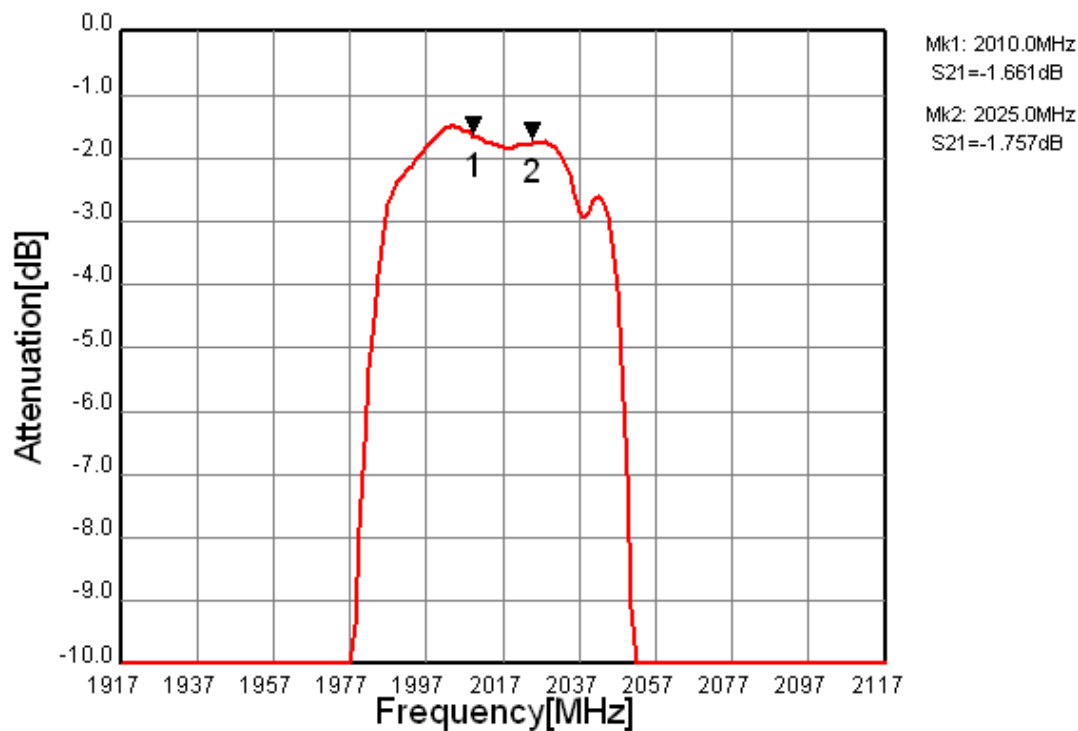


Fig.3 In-band Characteristic

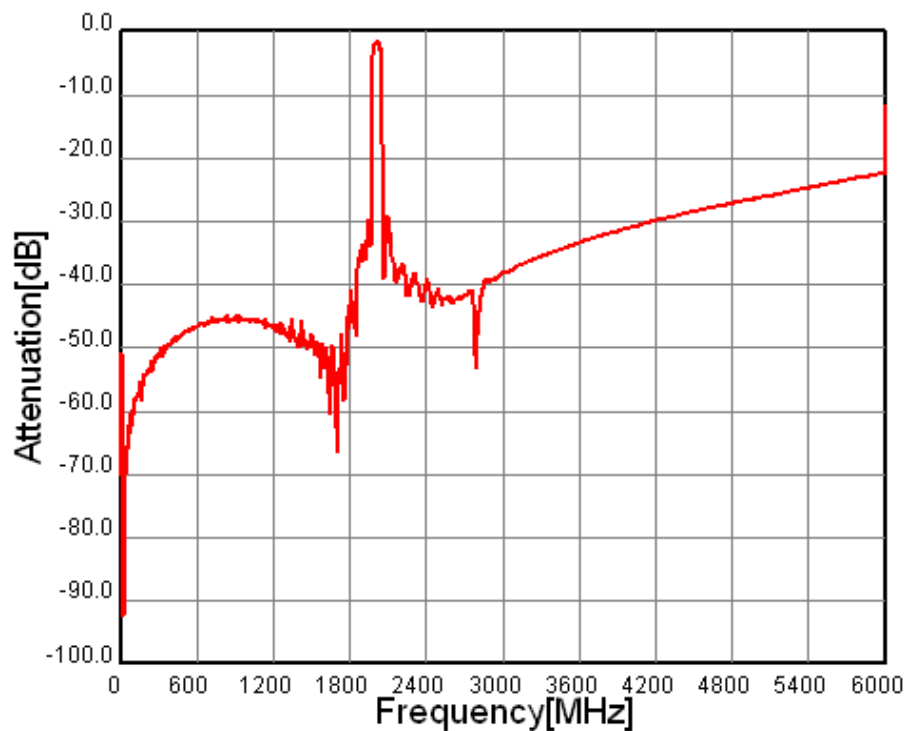


Fig.4 Wide-band Characteristic

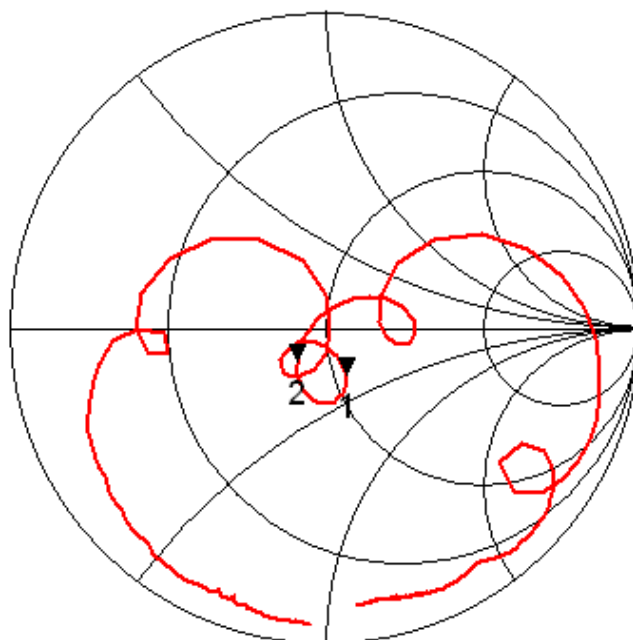


\* Pb Free Part



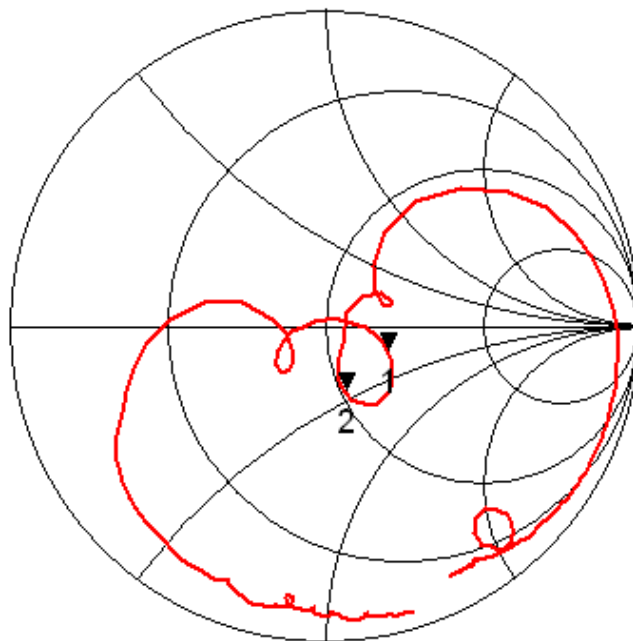
MSL1

Customer Name	Standard specification	TAIYO YUDEN Mobile Technology Co.,Ltd.	
System	TD-SCDMA	Date	March 31, 2010
Part Number	FAR-F6KA-2G0175-D4DR	Version 2.0b	-



Mk1: 2010.0  
S11= 1.083 - j 0.356  
Mk2: 2025.0  
S11= 0.806 - j 0.191

Fig.5 Impedance (S11)



Mk1: 2010.0  
S22= 1.477 - j 0.269  
Mk2: 2025.0  
S22= 1.036 - j 0.468

Fig.6 Impedance (S22)

## X-ON Electronics

Largest Supplier of Electrical and Electronic Components

*Click to view similar products for [Signal Conditioning category](#):*

*Click to view products by [Taiyo Yuden manufacturer](#):*

Other Similar products are found below :

[MAPDCC0001](#) [MAPDCC0004](#) [PD0409J5050S2HF](#) [880157](#) [HHS-109-PIN](#) [DC1417J5005AHF](#) [AFS14A30-2185.00-T3](#) [AFS14A35-1591.50-T3](#) [DS-323-PIN](#) [B39321R801H210](#) [1A0220-3](#) [JP510S](#) [LFB212G45SG8C341](#) [LFB322G45SN1A504](#) [LFL182G45TC3B746](#) [SF2159E](#) [30057](#) [FM-104-PIN](#) [CER0813B](#) [MAPDCC0005](#) [3A325](#) [40287](#) [41180](#) [ATB3225-75032NCT](#) [BD0810N50100AHF](#) [BD2425J50200AHF](#) [C5060J5003AHF](#) [JHS-115-PIN](#) [JP503AS](#) [DC0710J5005AHF](#) [DC2327J5005AHF](#) [DC3338J5005AHF](#) [43020](#) [LFB2H2G60BB1C106](#) [LFL15869MTC1B787](#) [X3C19F1-20S](#) [XC3500P-20S](#) [10013-20](#) [SF2194E](#) [CDBLB455KCAX39-B0](#) [TGL2208-SM, EVAL](#) [RF1353C](#) [1E1305-3](#) [1F1304-3S](#) [1G1304-30](#) [B0922J7575AHF](#) [2020-6622-20](#) [10017-3](#) [TP-103-PIN](#) [BD1222J50200AHF](#)