

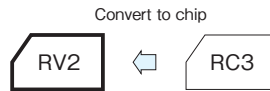
ChipType Standard Capacitors (height:5.5mm)

GREEN CAP

SMD

Anti-cleaning solvent

- Compatible with surface mounting for 5.5mm high capacitors.
- Supplied with carrier taping.
- Guarantees 2000 hours at 85°C.

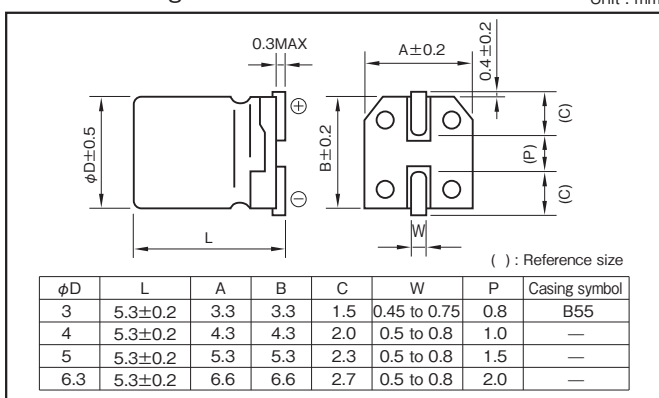


Marking color : Black print

Specifications

Item	Performance									
Category temperature range (°C)	-40 to +85									
Tolerance at rated capacitance (%)	±20 (20°C,120Hz)									
Leakage current (µA)	Less than 0.01CV or 3 whichever is larger (after 2 minutes) C : Rated capacitance (µF) ; V : Rated voltage (V) (20°C)									
Tangent of loss angle (tanδ)	Rated voltage (V)									
		4	6.3	10	16	25	35	50		
tanδ (max.)	φ3	0.42	0.30	0.24	0.22	0.16	0.14	0.12		
	φ4 to φ6.3	0.42	0.28	0.24	0.20	0.14	0.12	0.10		
Characteristics at high and low temperature	Rated voltage(V)									
	Impedance ratio (max.)	φ3	Z-25°C/Z+20°C	4	6.3	10	16	25	35	50
			Z-40°C/Z+20°C	7	4	3	2	2	2	2
	φ4 to φ6.3	Z-25°C/Z+20°C	7	3	3	2	2	2	2	
Z-40°C/Z+20°C		15	8	5	4	3	3	3		
Endurance (85°C) (Applied ripple current)	Test time									
	2000 hours (φ3 : 1000 hours)									
	Leakage current									
	The initial specified value or less									
Percentage of capacitance change										
Within ±20% of initial value (4WV : ±30%)										
Tangent of the loss angle										
200% or less of the initial specified value (4WV : 300%)										
Shelf life (85°C)	Test time : 1000hours ; other items are the same as those for the endurance. Voltage application treatment : According to JIS C5101-1									
Applicable standards	JIS C5101-1 1998, -18 1999 (IEC 60384-1 1992, -18 1993)									

Outline Drawing

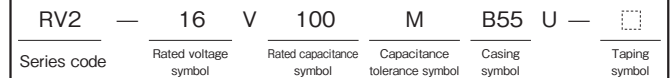


Coefficient of Frequency for Rated Ripple Current

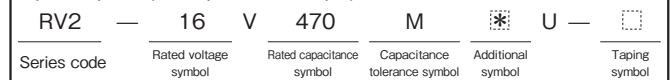
Rated voltage (V)	Frequency (Hz)			
	50 · 60	120	1k	10k · 100k
4 to 16	0.80	1	1.15	1.25
25 to 35	0.80	1	1.25	1.40
50	0.80	1	1.35	1.50

Part numbering system

• φ3 (example : 16V10µF)



• φ4 to φ6.3 (example : 16V47µF)



*Should add "S", when there is a black point in standard ratings.

- Soldering conditions are described on page 13.
- Land pattern size are described on page 11.
- The taping specifications are described on page 14.

Standard Ratings

Rated voltage (V)	4				6.3				10				16				25				35				50			
	Case	Casing	ESR	Rated ripple current	Case	Casing	ESR	Rated ripple current	Case	Casing	ESR	Rated ripple current	Case	Casing	ESR	Rated ripple current	Case	Casing	ESR	Rated ripple current	Case	Casing	ESR	Rated ripple current				
0.1	—	—	—	—	—	—	—	—	—	—	—	—	—	—	—	—	—	—	—	—	—	—	—	—	—			
0.22	—	—	—	—	—	—	—	—	—	—	—	—	—	—	—	—	—	—	—	—	—	—	—	—	—			
0.33	—	—	—	—	—	—	—	—	—	—	—	—	—	—	—	—	—	—	—	—	—	—	—	—	—			
0.47	—	—	—	—	—	—	—	—	—	—	—	—	—	—	—	—	—	—	—	—	—	—	—	—	—			
1	—	—	—	—	—	—	—	—	—	—	—	—	—	—	—	—	—	—	—	—	—	—	—	—	—			
2.2	—	—	—	—	—	—	—	—	—	—	—	—	—	—	—	—	3	B55	106	8	4	—	—	—	—			
3.3	—	—	—	—	—	—	—	—	—	—	—	—	—	—	—	—	3	B55	70	9	4	—	—	—	—			
4.7	—	—	—	—	—	—	—	—	—	—	—	—	—	—	—	—	3	B55	57	11	4	—	42	20	5	—		
																	4	—	49	19	—	—	—	—	—			
10	—	—	—	—	—	—	—	4	—	40	23	3	B55	37	18	5	—	23	32	5	—	20	34	6.3	—			
																	4	—	33	26	—	—	—	—	—			
22	3	B55	32	14	4	—	21	31	5	—	18	39	5	—	15	44	6.3	—	11	55	6.3	—	9.1	59	—			
33	4	—	21	31	5	—	14	44	5	—	12	48	6.3	—	10	63	6.3	—	7.0	67	—	—	—	—	—			
47	4	—	15	37	5	—	10	52	6.3	—	8.5	67	6.3	—	7.1	75	—	—	—	—	—	—	—	—	—			
100	5	—	7.0	63	6.3	—	5.0	89	6.3	—	4.0	98	6.3	—	3.3	103	—	—	—	—	—	—	—	—	—			
220	6.3	—	3.2	110	—	—	—	—	—	—	—	—	—	—	—	—	—	—	—	—	—	—	—	—	—			

(Note) Rated ripple current : 85°C, 120Hz ; ESR : 20°C, 120Hz

NOTE

Design, Specifications are subject to change without notice.
Ask factory for technical specifications before purchase and/or use.

X-ON Electronics

Largest Supplier of Electrical and Electronic Components

Click to view similar products for [Aluminium Electrolytic Capacitors - SMD category](#):

Click to view products by [Taiyo Yuden manufacturer](#):

Other Similar products are found below :

[ULV2H4R7MNL1GS](#) [ULV2H1R8MNL1GS](#) [EMZA500ARA221MJA0G](#) [MAL214099813E3](#) [CA025M4R70REB-0405](#)
[UCX1V471MNQ1MS](#) [10SVP120M](#) [DV100M050C055ETR](#) [RVJ-50V101MH10U-R](#) [AEH1012471M016R](#) [MAL213967339E3](#)
[GVT1C337M0608CNVC](#) [EMK1EM331FB0D00R](#) [EMF1CM221FB0D00R](#) [EMF1CM331FB0D00R](#) [EMF1CM471FB0D00R](#)
[EMK1JM101GB0D00R](#) [EMK1AM102GB0D00R](#) [EMK1HM221GB0D00R](#) [DV221M6R3E055ETR](#) [DV221M025E077ETR](#)
[RV331M025F105ETR](#) [RVT1A101M0505](#) [GVZ1H101M0607](#) [CK1E100M0405](#) [GVM1E331M0607](#) [VT10UF100V167RV0127](#)
[VT100UF16V167RV0124](#) [CS100UF35V167RV0155](#) [CK220UF16V167RV0142](#) [VT10UF16V167RV0128](#) [VT22UF35V167RV0131](#)
[CS470UF10V167RV0150](#) [CK100UF16V167RV0138](#) [CK220UF10V167RV0141](#) [RVT330UF25V167RV0055](#) [VT470UF16V167RV0135](#)
[CS100UF10V167RV0144](#) [126RV0017](#) [VT47UF35V167RV0137](#) [CS220UF35V167RV0148](#) [126RV0010](#) [126RV0009](#)
[VT220UF25V167RV160](#) [VT220UF16V167RV0088](#) [126RV0012](#) [126RV0011](#) [126RV0013](#) [126RV0018](#) [126RV0008](#)