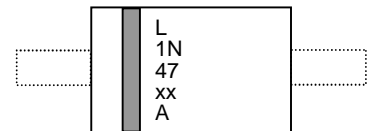


1 Watt DO-41 Hermetically Sealed Glass Zener Voltage Regulators


 AXIAL LEAD
 DO41

Maximum Ratings

Rating	Symbol	Value	Units
Maximum Steady State Power Dissipation @TL≤50°C, Lead Length = 3/8"	P _D	1	W
Derate Above 50°C		6.67	mW/°C
Operating and Storage Temperature Range	T _J , T _{stg}	-65 to +200	°C



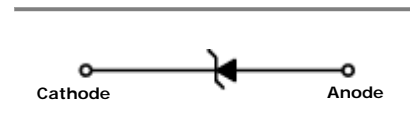
L = Logo
 1N47xxA = Device Code

Specification Features:

- § Zener Voltage Range = 3.3V to 75V
- § ESD Rating of Class 3 (>6 KV) per Human Body Model
- § DO-41 Package (DO-204AL)
- § Double Slug Type Construction
- § Former Metallurgical Bonded Construction
- § Oxide Passivated Die
- § RoHS Compliant and Halogen Free
- § Solder Hot Dip Tin (Sn) Lead Finish

Specification Features:

- Case** : Double slug type, hermetically sealed glass
- Finish** : All external surfaces are corrosion resistant and leads are readily solderable
- Polarity** : Cathode indicated by polarity band
- Mounting**: Any



ELECTRICAL CHARACTERISTICS ($T_A = 25^\circ\text{C}$ unless otherwise noted.)

Device (Note 1.)	Device Marking	Zener Voltage (Note 2 & 3.)				Zener Impedance (Note 4.)			Leakage Current	
		V_Z (Volts)			$@I_{ZT}$	Z_{ZT} @ I_{ZT}	Z_{ZK} @ I_{ZK}		I_R @ V_R	
		Min	Nom	Max	(mA)	(Ω)	(Ω)	(mA)	(μA Max)	(Volts)
1N4728A	1N4728A	3.135	3.3	3.465	76	10	400	1	100	1
1N4729A	1N4729A	3.420	3.6	3.780	69	10	400	1	100	1
1N4730A	1N4730A	3.705	3.9	4.095	64	9	400	1	50	1
1N4731A	1N4731A	4.085	4.3	4.515	58	9	400	1	10	1
1N4732A	1N4732A	4.465	4.7	4.935	53	8	500	1	10	1
1N4733A	1N4733A	4.845	5.1	5.355	49	7	550	1	10	1
1N4734A	1N4734A	5.320	5.6	5.880	45	5	600	1	10	2
1N4735A	1N4735A	5.890	6.2	6.510	41	2	700	1	10	3
1N4736A	1N4736A	6.460	6.8	7.140	37	3.5	700	1	10	4
1N4737A	1N4737A	7.125	7.5	7.875	34	4	700	0.5	10	5
1N4738A	1N4738A	7.790	8.2	8.610	31	4.5	700	0.5	10	6
1N4739A	1N4739A	8.645	9.1	9.555	28	5	700	0.5	10	7
1N4740A	1N4740A	9.500	10	10.50	25	7	700	0.25	10	7.6
1N4741A	1N4741A	10.45	11	11.55	23	8	700	0.25	5	8.4
1N4742A	1N4742A	11.40	12	12.60	21	9	700	0.25	5	9.1
1N4743A	1N4743A	12.35	13	13.65	19	10	700	0.25	5	9.9
1N4744A	1N4744A	14.25	15	15.75	17	14	700	0.25	5	11.4
1N4745A	1N4745A	15.20	16	16.80	15.5	16	700	0.25	5	12.2
1N4746A	1N4746A	17.10	18	18.90	14	20	750	0.25	5	13.7
1N4747A	1N4747A	19.00	20	21.00	12.5	22	750	0.25	5	15.2
1N4748A	1N4748A	20.90	22	23.10	11.5	23	750	0.25	5	16.7
1N4749A	1N4749A	22.80	24	25.20	10.5	25	750	0.25	5	18.2
1N4750A	1N4750A	25.65	27	28.35	9.5	35	750	0.25	5	20.6
1N4751A	1N4751A	28.50	30	31.50	8.5	40	1000	0.25	5	22.8
1N4752A	1N4752A	31.35	33	34.65	7.5	45	1000	0.25	5	25.1
1N4753A	1N4753A	34.20	36	37.80	7	50	1000	0.25	5	27.4
1N4754A	1N4754A	37.05	39	40.95	6.5	60	1000	0.25	5	29.7
1N4755A	1N4755A	40.85	43	45.15	6	70	1500	0.25	5	32.7
1N4756A	1N4756A	44.65	47	49.35	5.5	80	1500	0.25	5	35.8
1N4757A	1N4757A	48.45	51	53.55	5	95	1500	0.25	5	38.8
1N4758A	1N4758A	53.20	56	58.80	4.5	110	2000	0.25	5	42.6
1N4759A	1N4759A	58.90	62	65.10	4	125	2000	0.25	5	47.1
1N4760A	1N4760A	64.60	68	71.40	3.7	150	2000	0.25	5	51.7
1N4761A	1N4761A	71.25	75	78.75	3.3	175	2000	0.25	5	56.0

$V_F = 1.2\text{V}$ Max @ $I_F = 200\text{mA}$ for 30V below types, $V_F = 2.0\text{V}$ Max @ $I_F = 200\text{mA}$ for 30~56V types, and $V_F = 3.0\text{V}$ Max @ $I_F = 200\text{mA}$ for 60V above types

1. TOLERANCE AND TYPE NUMBER DESIGNATION (V_Z)

The type numbers listed have a standard tolerance on the nominal zener voltage of $\pm 5\%$.

2. SPECIALS AVAILABLE INCLUDE

Nominal zener voltages between the voltages shown and tighter voltage, for detailed information on price, availability and delivery, contact you nearest Tak Cheong representative.

3. ZENER VOLTAGE (V_Z) MEASUREMENT

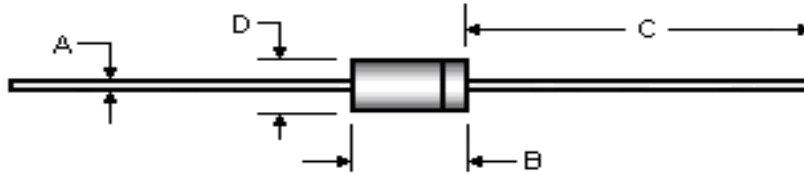
The zener voltage (V_Z) is tested under pulse condition. The measured V_Z is guaranteed to be within specification with device junction in thermal equilibrium.

4. ZENER IMPEDANCE (Z_z) DERIVATION

The zener impedance is derived from the 60 cycle AC voltage, which results when an AC current having an RMS value equal to 10% of the DC zener current (I_{ZT} or I_{ZK}) is superimposed on I_{ZT} or I_{ZK} .

Package Outline

Case Outline



DIM	DO-41			
	Millimeters		Inches	
	Min	Max	Min	Max
A	0.68	0.81	0.027	0.032
B	3.70	4.25	0.146	0.167
C	25.40	---	1.000	---
D	2.10	2.60	0.083	0.102

X-ON Electronics

Largest Supplier of Electrical and Electronic Components

Click to view similar products for [Zener Diodes](#) category:

Click to view products by [Tak Cheong](#) manufacturer:

Other Similar products are found below :

[RKZ13B2KG#P1](#) [DL5234B](#) [EDZTE6113B](#) [1N4682](#) [1N4691](#) [1N4693](#) [1N4732A](#) [1N4736A](#) [1N4750A](#) [1N4759ARL](#) [1N5241B](#) [1N5365B](#)
[1N5369B](#) [1N747A](#) [1N959B](#) [1N964B](#) [1N966B](#) [1N968B](#) [1N972B](#) [NTE5121A](#) [NTE5147A](#) [NTE5152A](#) [NTE5155A](#) [NTE5164A](#)
[JANS1N4974US](#) [1N4692](#) [1N4700](#) [1N4702](#) [1N4704](#) [1N4711](#) [1N4714](#) [1N4737A](#) [1N4745ARL](#) [1N4752A](#) [1N4752ARL](#) [1N4760ARL](#)
[1N5221B](#) [1N5236B](#) [1N5241BTR](#) [1N5242BTR](#) [1N5350B](#) [1N5352B](#) [1N961BRR1](#) [1N964BRL](#) [RKZ5.1BKU#P6](#) [3SMAJ5946B-TP](#)
[3SMAJ5950B-TP](#) [3SMBJ5925B-TP](#) [441774C](#) [BZX84C3V9](#)