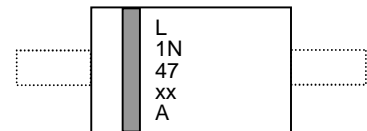


## 1 Watt DO-41 Hermetically Sealed Glass Zener Voltage Regulators


 AXIAL LEAD  
 DO41

### Maximum Ratings

Rating	Symbol	Value	Units
Maximum Steady State Power Dissipation @TL≤50°C, Lead Length = 3/8"	P <sub>D</sub>	1	W
Derate Above 50°C		6.67	mW/°C
Operating and Storage Temperature Range	T <sub>J</sub> , T <sub>stg</sub>	-65 to +200	°C



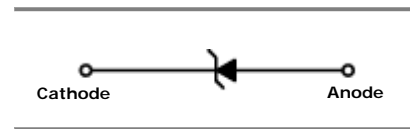
L = Logo  
 1N47xxA = Device Code

### Specification Features:

- § Zener Voltage Range = 3.3V to 75V
- § ESD Rating of Class 3 (>6 KV) per Human Body Model
- § DO-41 Package (DO-204AL)
- § Double Slug Type Construction
- § Former Metallurgical Bonded Construction
- § Oxide Passivated Die
- § RoHS Compliant and Halogen Free
- § Solder Hot Dip Tin (Sn) Lead Finish

### Specification Features:

- Case** : Double slug type, hermetically sealed glass
- Finish** : All external surfaces are corrosion resistant and leads are readily solderable
- Polarity** : Cathode indicated by polarity band
- Mounting**: Any



**ELECTRICAL CHARACTERISTICS** ( $T_A = 25^\circ\text{C}$  unless otherwise noted.)

Device (Note 1.)	Device Marking	Zener Voltage (Note 2 & 3.)				Zener Impedance (Note 4.)			Leakage Current	
		$V_Z$ (Volts)			$@I_{ZT}$	$Z_{ZT}$ @ $I_{ZT}$	$Z_{ZK}$ @ $I_{ZK}$		$I_R$ @ $V_R$	
		Min	Nom	Max	(mA)	( $\Omega$ )	( $\Omega$ )	(mA)	( $\mu\text{A}$ Max)	(Volts)
1N4728A	1N4728A	3.135	3.3	3.465	76	10	400	1	100	1
1N4729A	1N4729A	3.420	3.6	3.780	69	10	400	1	100	1
1N4730A	1N4730A	3.705	3.9	4.095	64	9	400	1	50	1
1N4731A	1N4731A	4.085	4.3	4.515	58	9	400	1	10	1
1N4732A	1N4732A	4.465	4.7	4.935	53	8	500	1	10	1
1N4733A	1N4733A	4.845	5.1	5.355	49	7	550	1	10	1
1N4734A	1N4734A	5.320	5.6	5.880	45	5	600	1	10	2
1N4735A	1N4735A	5.890	6.2	6.510	41	2	700	1	10	3
1N4736A	1N4736A	6.460	6.8	7.140	37	3.5	700	1	10	4
1N4737A	1N4737A	7.125	7.5	7.875	34	4	700	0.5	10	5
1N4738A	1N4738A	7.790	8.2	8.610	31	4.5	700	0.5	10	6
1N4739A	1N4739A	8.645	9.1	9.555	28	5	700	0.5	10	7
1N4740A	1N4740A	9.500	10	10.50	25	7	700	0.25	10	7.6
1N4741A	1N4741A	10.45	11	11.55	23	8	700	0.25	5	8.4
1N4742A	1N4742A	11.40	12	12.60	21	9	700	0.25	5	9.1
1N4743A	1N4743A	12.35	13	13.65	19	10	700	0.25	5	9.9
1N4744A	1N4744A	14.25	15	15.75	17	14	700	0.25	5	11.4
1N4745A	1N4745A	15.20	16	16.80	15.5	16	700	0.25	5	12.2
1N4746A	1N4746A	17.10	18	18.90	14	20	750	0.25	5	13.7
1N4747A	1N4747A	19.00	20	21.00	12.5	22	750	0.25	5	15.2
1N4748A	1N4748A	20.90	22	23.10	11.5	23	750	0.25	5	16.7
1N4749A	1N4749A	22.80	24	25.20	10.5	25	750	0.25	5	18.2
1N4750A	1N4750A	25.65	27	28.35	9.5	35	750	0.25	5	20.6
1N4751A	1N4751A	28.50	30	31.50	8.5	40	1000	0.25	5	22.8
1N4752A	1N4752A	31.35	33	34.65	7.5	45	1000	0.25	5	25.1
1N4753A	1N4753A	34.20	36	37.80	7	50	1000	0.25	5	27.4
1N4754A	1N4754A	37.05	39	40.95	6.5	60	1000	0.25	5	29.7
1N4755A	1N4755A	40.85	43	45.15	6	70	1500	0.25	5	32.7
1N4756A	1N4756A	44.65	47	49.35	5.5	80	1500	0.25	5	35.8
1N4757A	1N4757A	48.45	51	53.55	5	95	1500	0.25	5	38.8
1N4758A	1N4758A	53.20	56	58.80	4.5	110	2000	0.25	5	42.6
1N4759A	1N4759A	58.90	62	65.10	4	125	2000	0.25	5	47.1
1N4760A	1N4760A	64.60	68	71.40	3.7	150	2000	0.25	5	51.7
1N4761A	1N4761A	71.25	75	78.75	3.3	175	2000	0.25	5	56.0

$V_F = 1.2\text{V}$  Max @ $I_F = 200\text{mA}$  for 30V below types,  $V_F = 2.0\text{V}$  Max @ $I_F = 200\text{mA}$  for 30~56V types, and  $V_F = 3.0\text{V}$  Max @ $I_F = 200\text{mA}$  for 60V above types

**1. TOLERANCE AND TYPE NUMBER DESIGNATION ( $V_Z$ )**

The type numbers listed have a standard tolerance on the nominal zener voltage of  $\pm 5\%$ .

**2. SPECIALS AVAILABLE INCLUDE**

Nominal zener voltages between the voltages shown and tighter voltage, for detailed information on price, availability and delivery, contact you nearest Tak Cheong representative.

**3. ZENER VOLTAGE ( $V_Z$ ) MEASUREMENT**

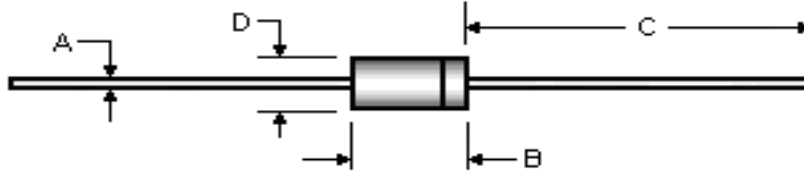
The zener voltage ( $V_Z$ ) is tested under pulse condition. The measured  $V_Z$  is guaranteed to be within specification with device junction in thermal equilibrium.

#### 4. ZENER IMPEDANCE ( $Z_z$ ) DERIVATION

The zener impedance is derived from the 60 cycle AC voltage, which results when an AC current having an RMS value equal to 10% of the DC zener current ( $I_{ZT}$  or  $I_{ZK}$ ) is superimposed on  $I_{ZT}$  or  $I_{ZK}$ .

### Package Outline

#### Case Outline



DIM	DO-41			
	Millimeters		Inches	
	Min	Max	Min	Max
A	0.68	0.81	0.027	0.032
B	3.70	4.25	0.146	0.167
C	25.40	---	1.000	---
D	2.10	2.60	0.083	0.102

## X-ON Electronics

Largest Supplier of Electrical and Electronic Components

*Click to view similar products for [Zener Diodes](#) category:*

*Click to view products by [Tak Cheong](#) manufacturer:*

Other Similar products are found below :

[RKZ13B2KG#P1](#) [DL5234B](#) [EDZTE6113B](#) [1N4682](#) [1N4691](#) [1N4693](#) [1N4732A](#) [1N4736A](#) [1N4750A](#) [1N4759ARL](#) [1N5241B](#) [1N5365B](#)  
[1N5369B](#) [1N747A](#) [1N959B](#) [1N964B](#) [1N966B](#) [1N968B](#) [1N972B](#) [NTE5121A](#) [NTE5147A](#) [NTE5152A](#) [NTE5155A](#) [NTE5164A](#)  
[JANS1N4974US](#) [1N4692](#) [1N4700](#) [1N4702](#) [1N4704](#) [1N4711](#) [1N4714](#) [1N4737A](#) [1N4745ARL](#) [1N4752A](#) [1N4752ARL](#) [1N4760ARL](#)  
[1N5221B](#) [1N5236B](#) [1N5241BTR](#) [1N5242BTR](#) [1N5350B](#) [1N5352B](#) [1N961BRR1](#) [1N964BRL](#) [RKZ5.1BKU#P6](#) [3SMAJ5946B-TP](#)  
[3SMAJ5950B-TP](#) [3SMBJ5925B-TP](#) [441774C](#) [BZX84C3V9](#)