


200mW SOD-323 SURFACE MOUNT Small Outline Flat Lead Plastic Package Zener Voltage Regulators

Green Product



SOD-323 Flat Lead

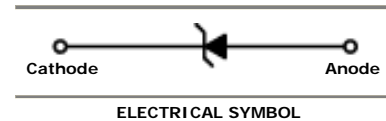
Absolute Maximum Ratings $T_A = 25^\circ\text{C}$ unless otherwise noted

Symbol	Parameter	Value	Units
P_D	Power Dissipation	200	mW
T_{STG}	Storage Temperature Range	-65 to +150	$^\circ\text{C}$
T_{OPR}	Operating Temperature Range	-65 to +150	$^\circ\text{C}$

These ratings are limiting values above which the serviceability of the diode may be impaired.

Specification Features:

- Wide Zener Voltage Range Selection, 2.0V to 75V
- VZ Tolerance Selection of $\pm 2\%$ (B Series)
- Flat Lead SOD-323 Small Outline Plastic Package
- Surface Device Type Mounting
- RoHS Compliant
- Green EMC
- Matte Tin(Sn) Lead Finish
- Band Indicates Cathode



Electrical Characteristics $T_A = 25^\circ\text{C}$ unless otherwise noted

Device Type	Device Marking	$V_Z @ I_{ZT}$ (Volts)			I_{ZT} (mA)	$Z_{ZT} @ I_{ZT}$ (Ω) Max	I_{ZK} (mA)	$Z_{ZK} @ I_{ZK}$ (Ω) Max	$I_R @ V_R$ (μA) Max	V_R (Volts)
		Min	Nom	Max						
MM3Z2V0BW	+Z	1.95	2.0	2.05	5	100	1	564	120	0.5
MM3Z2V2BW	\perp Z	2.14	2.2	2.26	5	100	1	564	120	0.7
MM3Z2V4BW	0Z	2.35	2.4	2.45	5	100	1	564	45	1
MM3Z2V7BW	1Z	2.65	2.7	2.75	5	100	1	564	18	1
MM3Z3V0BW	2Z	2.94	3.0	3.06	5	100	1	564	9	1
MM3Z3V3BW	3Z	3.23	3.3	3.37	5	95	1	564	4.5	1
MM3Z3V6BW	4Z	3.53	3.6	3.67	5	90	1	564	4.5	1
MM3Z3V9BW	5Z	3.82	3.9	3.98	5	90	1	564	2.7	1
MM3Z4V3BW	6Z	4.21	4.3	4.39	5	90	1	564	2.7	1
MM3Z4V7BW	7Z	4.61	4.7	4.79	5	80	1	470	2.7	2
MM3Z5V1BW	8Z	5.00	5.1	5.20	5	60	1	451	1.8	2
MM3Z5V6BW	9Z	5.49	5.6	5.71	5	40	1	376	0.9	2
MM3Z6V2BW	AZ	6.08	6.2	6.32	5	10	1	141	2.7	4
MM3Z6V8BW	BZ	6.66	6.8	6.94	5	15	1	75	1.8	4
MM3Z7V5BW	CZ	7.35	7.5	7.65	5	15	1	75	0.9	5
MM3Z8V2BW	DZ	8.04	8.2	8.36	5	15	1	75	0.63	5
MM3Z9V1BW	EZ	8.92	9.1	9.28	5	15	1	94	0.45	6
MM3Z10VBW	FZ	9.80	10	10.20	5	20	1	141	0.18	7
MM3Z11VBW	GZ	10.78	11	11.22	5	20	1	141	0.09	8
MM3Z12VBW	HZ	11.76	12	12.24	5	25	1	141	0.09	8
MM3Z13VBW	JZ	12.74	13	13.26	5	30	1	160	0.09	8
MM3Z15VBW	KZ	14.70	15	15.30	5	30	1	188	0.045	10.5

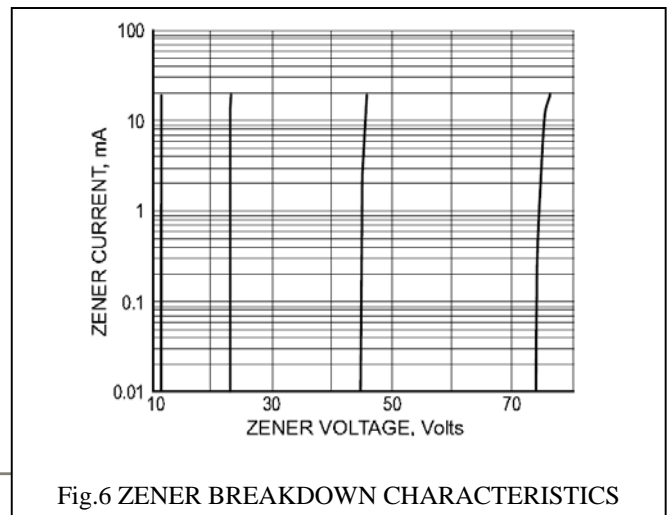
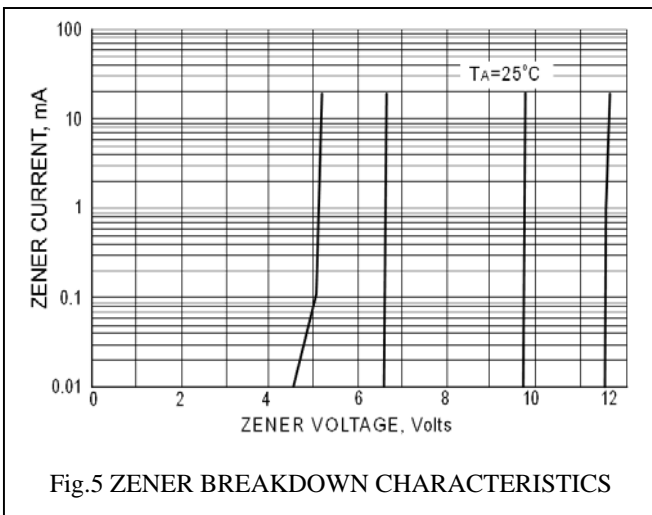
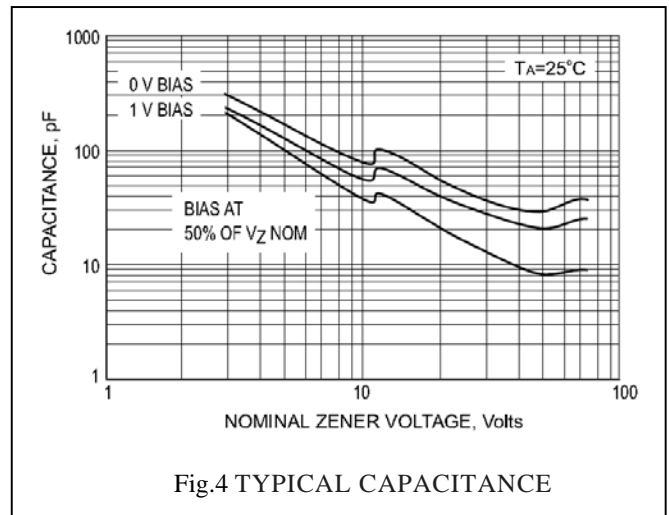
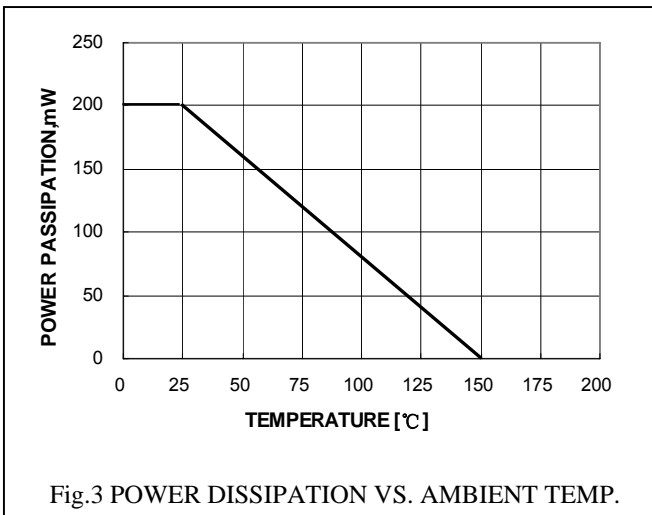
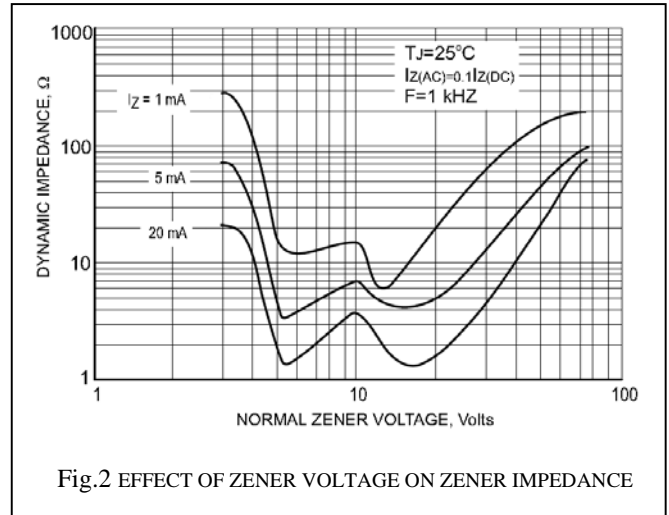
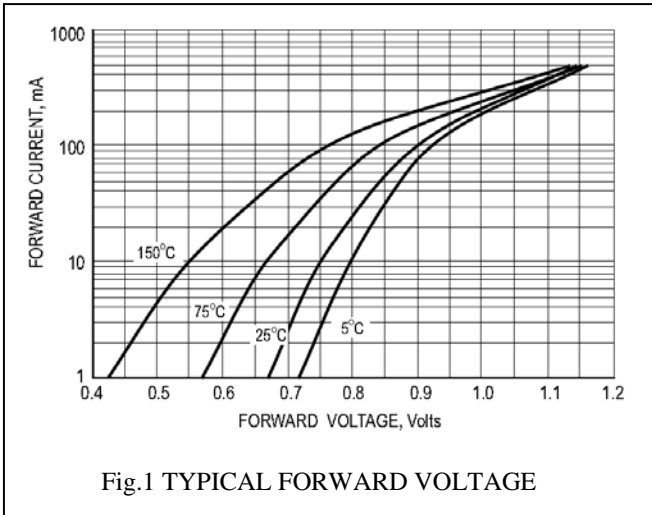
Electrical Characteristics $T_A = 25^\circ\text{C}$ unless otherwise noted

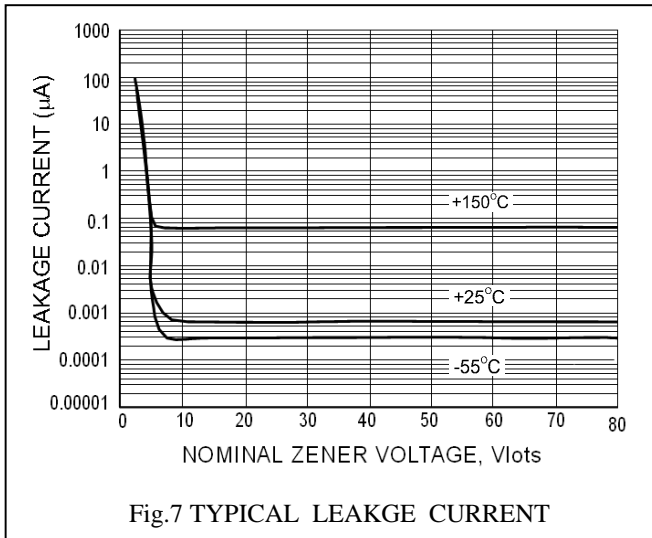
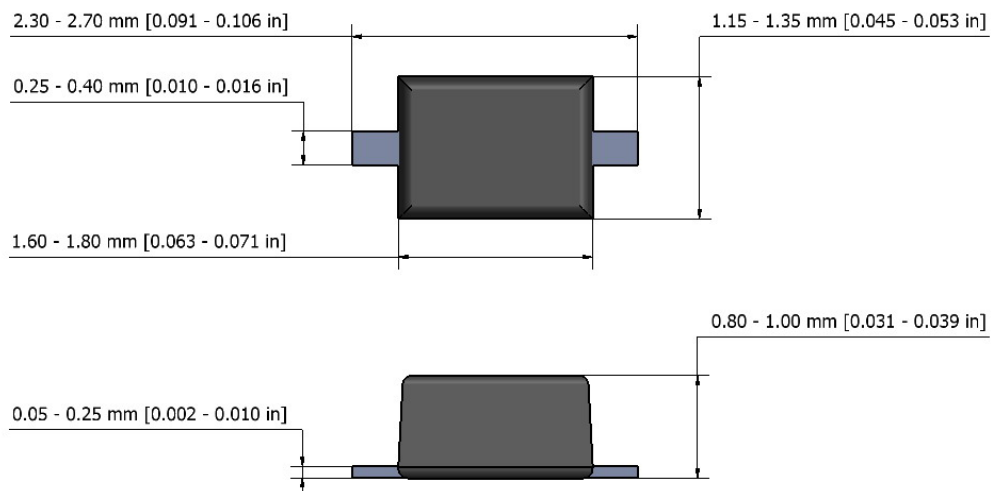
Device Type	Device Marking	$V_Z @ I_{ZT}$ (Volts)			I_{ZT} (mA)	$Z_{ZT} @ I_{ZT}$ (Ω) Max	I_{ZK} (mA)	$Z_{ZK} @ I_{ZK}$ (Ω) Max	$I_R @ V_R$ (μA) Max	V_R (Volts)
		Min	Nom	Max						
MM3Z16VBW	LZ	15.68	16	16.32	5	40	1	188	0.045	11.2
MM3Z18VBW	MZ	17.64	18	18.36	5	45	1	212	0.045	12.6
MM3Z20VBW	NZ	19.60	20	20.40	5	55	1	212	0.045	14.0
MM3Z22VBW	PZ	21.56	22	22.44	5	55	1	235	0.045	15.4
MM3Z24VBW	RZ	23.52	24	24.48	5	70	1	235	0.045	16.8
MM3Z27VBW	SZ	26.46	27	27.54	2	80	0.5	282	0.045	18.9
MM3Z30VBW	TZ	29.40	30	30.60	2	80	0.5	282	0.045	21.0
MM3Z33VBW	UZ	32.34	33	33.66	2	80	0.5	306	0.045	23.0
MM3Z36VBW	VZ	35.28	36	36.72	2	90	0.5	329	0.045	25.2
MM3Z39VBW	WZ	38.22	39	39.78	2	130	0.5	329	0.045	27.3
MM3Z43VBW	XZ	42.14	43	43.86	2	150	0.5	353	0.045	30.1
MM3Z47VBW	YZ	46.06	47	47.94	2	170	0.5	353	0.045	33.0
MM3Z51VBW	-Z	49.98	51	52.02	2	180	0.5	376	0.045	35.7
MM3Z56VBW	=Z	54.88	56	57.12	2	200	0.5	400	0.045	39.2
MM3Z62VBW	≡Z	60.76	62	63.24	2	215	0.5	423	0.045	43.4
MM3Z68VBW	>Z	66.64	68	69.36	2	240	0.5	447	0.045	47.6
MM3Z75VBW	<Z	73.50	75	76.50	2	255	0.5	470	0.045	52.5

 V_F Forward Voltage = 1 V Maximum @ $I_F = 10$ mA for all types

Notes:

1. The Zener Voltage (V_Z) is tested under pulse condition of 10mS.
2. The device numbers listed have a standard tolerance on the nominal zener voltage of $\pm 2\%$.
3. For detailed information on price, availability and delivery of nominal zener voltages between the voltages shown and tighter voltage tolerances, contact your nearest Tak Cheong Electronics representative.
4. The zener impedance is derived from the 60-cycle ac voltage, which results when an ac current having an rms value equal to 10% of the dc zener current (I_{ZT} or I_{ZK}) is superimposed to I_{ZT} or I_{ZK} .

RATING AND CHARACTERISTIC CURVES



SOD-323 Package Outline

NOTES:

1. The above package outline is similar to JEITA SC-90.
2. Dimensions are exclusive of Burrs, Mold Flash & Tie Bar extrusions.

NOTICE

The information presented in this document is for reference only. Tak Cheong reserves the right to make changes without notice for the specification of the products displayed herein.

The product listed herein is designed to be used with ordinary electronic equipment or devices, and not designed to be used with equipment or devices which require high level of reliability and the malfunction of which would directly endanger human life (such as medical instruments, transportation equipment, aerospace machinery, nuclear-reactor controllers, fuel controllers and other safety devices), Tak Cheong Semiconductor Co., Ltd., or anyone on its behalf, assumes no responsibility or liability for any damages resulting from such improper use of sale.

This publication supersedes & replaces all information previously supplied. For additional information, please visit our website <http://www.takcheong.com>, or consult your nearest Tak Cheong's sales office for further assistance.

X-ON Electronics

Largest Supplier of Electrical and Electronic Components

Click to view similar products for [Zener Diodes](#) category:

Click to view products by [Tak Cheong](#) manufacturer:

Other Similar products are found below :

[RKZ13B2KG#P1](#) [DL5234B](#) [EDZTE6113B](#) [1N4682](#) [1N4691](#) [1N4693](#) [1N4732A](#) [1N4736A](#) [1N4750A](#) [1N4759ARL](#) [1N5241B](#) [1N5365B](#)
[1N5369B](#) [1N747A](#) [1N959B](#) [1N964B](#) [1N966B](#) [1N968B](#) [1N972B](#) [NTE5121A](#) [NTE5147A](#) [NTE5152A](#) [NTE5155A](#) [NTE5164A](#)
[JANS1N4974US](#) [1N4692](#) [1N4700](#) [1N4702](#) [1N4704](#) [1N4711](#) [1N4714](#) [1N4737A](#) [1N4745ARL](#) [1N4752A](#) [1N4752ARL](#) [1N4760ARL](#)
[1N5221B](#) [1N5236B](#) [1N5241BTR](#) [1N5242BTR](#) [1N5350B](#) [1N5352B](#) [1N961BRR1](#) [1N964BRL](#) [RKZ5.1BKU#P6](#) [3SMAJ5946B-TP](#)
[3SMAJ5950B-TP](#) [3SMBJ5925B-TP](#) [441774C](#) [BZX84C3V9](#)