

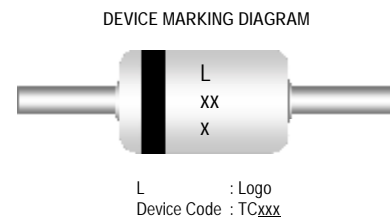
500 mW DO-35 Hermetically Sealed Glass Zener Voltage Regulators



Absolute Maximum Ratings $T_A = 25^\circ\text{C}$ unless otherwise noted

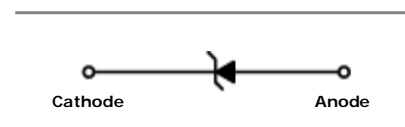
Parameter	Value	Units
Power Dissipation	500	mW
Storage Temperature Range	-65 to +175	$^\circ\text{C}$
Operating Junction Temperature	+175	$^\circ\text{C}$

These ratings are limiting values above which the serviceability of the diode may be impaired.



Specification Features:

- § Zener Voltage Range 2.0 to 75 Volts
- § DO-35 Package (JEDEC)
- § Through-Hole Device Type Mounting
- § Hermetically Sealed Glass
- § Compression Bonded Construction
- § All External Surfaces Are Corrosion Resistant And Leads Are Readily Solderable
- § RoHS Compliant
- § Solder Hot Dip Tin (Sn) Terminal Finish
- § Cathode Indicated By Polarity Band



ELECTRICAL SYMBOL

Electrical Characteristics $T_A = 25^\circ\text{C}$ unless otherwise noted

Device Type	$V_Z @ I_{ZT}$ (Volts) Nominal	I_{ZT} (mA)	$Z_{ZT} @ I_{ZT}$ (Ω) Max	$I_R @ V_R$ (μA) Max	V_R (Volts)
TC2V0	2.0	5	100	120	0.5
TC2V2	2.2	5	100	120	0.7
TC2V4	2.4	5	100	120	1
TC2V7	2.7	5	110	100	1
TC3V0	3.0	5	120	50	1
TC3V3	3.3	5	120	20	1
TC3V6	3.6	5	100	10	1
TC3V9	3.9	5	100	5	1
TC4V3	4.3	5	100	5	1
TC4V7	4.7	5	80	5	1
TC5V1	5.1	5	80	5	1.5
TC5V6	5.6	5	60	5	2.5
TC6V2	6.2	5	60	5	3
TC6V8	6.8	5	20	2	3.5
TC7V5	7.5	5	20	0.5	4
TC8V2	8.2	5	20	0.5	5
TC9V1	9.1	5	25	0.5	6
TC10V	10	5	30	0.2	7
TC11V	11	5	30	0.2	8
TC12V	12	5	30	0.2	9

Electrical Characteristics $T_A = 25^\circ\text{C}$ unless otherwise noted

Device Type	$V_Z @ I_{ZT}$ (Volts) Nominal	I_{ZT} (mA)	$Z_{ZT} @ I_{ZT}$ (Ω) Max	$I_R @ V_R$ (μA) Max	V_R (Volts)
TC13V	13	5	35	0.2	10
TC15V	15	5	40	0.2	11
TC16V	16	5	40	0.2	12
TC18V	18	5	45	0.2	13
TC20V	20	5	45	0.2	15
TC22V	22	5	30	0.2	17
TC24V	24	5	35	0.2	19
TC27V	27	2	45	0.2	21
TC30V	30	2	55	0.2	23
TC33V	33	2	65	0.2	25
TC36V	36	2	75	0.2	27
TC39V	39	2	85	0.2	30
TC43V	43	2	90	0.2	33
TC47V	47	2	90	0.2	36
TC51V	51	2	110	0.2	39
TC56V	56	2	110	0.2	43
TC62V	62	2	201	0.2	47
TC68V	68	2	230	0.2	51
TC75V	75	2	240	0.2	56

V_F Forward Voltage = 1.2 V Maximum @ $I_F = 200$ mA for all types

Notes:

1. TOLERANCE AND VOLTAGE DESIGNATION

The type numbers listed have zener voltage as shown and have a standard tolerance on the nominal zener voltage of $\pm 5\%$.

2. SPECIALS AVAILABLE INCLUDE

Nominal zener voltages between the voltages shown and tighter voltage, for detailed information on price, availability and delivery, contact you nearest Tak Cheong representative.

3. ZENER VOLTAGE (V_Z) MEASUREMENT

The zener voltage is measured under pulse conditions such that T_J is no more than 2°C above T_A .

4. ZENER IMPEDANCE (Z_Z) DERIVATION

Zener impedance is derived from the 60-cycle ac voltage, which results when an ac current having an RMS value equal to 10% of the dc zener current (I_{ZT}) is superimposed to I_{ZT} .

Typical Characteristics

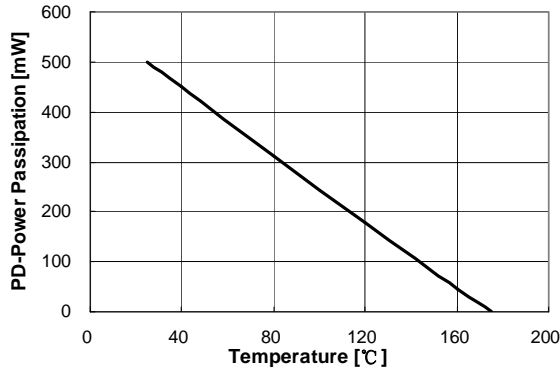


Figure 1. Power Dissipation vs Ambient Temperature
Valid provided leads at a distance of 0.8mm from case are kept at ambient temperature

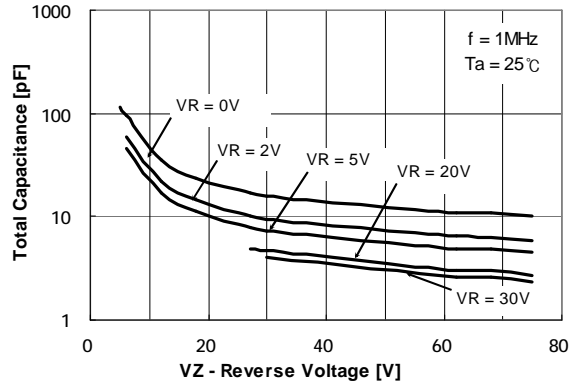


Figure 2. Total Capacitance

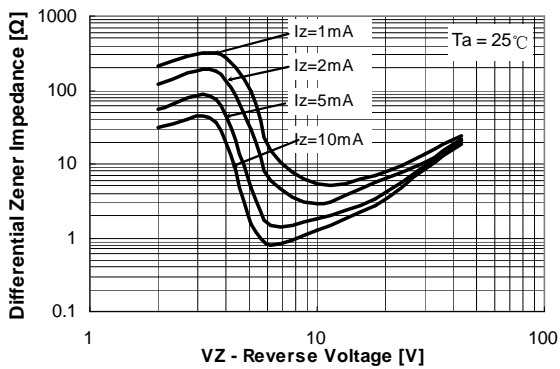


Figure 3. Differential Impedance vs. Zener Voltage

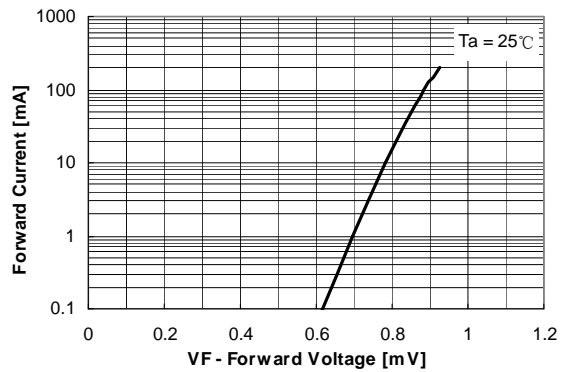


Figure 4. Forward Current vs. Forward Voltage

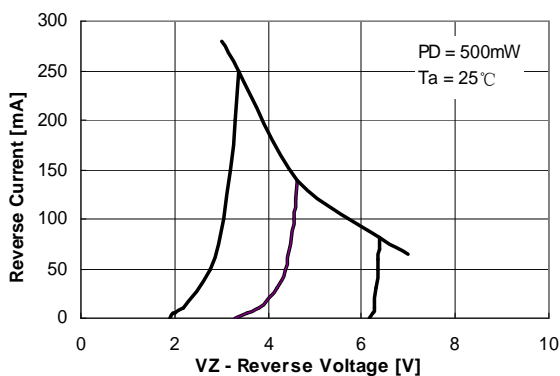


Figure 5. Reverse Current vs. Reverse Voltage

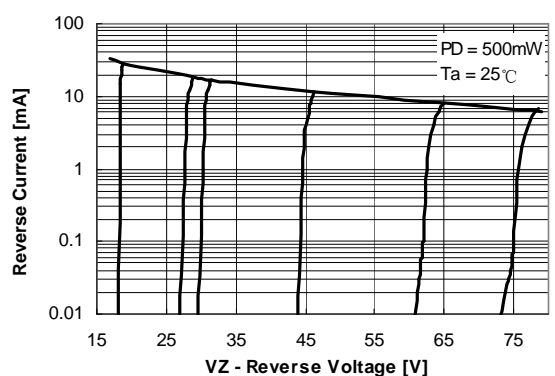
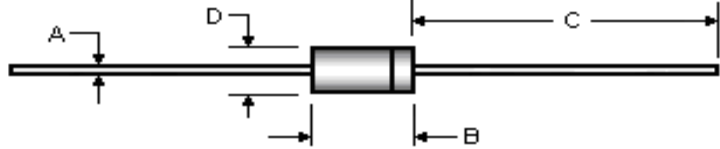


Figure 6. Reverse Current vs. Reverse Voltage

Package Outline

Package	Case Outline				
DO-35					
	DO-35				
	DIM	Millimeters		Inches	
		Min	Max	Min	Max
	A	0.46	0.55	0.018	0.022
	B	---	5.08	---	0.200
C	25.40	38.10	1.000	1.500	
D	1.53	2.28	0.060	0.090	

Notes:

1. All dimensions are within JEDEC standard.
2. DO35 polarity denoted by cathode band.

X-ON Electronics

Largest Supplier of Electrical and Electronic Components

Click to view similar products for [Zener Diodes](#) category:

Click to view products by [Tak Cheong](#) manufacturer:

Other Similar products are found below :

[RKZ13B2KG#P1](#) [DL5234B](#) [EDZTE6113B](#) [1N4682](#) [1N4691](#) [1N4693](#) [1N4732A](#) [1N4736A](#) [1N4750A](#) [1N4759ARL](#) [1N5241B](#) [1N5365B](#)
[1N5369B](#) [1N747A](#) [1N959B](#) [1N964B](#) [1N966B](#) [1N968B](#) [1N972B](#) [NTE5121A](#) [NTE5147A](#) [NTE5152A](#) [NTE5155A](#) [NTE5164A](#)
[JANS1N4974US](#) [1N4692](#) [1N4700](#) [1N4702](#) [1N4704](#) [1N4711](#) [1N4714](#) [1N4737A](#) [1N4745ARL](#) [1N4752A](#) [1N4752ARL](#) [1N4760ARL](#)
[1N5221B](#) [1N5236B](#) [1N5241BTR](#) [1N5242BTR](#) [1N5350B](#) [1N5352B](#) [1N961BRR1](#) [1N964BRL](#) [RKZ5.1BKU#P6](#) [3SMAJ5946B-TP](#)
[3SMAJ5950B-TP](#) [3SMBJ5925B-TP](#) [441774C](#) [BZX84C3V9](#)