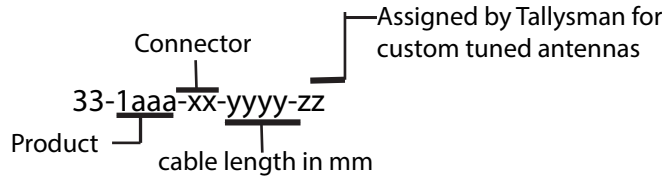


TALLYSMAN - PART NUMBER ORDERING GUIDE



For the **TW1000** Family of Products (Embedded) + TW3865 & TW3870E

Part Number Structure :



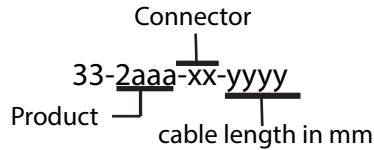
Valid Connectors

00 = SMA straight male (plug)	10 = SMA Right Angle **	20 = SMA Female
01 = TNC female	11 = Reverse polarity SMA**	21 = U.FL. Male (micro-coax cable)
02 = MCX straight male (plug)	12 = Waterproof SMA**	22 = R/A QMA**
03 = MMCX straight male (plug)	13 = SSMA **	23 = SMP**
04 = SMB straight male (plug)	14 = N-Type Female**	24 = SMC Male
05 = MCX right angle male (plug)	15 = TNC male (plug)	25 = SMC Straight Female
06 = MMCX right angle male (plug)	16 = N-Type Male**	26 = SMB Straight Female
	17 = BNC Male**	
08 = H.FL (female)** (micro-coax cable)	18 = FME**	
09 = U.FL (micro-coax cable)	19 = MMCX Female	

**** Premiums apply. Please check with your Distributor**

For the **TW2000** Family of Products

Part Number Structure :



Valid Connectors

Without Cable:

07 = SMA female (jack) bulkhead

With Cable (max length 5m):

00 = SMA straight male (plug)	10 = SMA Right Angle **	20 = SMA Female
01 = TNC female	11 = Reverse polarity SMA**	
02 = MCX straight male (plug)	12 = Waterproof SMA**	22 = R/A QMA**
03 = MMCX straight male (plug)	13 = SSMA **	23 = SMP**
04 = SMB straight male (plug)	14 = N-Type Female**	24 = SMC Male
05 = MCX right angle male (plug)	15 = TNC male (plug)	25 = SMC Straight Female
06 = MMCX right angle male (plug)	16 = N-Type Male**	26 = SMB Straight Female
	17 = BNC Male**	
	18 = FME**	
	19 = MMCX Female	

**** Premiums apply. Please check with your Distributor**

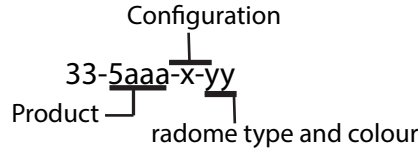
NOTE: To order any of the TW2000 antennas with NO MAGNETS, add "NM" after the Product (eg. 33-2410NM-00-3000). To add Adhesive Tape to the bottom of the same, add "AT" after the Product Name (eg. 33-2410AT-07). If you desire both, then use NMAT, eg. 33-2410NMAT-07.

TALLYSMAN - PART NUMBER ORDERING GUIDE



For the **TW5000** Family of Products

Part Number Structure :



Configuration code: x= 0 = RS232 12V; 1 = RS232 5V; 2 = CMOS 5V, 3 = CMOS, 3.3V, 5 = RS232 3.3V

Radome Codes:

00 = Dark grey Conical 10 = Dark grey low profile 01 = White Conical 11 = White low profile

For the **TW6000** Family of Products

Part Number Structure : 33-6abbcd-ee-ff-gg

a = Covered Frequencies:

0 = All GNSS frequencies + L-Band (1525 - 1559 MHz)
1 - 9 = Reserved for future use

bb = Antenna gain in dB: 35 or 50

c = Base Type

0 = Standard base
1 - 9 = Reserved for future use

d = Options

0 = No options

ee and ff = connector types:

01 = TNC Female

14 = N-Type Female **

xx = no connector

**** Premiums apply. Please check with your Distributor.**

NOTE: ff defines a second connector (requiring a custom base to be ordered)

At this time, ff defaults to "xx"

gg = radome:

01 = White Conical

11 = White Flat top

Example:

33-605000-01-xx-11 Is an antenna which covers all GNSS frequencies + L-Band, provides, 50 dB of gain, uses a standard base, has one TNC female connector and a white flat top radome.

X-ON Electronics

Largest Supplier of Electrical and Electronic Components

Click to view similar products for [tallysman wireless manufacturer](#):

Other Similar products are found below :

[33-0125-0](#) [32-0154-0](#) [TW4020-00](#) [TW3600-01](#) [TW1421-05](#)