




TAOGLAS®



Datasheet

Contact Clip Connector

Part No:
CC.001

Description:

SMD Contact Clip Connector
1mm Working height

Features:


C-Clip Connector
Board-to-Antenna Application
SMD Footprint 3.2*1.7 mm
Nominal Working Height 1mm
RoHS & Reach Compliant

1. Introduction	3
2. Specifications	4
3. Mechanical Drawing	6
4. Typical Layout	8
5. Evaluation Board Drawing	7
6. Recommended Solder Reflow	8
7. Packaging	9
<hr/>	
Changelog	10

Taoglas makes no warranties based on the accuracy or completeness of the contents of this document and reserves the right to make changes to specifications and product descriptions at any time without notice. Taoglas reserves all rights to this document and the information contained herein. Reproduction, use or disclosure to third parties without express permission is strictly prohibited.



1. Introduction

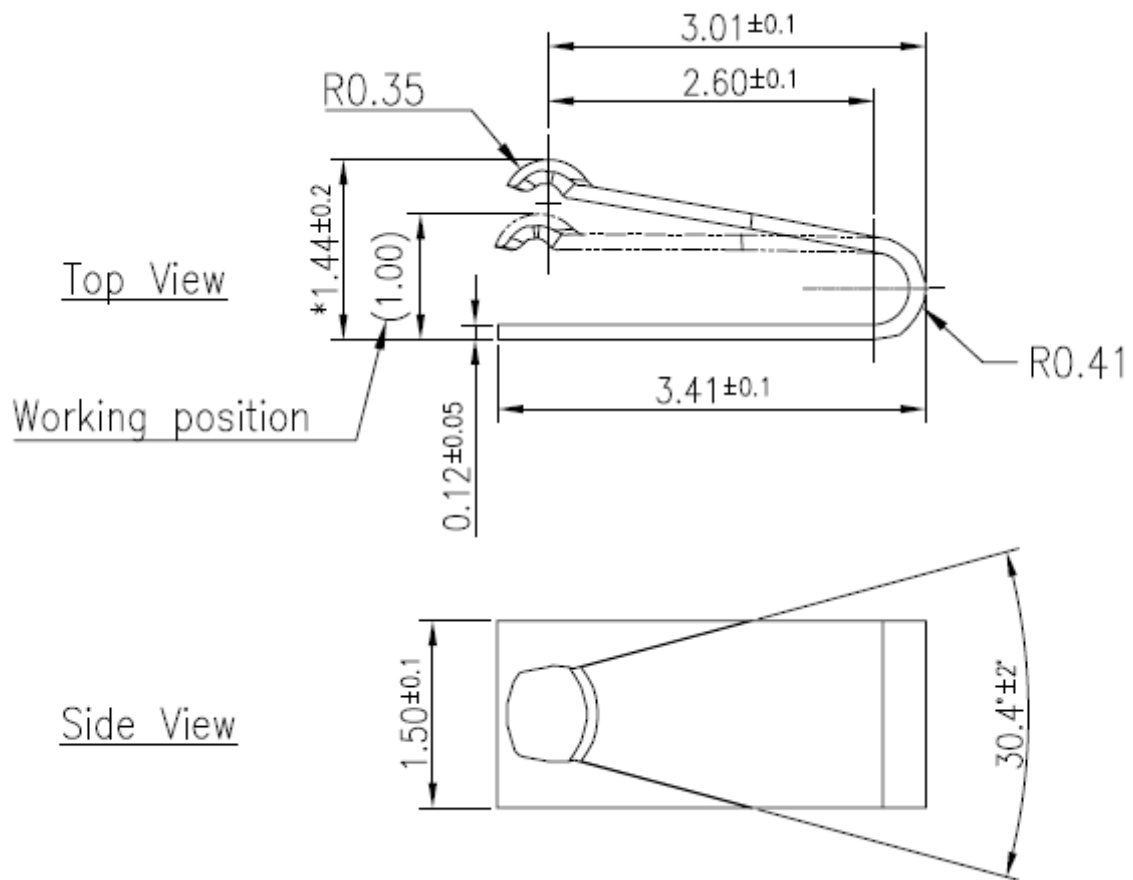


The Taoglas CC.001 Contact Clip connector is designed to be SMD mounted on a PCB as a contact bridge to antenna pads. This allows the PCB or Flex PCB antenna to be connected to the system via the Contact Clip, eliminating the need for cables and coaxial RF connectors. The spring contact provides for a positive electrical connection. Working height of the CC.001 is 1.0mm. The recommended footprint dimension is 3.2*1.7mm.

2. Specifications

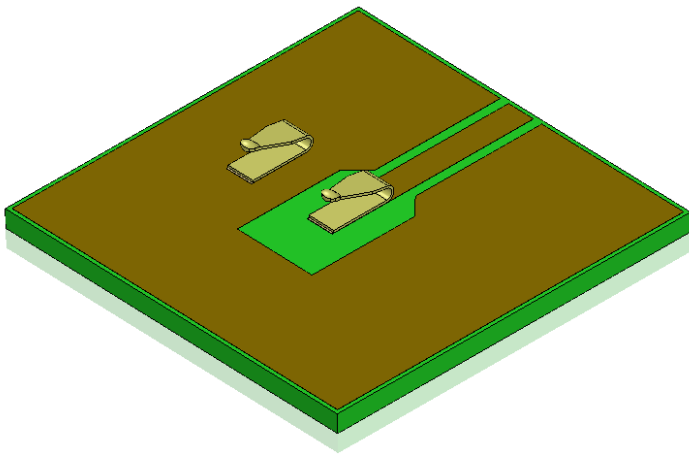
Mechanical	
Dimension	3.41*1.5*1.44mm
Material	SUS 301 EH
Finished	100% Au plated over Ni
Working Height	1mm
Environmental	
Salt Spray [ISO 9227:2012]	48 hours
Storage Temperature	-40°C to 120°C
Operating Temperature	-20°C to 70°C
Moisture Sensitivity Level (MSL)	3 (168 Hours)

3. Mechanical Drawing (Units: mm)

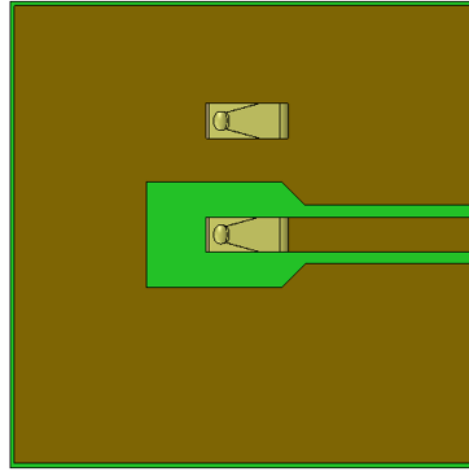


4. Typical Layout

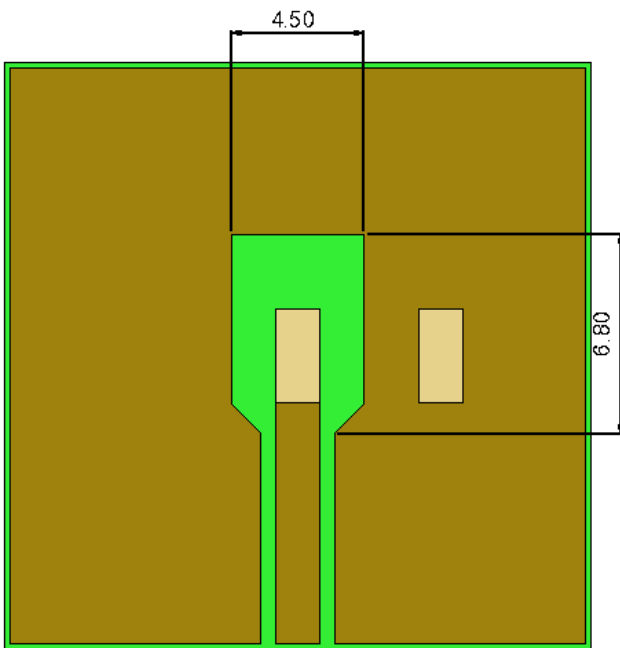
Typical Implementation:



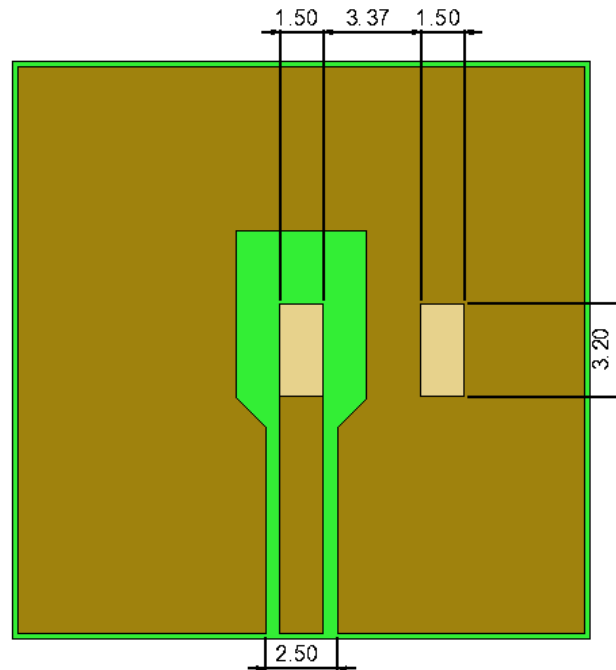
Recommended Clip Positioning:



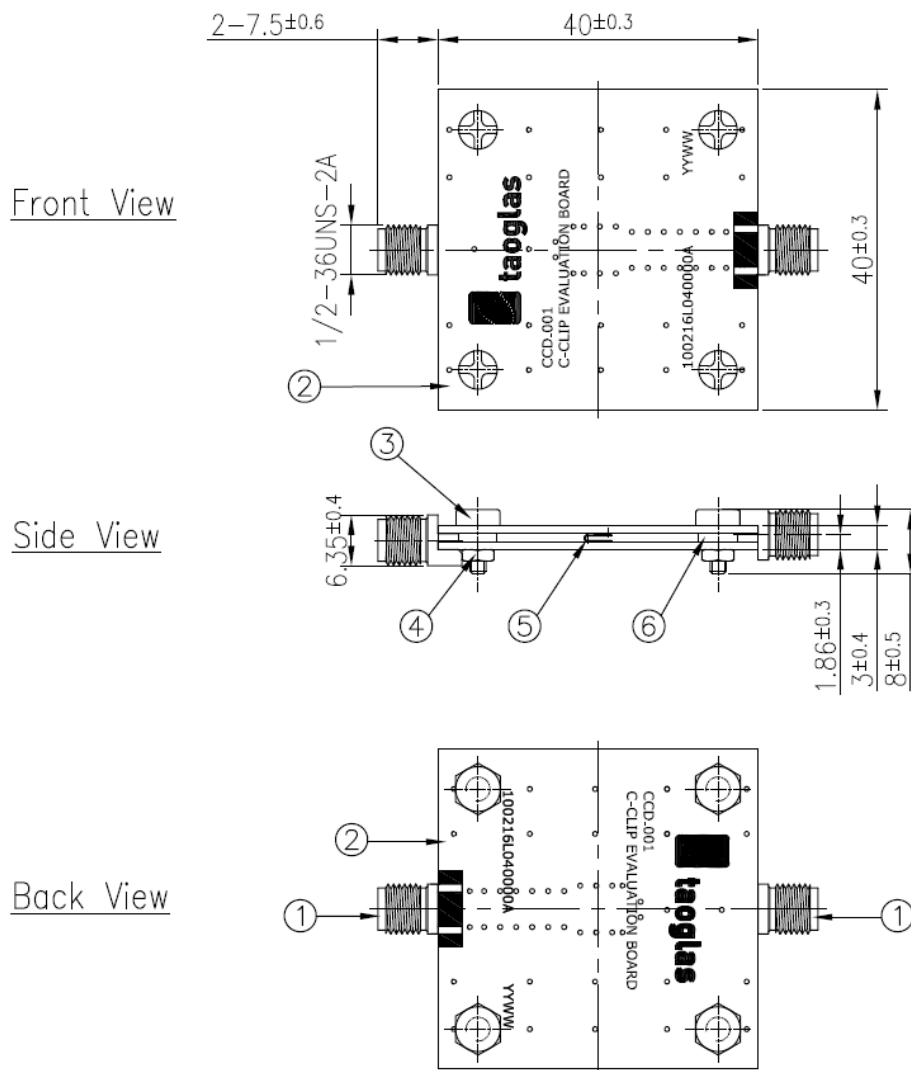
Recommended Clearance Layout:



Recommended PCB Layout:



5. Evaluation Board Drawing



	Name	Material	Finish	QTY
1	SMA(F)ST	Brass	Au Plated	2
2	PCB (40x40x1mm)	Composite 1.0t	Black	2
3	Screw (M3x6L)	Nylon	Nature	4
4	Nut (M3x2.5t)	Nylon	Nature	4
5	C-Clip	Stainless Steel	Au Plated	2
6	Washer(ID ϕ 3.1xOD ϕ 4.8x1mm)	Nylon	Nature	4

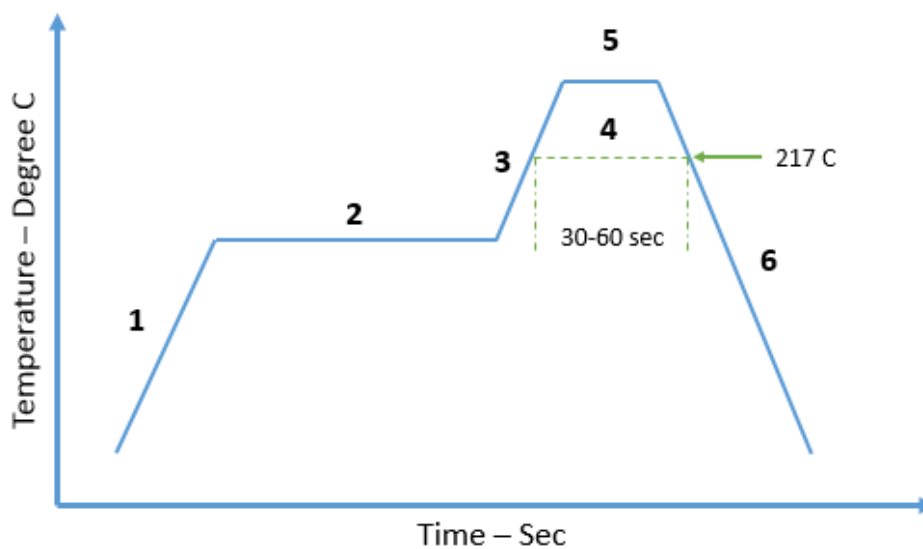
Note: The evaluation board can be used to confirm and test performance of the CC.001 clip or the individual board can be used for the testing of the antenna using CC.001 clip.

6. Recommended Solder Profile

It is recommended that the maximum soldering temperature should not exceed 260°C for 5 seconds.


Recommended reflow temperature profile:

Stage	Reflow temperature requirement	Typical	Minimum	Maximum
1	Preheating gradient	2.5°C/sec		
2	Soak Time	2-3 mins	160°C	180°C
3	Maximum reflow gradient	3°C/sec		
4	Time above 217°C		30 seconds	60 seconds
5	Peak temperature in reflow		230°C for 10 seconds	260°C for 5 seconds
6	Cooling gradient	-5°C/sec		



7. Packaging

2500 pcs CC.001
per Reel
Weight - 96g



1 x 2500 pcs CC.001
Reel per PE Bag

Changelog for the datasheet

SPE-17-8-013 – CC.001

Revision: B (Current Version)

Date:	2021-10-11
Changes:	Updated to new format and added Packaging
Changes Made by:	Jack Conroy

Previous Revisions

Revision: A (Original First Release)

Date:	2017-02-13
Notes:	
Author:	Jack Conroy



TAOGLAS®

www.taoglas.com



X-ON Electronics

Largest Supplier of Electrical and Electronic Components

Click to view similar products for [Antenna Accessories](#) category:

Click to view products by [Taoglas](#) manufacturer:

Other Similar products are found below :

[AN102800V1](#) [HKIT-MTA9101-001](#) [CC.001](#) [NMOHPCN518](#) [MB830](#) [MB825](#) [LBT3800](#) [GRO](#) [172-00006](#) [V680-HS65-R](#) [12.5M](#) [W9909](#)
[HKIT-MTA9100-001](#) [GBR817](#) [MABT8UM9](#) [GR8XTI](#) [HKIT-LPx-001](#) [QWRCB](#) [G8MI](#) [FMW4](#) [SMK](#) [GBF120](#) [CCT](#) [FM1](#) [GPS-17519](#)
[76002093](#) [G8SMI](#) [MABT8M](#) [DELTA/MAGMOUNT/SMAF/SMAM/2M/19](#) [DELTA/MAGMOUNT/SMAFRP/SMAMRP/1M/19](#)
[DELTA/MAGMOUNT/SMAFRP/SMAMRP/2M/19](#) [W9908](#) [9091.99.0183](#) [LTE Antenna Kit](#) [SR4W030-150](#) [2740504](#) [SR4G031-100](#)
[2702198](#) [SR4W030-100](#) [9091.99.0235](#) [LoRa Antenna](#) [CTC110](#) [EP-FMWFKITUPC01](#) [ALLPMTE-001](#) [AS-ACC-SURVEYPOLE-00](#)
[WAN07RSP](#) [WAN09RSP](#) [GM8B25](#) [G8XBI](#) [GM8PI25](#) [GM8TI](#)