




TAOGLAS®



Datasheet

9-in-1 Guardian

Part No:
MA990.A.001

Description:

Guardian 9-in-1 Combination Adhesive Mount Antenna
1*Active Dual-band GNSS, 8*5G/4G MIMO

Features:

Low-profile IP67 Rated Housing
8*5G/4G MIMO
1*GNSS – GPS/GLONASS/BeiDou/Galileo L1/L2
Cables: GNSS 1m of RG-174, 5G/4G 1m of TGC-1.5DS
Connectors: SMA Male Straight
Dimensions: 148 x 134 x 20.5mm
CE Certified
RoHS & Reach Compliant

1. Introduction	3
2. Specifications	5
3. Antenna Characteristics	10
4. Active Antenna Characteristics	23
5. Radiation Patterns	27
6. Mechanical Drawing	62
7. Packaging	63
8. Application Note	64
<hr/>	
Changelog	80

Taoglas makes no warranties based on the accuracy or completeness of the contents of this document and reserves the right to make changes to specifications and product descriptions at any time without notice. Taoglas reserves all rights to this document and the information contained herein. Reproduction, use or disclosure to third parties without express permission is strictly prohibited.



1. Introduction



The Taoglas MA990 Guardian has been designed to be the smallest 9-in-1 combination antenna in the world. The MA990 Guardian is also the worlds first 9-in-1 antenna with dual-band GNSS and high performance 5G/4G allowing it to be compatible with the next generation of modules and routers. The MA990 combines all 9 antenna elements in one low-profile heavy-duty, IP67 rated waterproof, adhesive mount external enclosure.

It comes with 1* Active dual-band GPS/GLONASS/BeiDou/Galileo L1/L2 coverage, 8* 5G/4G Cellular MIMO. The MA990 has been designed as a low profile solution for IoT and Automotive applications where space is at a premium allowing it to be installed in the headliners of vehicles or on the back window of a vehicle.

This is an ideal external combination antenna solution that is used where drilling a hole through the roof of a vehicle or a metal panel for an external antenna is not feasible or desired and can be covertly installed via the adhesive pad supplied with the antenna.

Typical applications include:

- Passenger Bus / Rail / Air Applications.
- Automotive and Heavy Equipment Vehicle Tracking and Telematics
- HD Video over 5G/4G
- First Responder and Emergency Services
-

The MA990 Guardian has been specifically designed to hit certain 5G bands required for modules, for example MIMO 4 and MIMO are tuned from 600-6000MHz while MIMO 3 and MIMO 6 are tuned from 3000-6000MHz to cover high band 5G and C-band/CBRS applications. This data is shown below in the performance table, and it is recommended to use the suitable connections for your required frequency bands by reviewing this table before connecting the antenna to your device.

Taoglas also provides services to ensure optimum overall performance for your entire system by working closely with the customer to design in the best antenna and potential additional components for your system.

5G/4G applications demand high-speed data uplink and downlink. High efficiency and high gain MIMO antennas are necessary to achieve the required signal to noise ratio and throughput required to solve these challenges. Taoglas also takes care to ensure high isolation between the MIMO antennas to prevent self-interference. Low loss cables are used to keep efficiency high over longer cable lengths. In contrast, smaller MIMO antennas with poorer quality thin cables will have reduced efficiency and isolation, which would lead to a large drop in system throughput, increased incidences of signal drops, and may indeed not make a system connection at all.

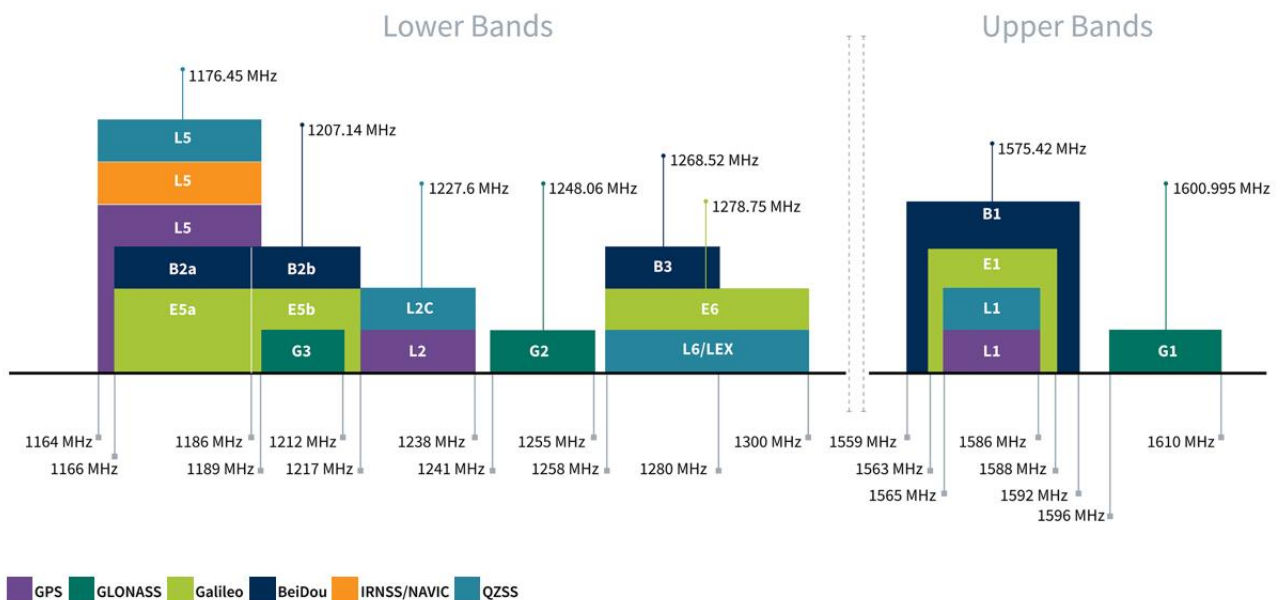
Cable type and length, and connector types are fully customizable and the Guardian can also be customized for any variation of antennas below 9-in-1 and the addition of Wi-Fi/Single Band GNSS is also possible. Contact your regional Taoglas customer support team for more information.

2. Specifications

GNSS Frequency Bands Covered						
GPS	L1	L2	L5			
	■	■	□			
GLONASS	G1	G2	G3			
	■	□	■			
Galileo	E1	E5a	E5b	E6		
	■	□	■	□		
BeiDou	B1	B2a	B2b	B3		
	■	□	■	□		
QZSS (Regional)	L1	L2C	L5	L6		
	■	■	□	□		
IRNSS (Regional)	L5					
	□					
SBAS	L1/E1/B1	L5/B2a/E5a	G1	G2	G3	
	■	□	■	□	■	

■ GNSS Frequency Bands Covered. □ GNSS Frequency Bands Not Covered.

*SBAS systems: WASS(L1/L5), EGNOS(E1/E5a), SDCM(G1/G2/G3), SNAS(B1,B2a), GAGAN(L1/L5), QZSS(L1/L5), KAZZ(L1/L5).



GNSS Bands and Constellations

GPS L1 & L2 Antenna						
Frequency	GPS_L2 1207-1239	GLONASS_G2 1241-1248	BeiDou_B1 1559-1563	Galileo_E1 1563-1587	GPS_L1 1564-1587	GLONASS 1593-1610
Average Gain (dB)	-2	-3.2	-4.4	-1.6	-1.6	-4.4
Efficiency (%)	63.2	47.5	36.3	69.1	69.1	36.1
Peak Gain (dBi)	4.2	3.2	0.9	3.7	3.7	0.8
Axial Ratio at Zenith	13.7	22.2	17.4	8.6	6.6	19.1
Impedance	50 Ω					
Polarization	RHCP					

LNA and Filter Electrical Properties	
3V (Typ.)	
LNA Gain	L2 19.6
	L1 22.6
Noise Figure	L1 3.8
	L2 2.4
Current Consumption	16.8mA
Outer Band Attenuation (dB)	30 @ Fc +/-100MHz 40 @ Fc +/-200MHz
Output Impedance	50 Ohm
Return loss (dB)	<-10 dB
Input Voltage (V)	+ 1.8 to 5.5

5G/4G MIMO								
Band	Frequency (MHz)		Efficiency (%)	Average Gain (dB)	Peak Gain (dBi)	VSWR	Impedance	Polarization
5G NR/4G Band 5,8,12,13,14,17,18,20,26,27,28, 29,71	617~960	MIMO 1	N/A	N/A	N/A	3 Max	50Ω	Linear
		MIMO 2	N/A	N/A	N/A			
		MIMO 3	N/A	N/A	N/A			
		MIMO 4	43.6	-3.6	1.5			
		MIMO 5	43.8	-3.6	2.1			
		MIMO 6	N/A	N/A	N/A			
		MIMO 7	N/A	N/A	N/A			
		MIMO 8	N/A	N/A	N/A			
5G NR/4G Band 21,32,74,75,76	1427~1518	MIMO 1	N/A	N/A	N/A			
		MIMO 2	36.2	-4.4	2.2			
		MIMO 3	N/A	N/A	N/A			
		MIMO 4	37.4	-4.3	-0.1			
		MIMO 5	41.8	-3.8	0.1			
		MIMO 6	N/A	N/A	N/A			
		MIMO 7	39	-4.1	1.6			
		MIMO 8	N/A	N/A	N/A			

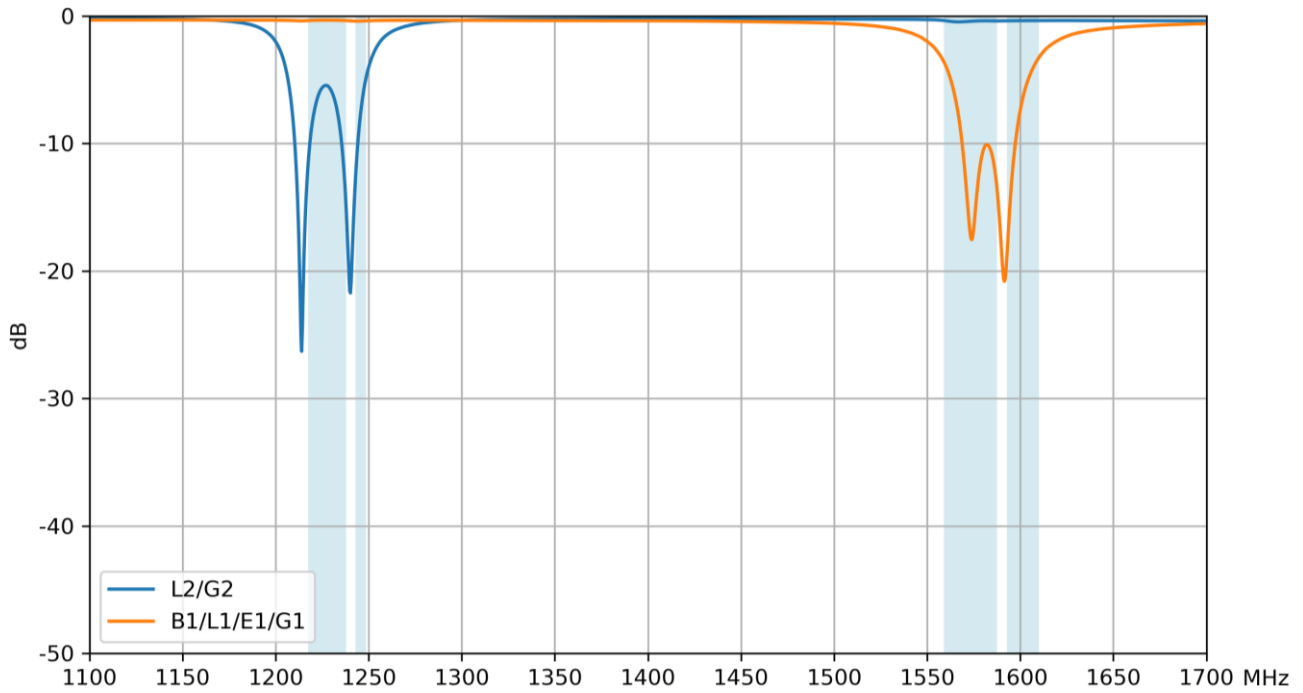
4G/3G Band 1,2,3,4,9,23,25,35,39,66	1710~2200	MIMO 1	53.2	-2.7	4			
		MIMO 2	53	-2.8	2.2			
		MIMO 3	N/A	N/A	N/A			
		MIMO 4	45.7	-3.4	3.5			
		MIMO 5	51.4	-2.9	3.25			
		MIMO 6	N/A	N/A	N/A			
		MIMO 7	39	-2.8	2.4			
		MIMO 8	52.7	-2.8	3.6			
4G/3G Band 7,30,38,40,41	2390~2690	MIMO 1	49	-3.1	3.3			
		MIMO 2	48	-3.2	1.9			
		MIMO 3	N/A	N/A	N/A			
		MIMO 4	47	-3.3	3.3			
		MIMO 5	44.5	-3.5	2.6			
		MIMO 6	N/A	N/A	N/A			
		MIMO 7	45	-3.5	2.8			
		MIMO 8	47.1	-3.3	4.5			
5GNR/4G Band 22,42,43,48,77,78,79	3300~5000	MIMO 1	51.5	-2.9	5.4			
		MIMO 2	N/A	N/A	N/A			
		MIMO 3	41	-3.9	4			
		MIMO 4	45.2	-3.5	2.9			
		MIMO 5	47.7	-3.2	2.5			
		MIMO 6	38	-4.2	4.2			
		MIMO 7	N/A	N/A	N/A			
		MIMO 8	52	-2.8	5.1			
LTE5200/ Wi-Fi 5800	5150~5925	MIMO 1	50.1	-2.9	5.2	3 Max	50Ω	Linear
		MIMO 2	N/A	N/A	N/A			
		MIMO 3	54	-2.7	5.3			
		MIMO 4	45	-3.5	7.1			
		MIMO 5	42	-3.8	6.6			
		MIMO 6	46.3	-3.3	4.2			
		MIMO 7	N/A	N/A	N/A			
		MIMO 8	51.5	-2.9	4.8			

Mechanical	
Height	20.5mm
Planner Dimension	146 x 134mm
Housing Material	ASA
Adhesive	CR4305 + 3M 9448HK
Cable	1m TGC-1.5DS for 5G/4G – Fully Customizable 1m RG174 for GNSS – Fully Customizable
Connector	5G/4G: SMA Male Straight – Fully Customizable GNSS: SMA Male Straight – Fully Customizable
Weight	800g
Environmental	
Protection	IP67
Temperature Range	-40°C to 85°C
Humidity	Non-condensing 65°C 95% RH

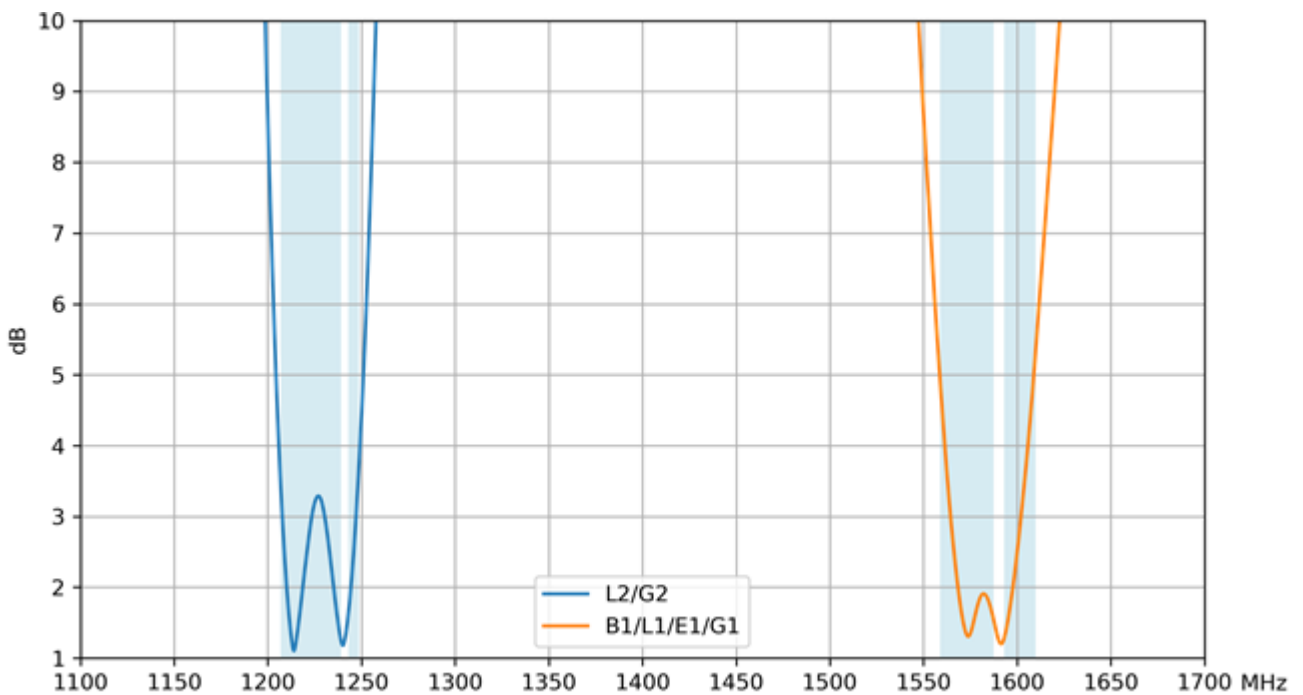
5G/4G Bands						
Band Number	5G NR / FR1 / LTE / LTE-Advanced / WCDMA / HSPA / HSPA+ / TD-SCDMA					
	Uplink	Downlink	Covered (4G/5G-1&8)	Covered (4G/5G-2&7)	Covered (4G/5G-3&6)	Covered (4G/5G-4&5)
1	UL: 1920 to 1980	DL: 2110 to 2170	✓	✓	✗	✓
2	UL: 1850 to 1910	DL: 1930 to 1990	✓	✓	✗	✓
3	UL: 1710 to 1785	DL: 1805 to 1880	✓	✓	✗	✓
4	UL: 1710 to 1755	DL: 2110 to 2155	✓	✓	✗	✓
5	UL: 824 to 849	DL: 869 to 894	✗	✗	✗	✓
7	UL: 2500 to 2570	DL: 2620 to 2690	✓	✓	✓	✓
8	UL: 880 to 915	DL: 925 to 960	✗	✗	✗	✓
9	UL: 1749.9 to 1784.9	DL: 1844.9 to 1879.9	✓	✓	✗	✓
11	UL: 1427.9 to 1447.9	DL: 1475.9 to 1495.9	✓	✓	✗	✓
12	UL: 699 to 716	DL: 729 to 746	✗	✗	✗	✓
13	UL: 777 to 787	DL: 746 to 756	✗	✗	✗	✓
14	UL: 788 to 798	DL: 758 to 768	✗	✗	✗	✓
17	UL: 704 to 716	DL: 734 to 746	✗	✗	✗	✓
18	UL: 815 to 830	DL: 860 to 875	✗	✗	✗	✓
19	UL: 830 to 845	DL: 875 to 890	✗	✗	✗	✓
20	UL: 832 to 862	DL: 791 to 821	✗	✗	✗	✓
21	UL: 1447.9 to 1462.9	DL: 1495.9 to 1510.9	✓	✓	✗	✓
22	UL: 3410 to 3490	DL: 3510 to 3590	✓	✓	✓	✓
23	UL: 2000 to 2020	DL: 2180 to 2200	✓	✓	✗	✓
24	UL: 1625.5 to 1660.5	DL: 1525 to 1559	✗	✓	✗	✓
25	UL: 1850 to 1915	DL: 1930 to 1995	✓	✓	✗	✓
26	UL: 814 to 849	DL: 859 to 894	✗	✗	✗	✓
27	UL: 807 to 824	DL: 852 to 869	✗	✗	✗	✓
28	UL: 703 to 748	DL: 758 to 803	✗	✗	✗	✓
29	UL: -	DL: 717 to 728	✗	✗	✗	✓
30	UL: 2305 to 2315	DL: 2350 to 2360	✓	✓	✗	✓
31	UL: 452.5 to 457.5	DL: 462.5 to 467.5	✗	✗	✗	✗
32	UL: -	DL: 1452 - 1496	✗	✓	✗	✓
35	1850 to 1910		✓	✓	✗	✓
38	2570 to 2620		✓	✓	✗	✓
39	1880 to 1920		✓	✓	✗	✓
40	2300 to 2400		✓	✓	✗	✓
41	2496 to 2690		✓	✓	✗	✓
42	3400 to 3600		✓	✗	✓	✓
43	3600 to 3800		✓	✗	✓	✓
48	3550 to 3700		✓	✗	✓	✓
66	UL: 1710-1780	DL: 2110-2200	✓	✓	✗	✓
71	617 to 698		✗	✗	✗	✓
74/75/76	1427 to 1518		✗	✓	✗	✓
77/78/79	3300 to 3800		✓	✓	✓	✓
WiFi 5800	5150 to 5925		✓	✓	✓	✓

3. Antenna Characteristics

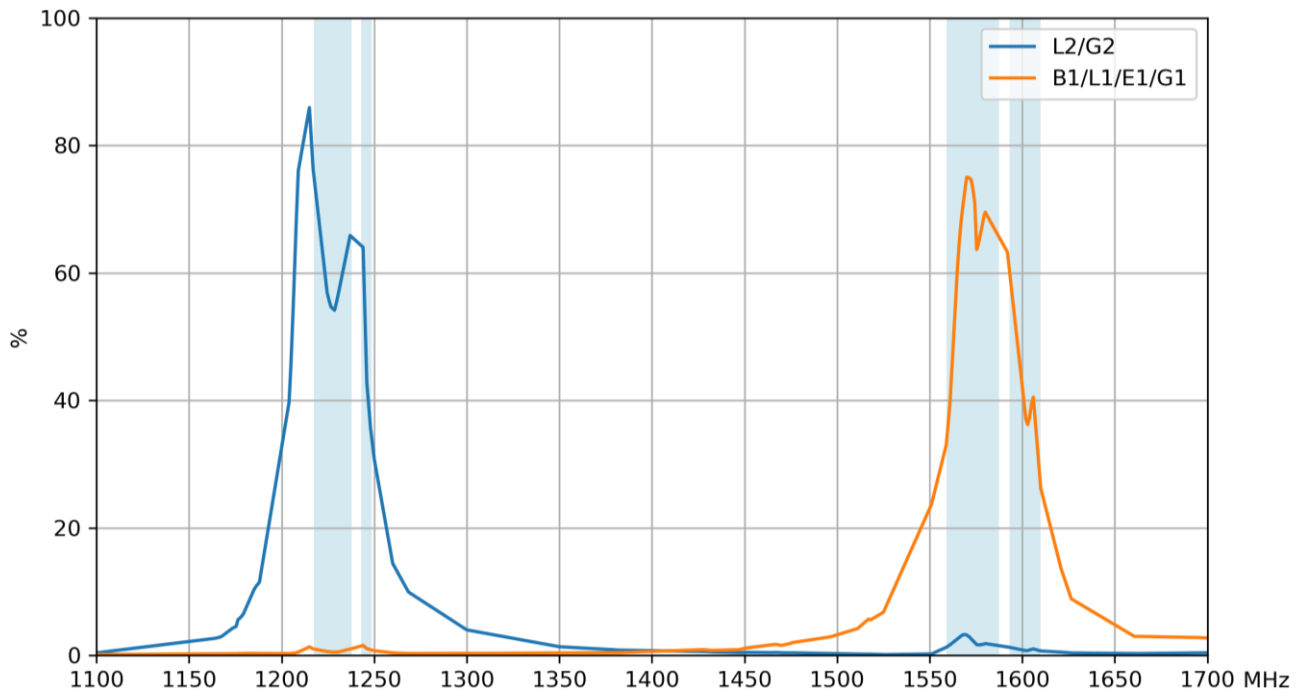
3.1 Return Loss - GNSS



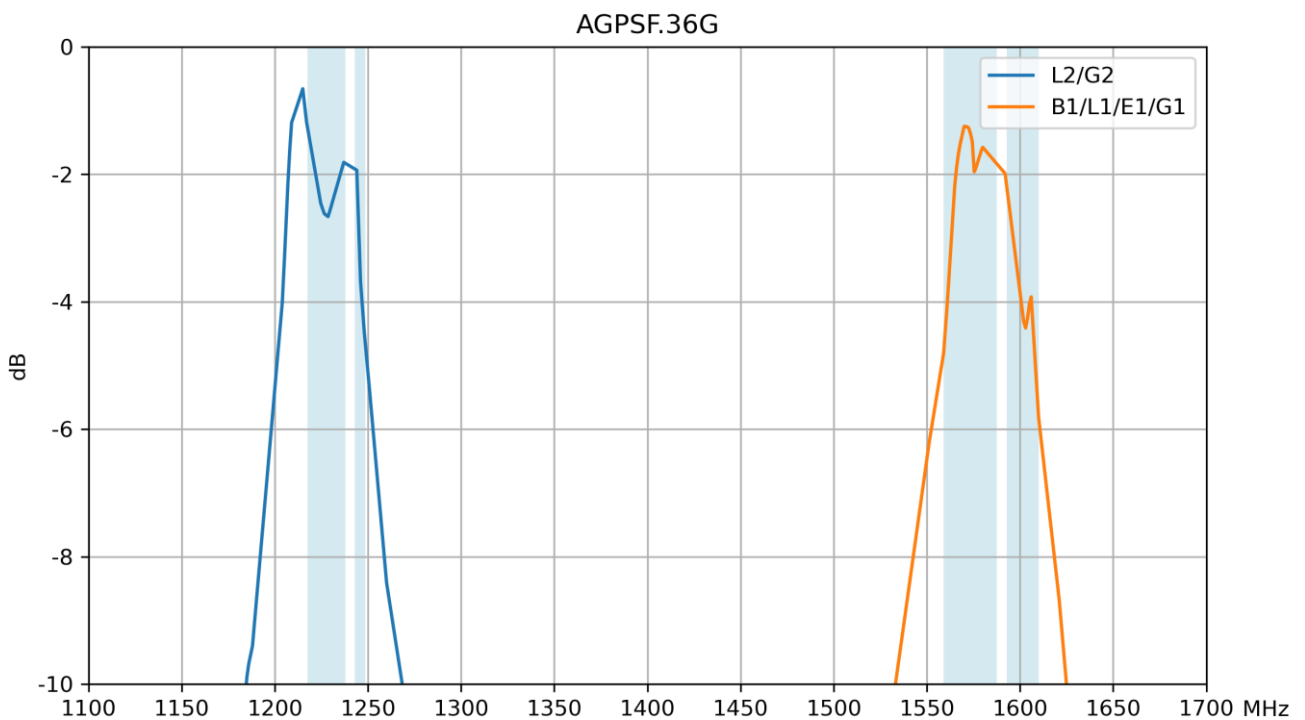
3.2 VSWR – GNSS



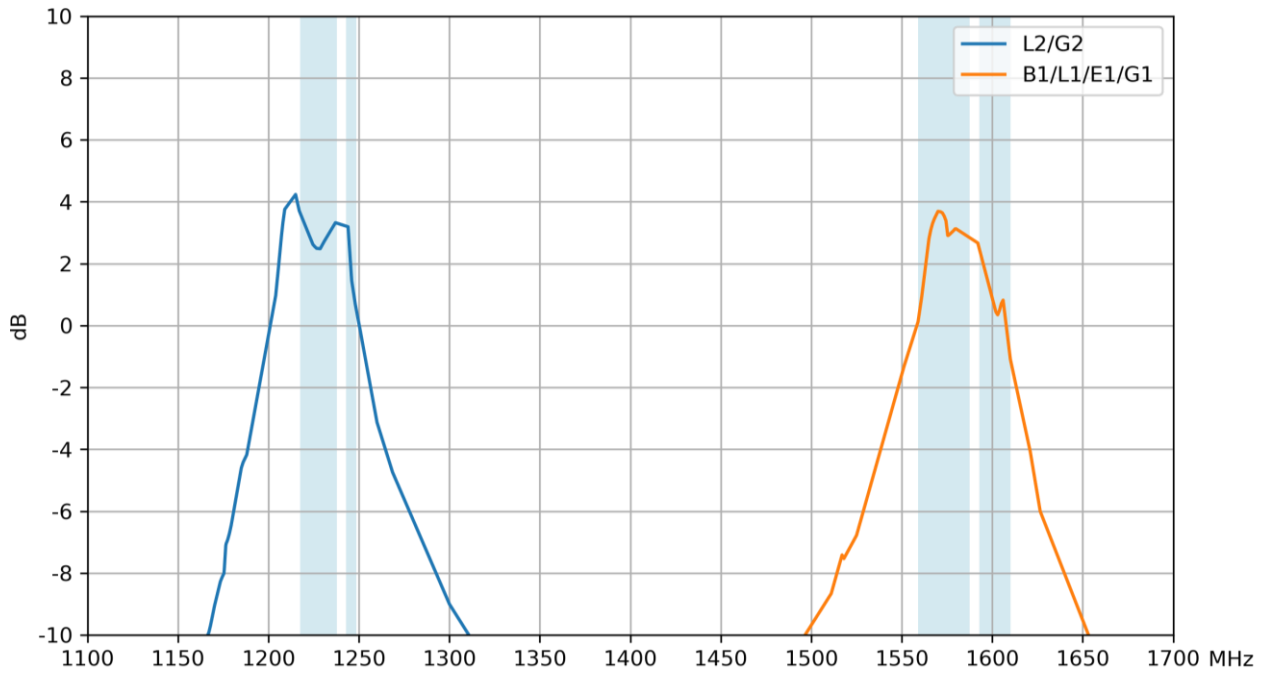
3.3 Efficiency – GNSS



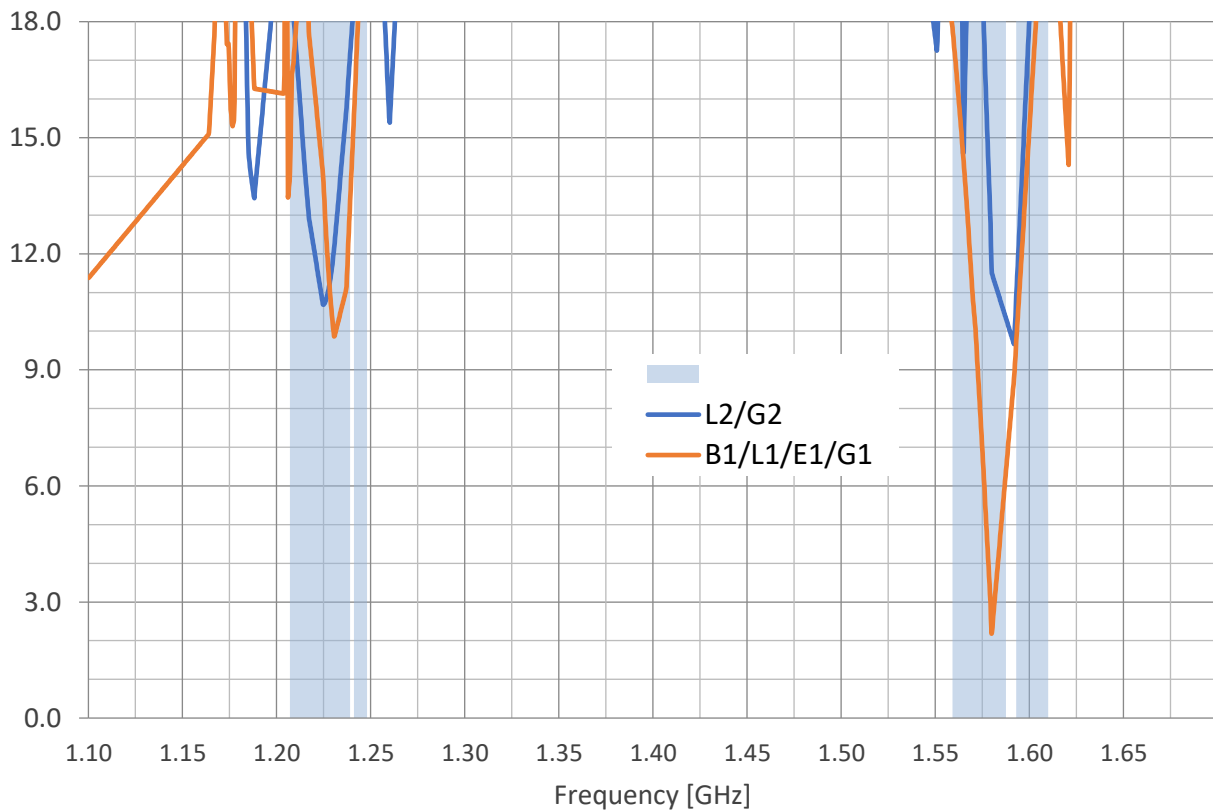
3.4 Average Gain - GNSS



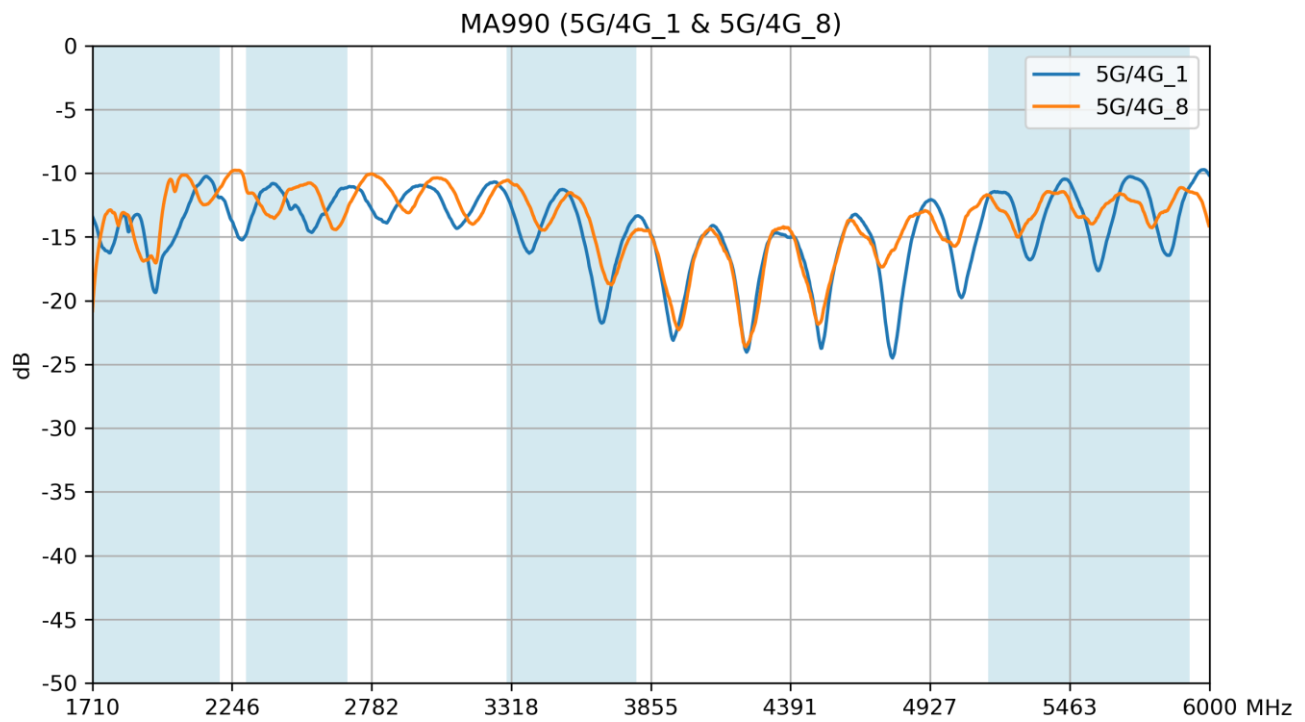
3.5 Peak Gain – GNSS



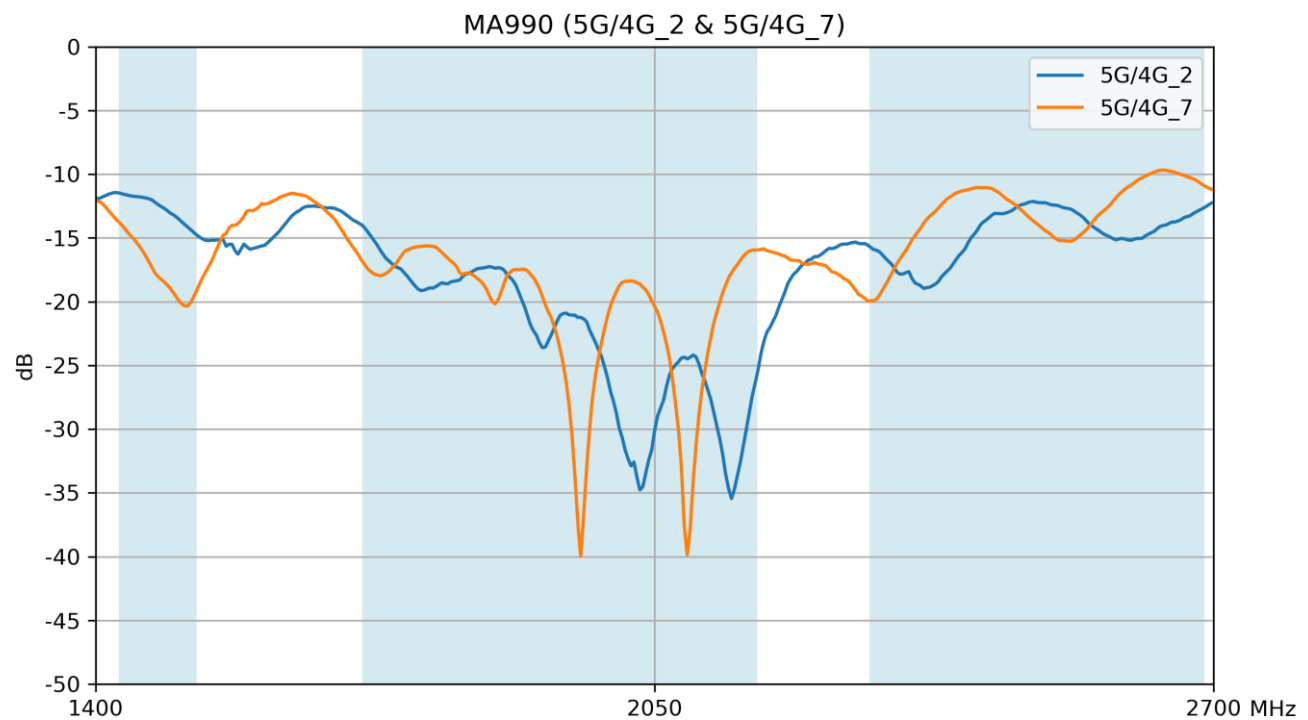
3.6 Axial Ratio – GNSS



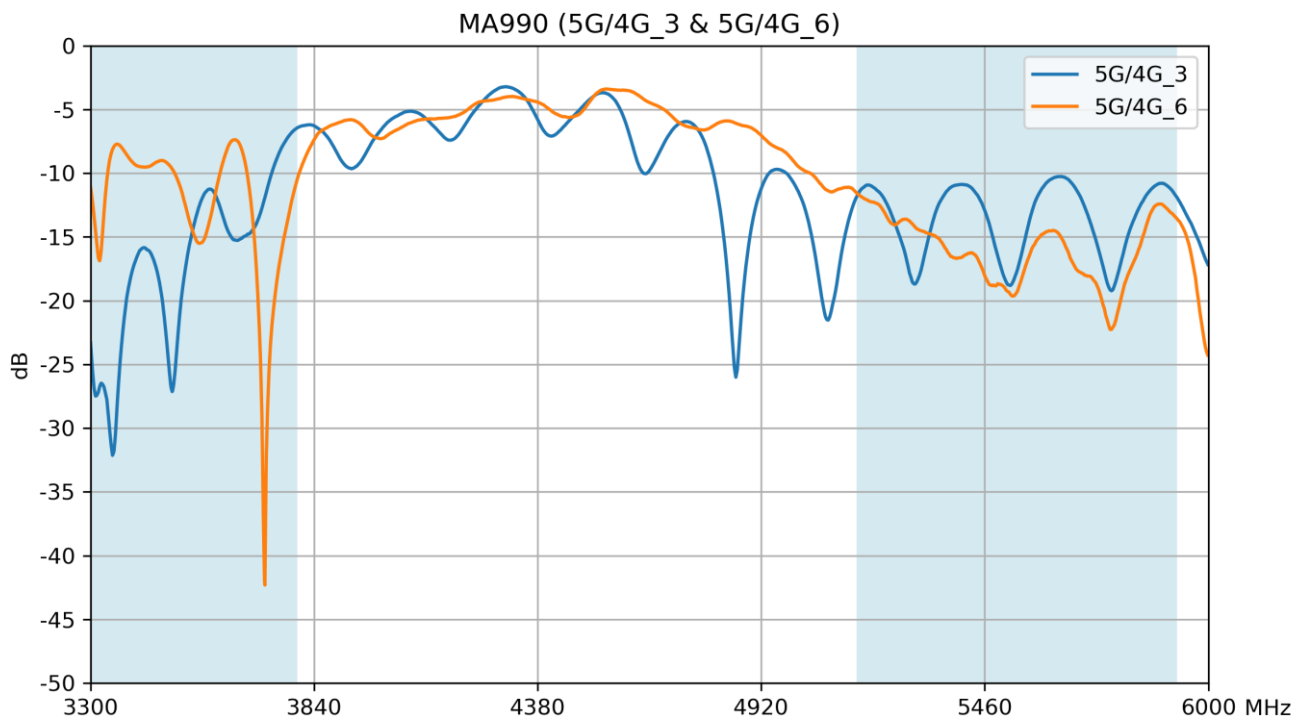
3.7 Return Loss - 5G/4G 1 & 8



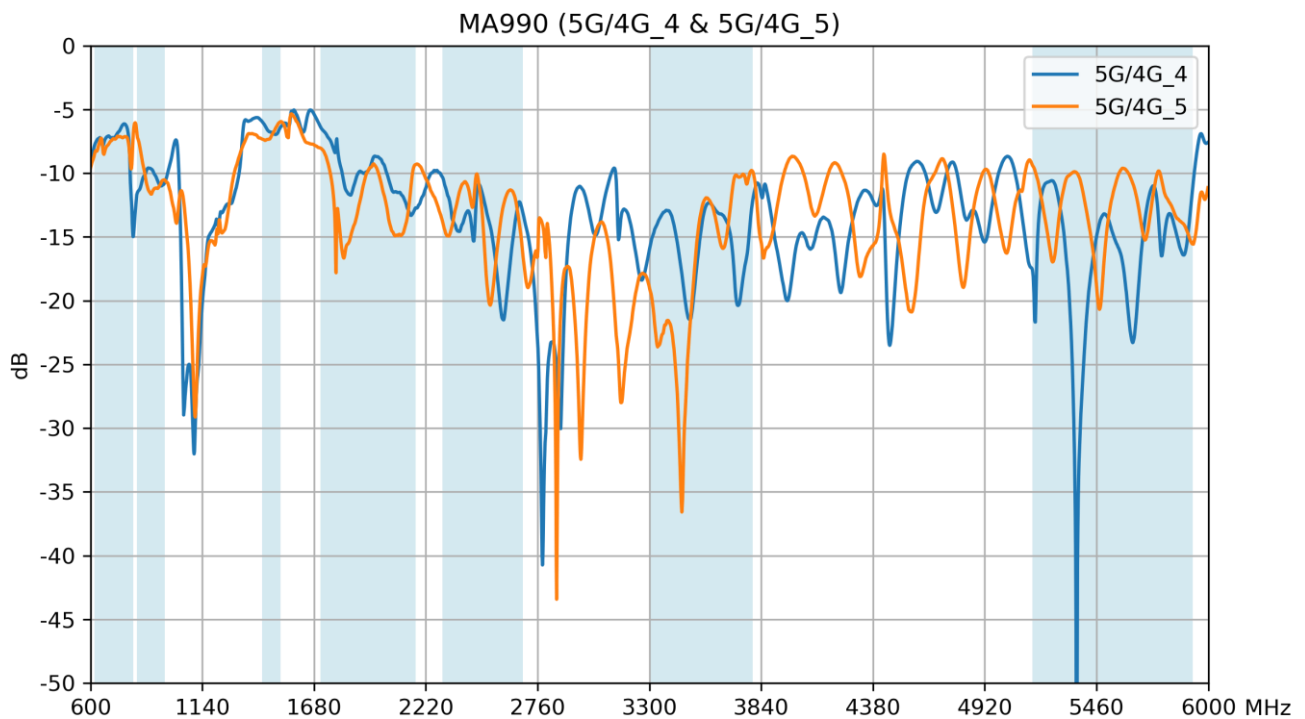
3.8 Return Loss - 5G/4G 2 & 7



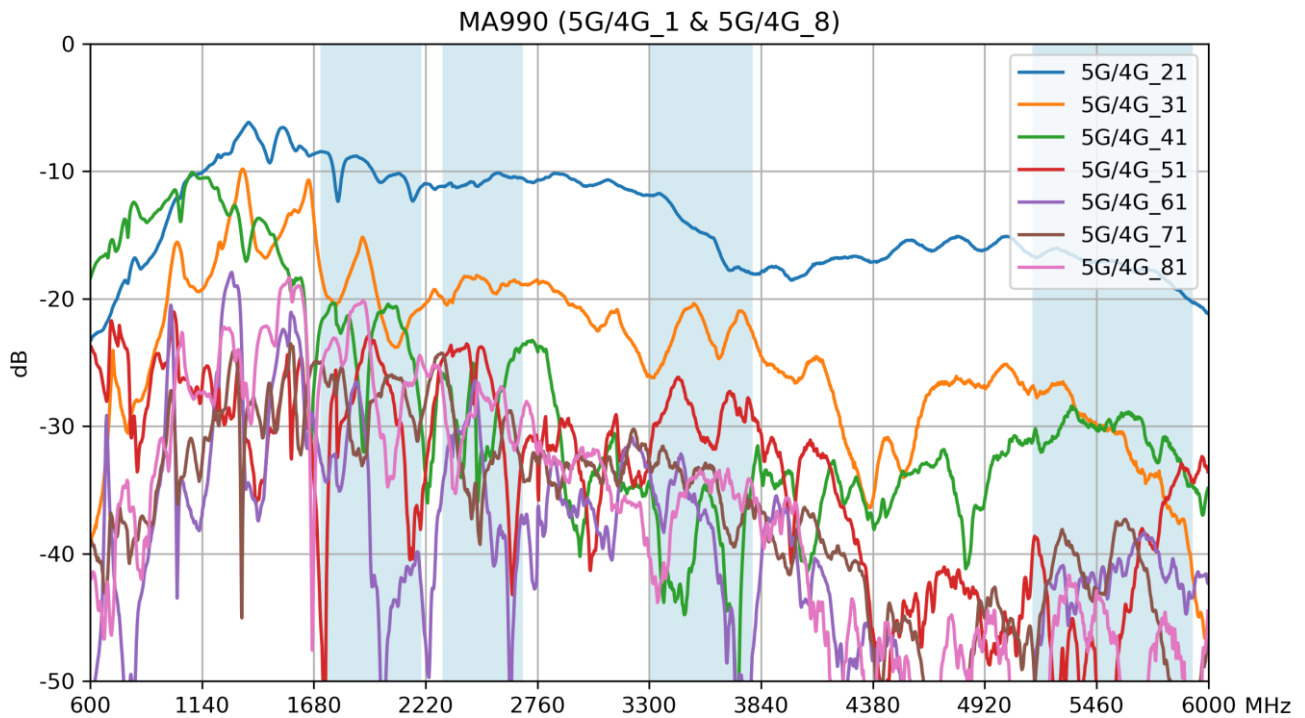
3.9 Return Loss - 5G/4G 3 & 6



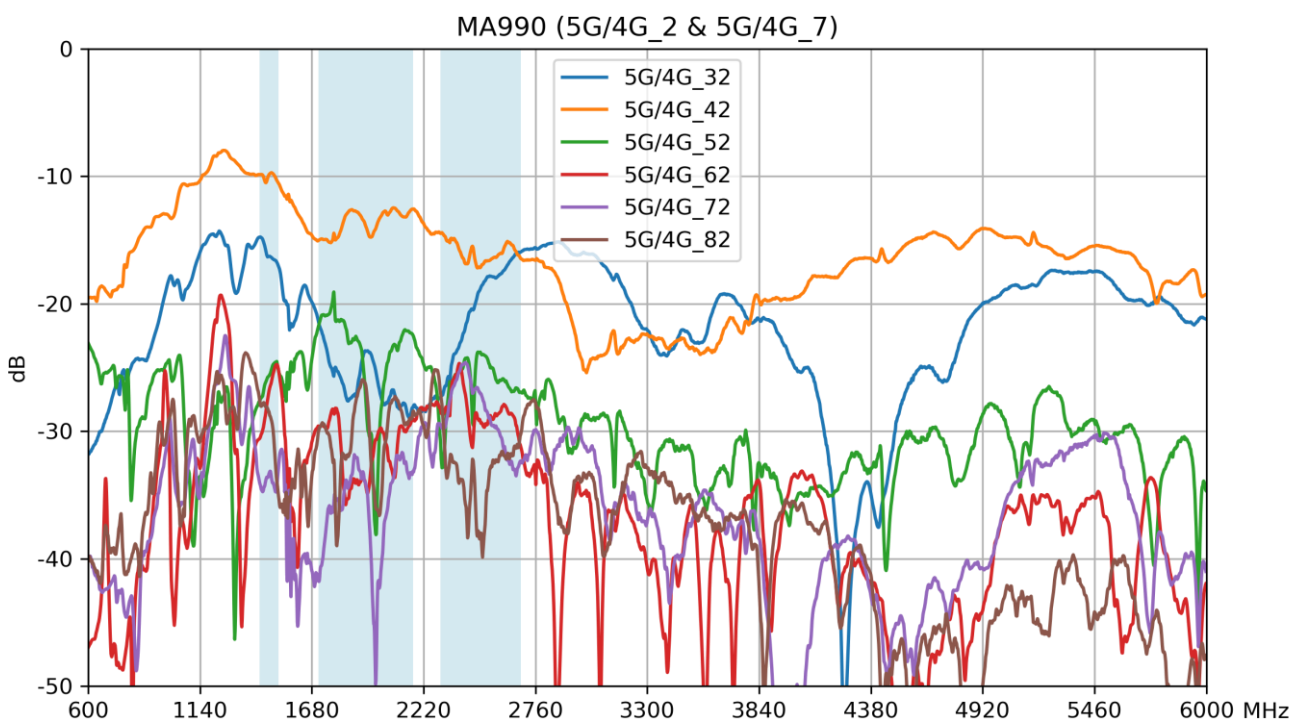
3.10 Return Loss - 5G/4G 4 & 5



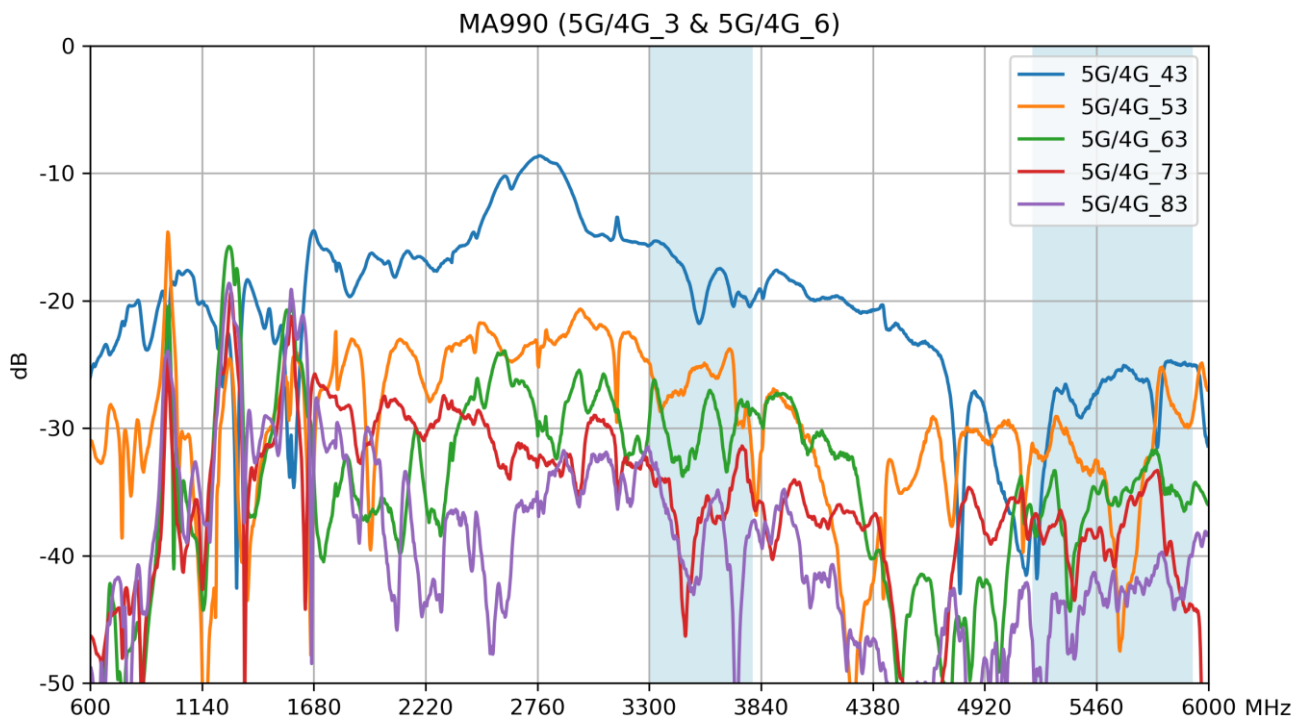
3.11 Isolation – 5G/4G 1 & 8



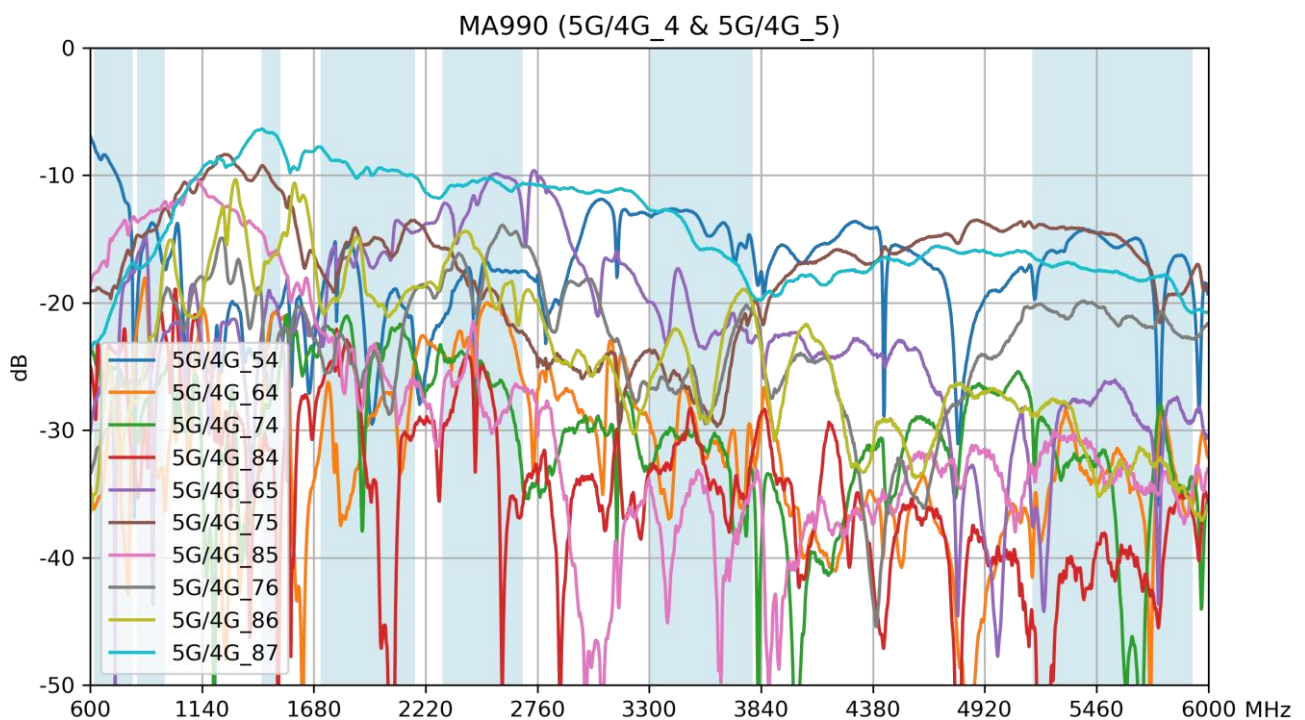
3.12 Isolation – 5G/4G 2 & 7



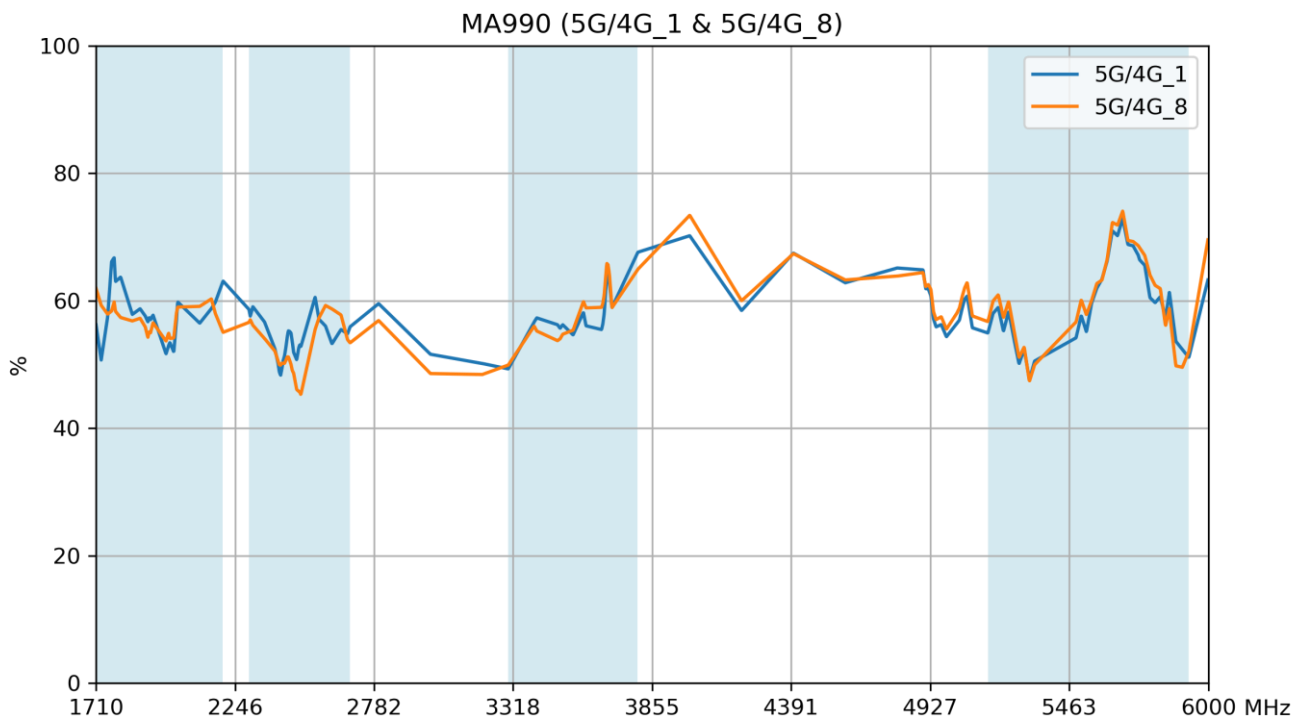
3.13 Isolation – 5G/4G 3 & 6



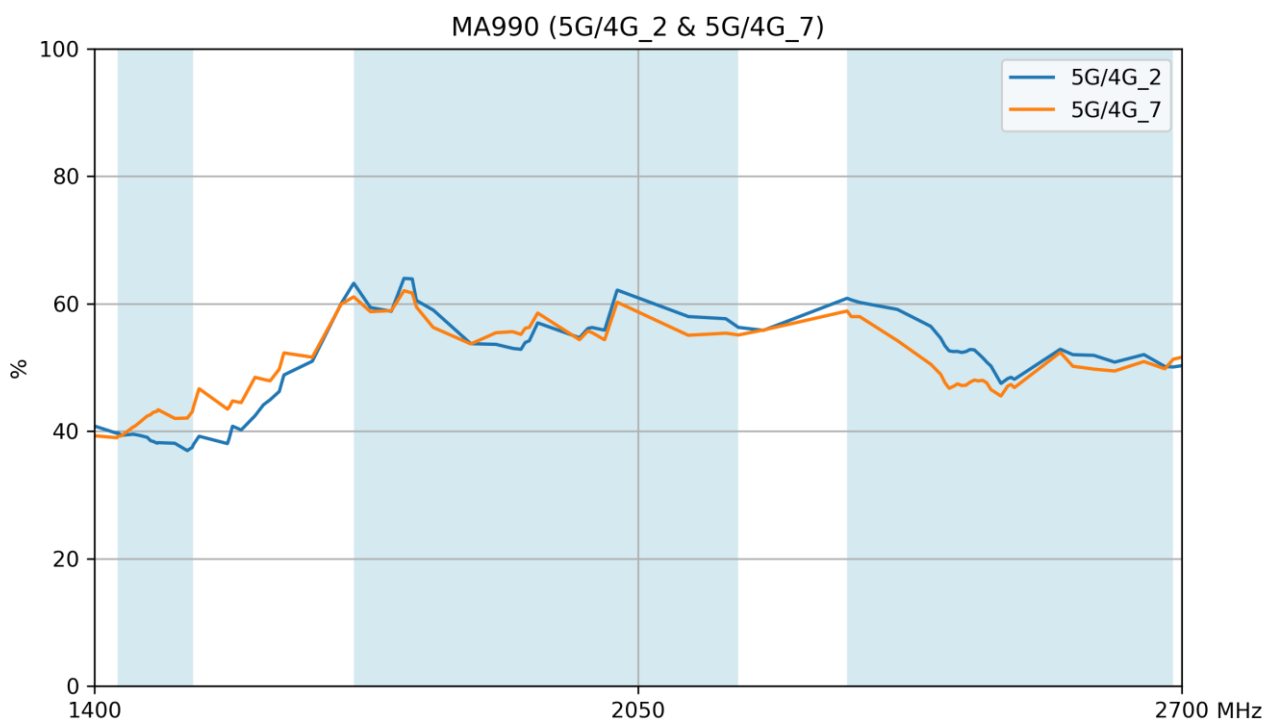
3.14 Isolation – 5G/4G 4 & 5



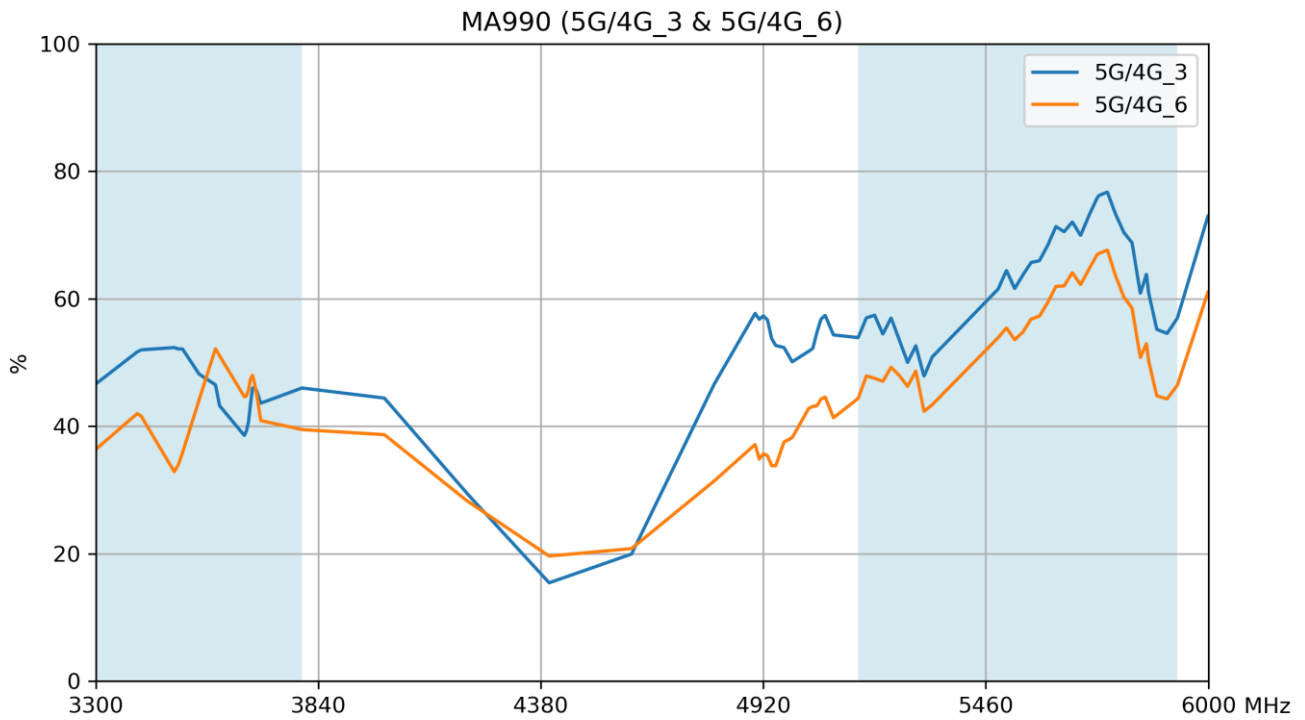
3.15 Efficiency – 5G/4G 1 & 8



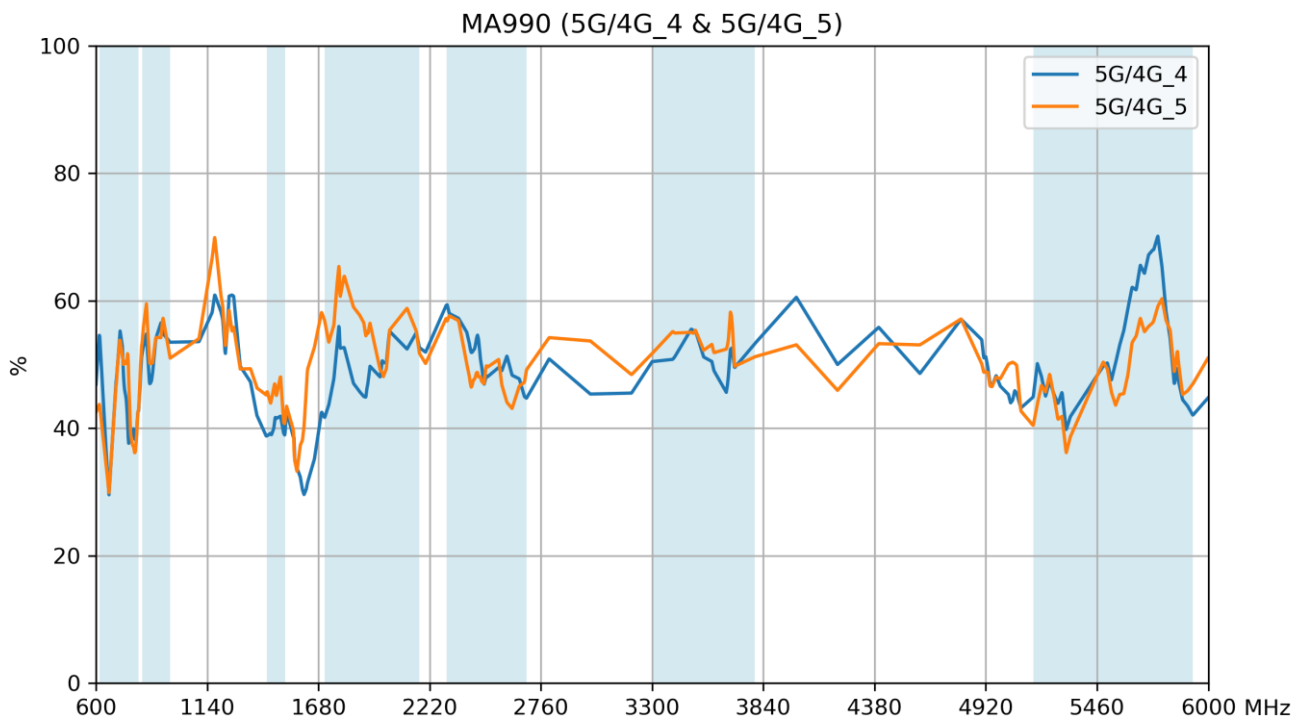
3.16 Efficiency – 5G/4G 2 & 7



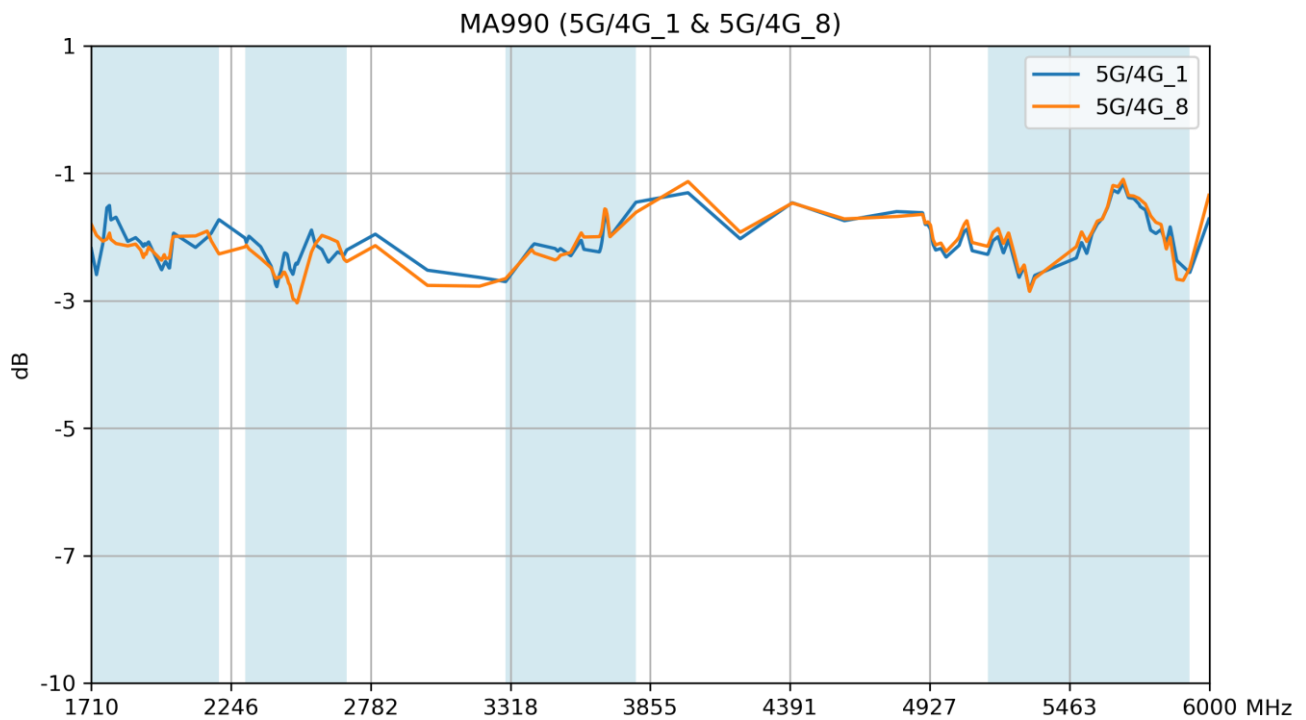
3.17 Efficiency – 5G/4G 3 & 6



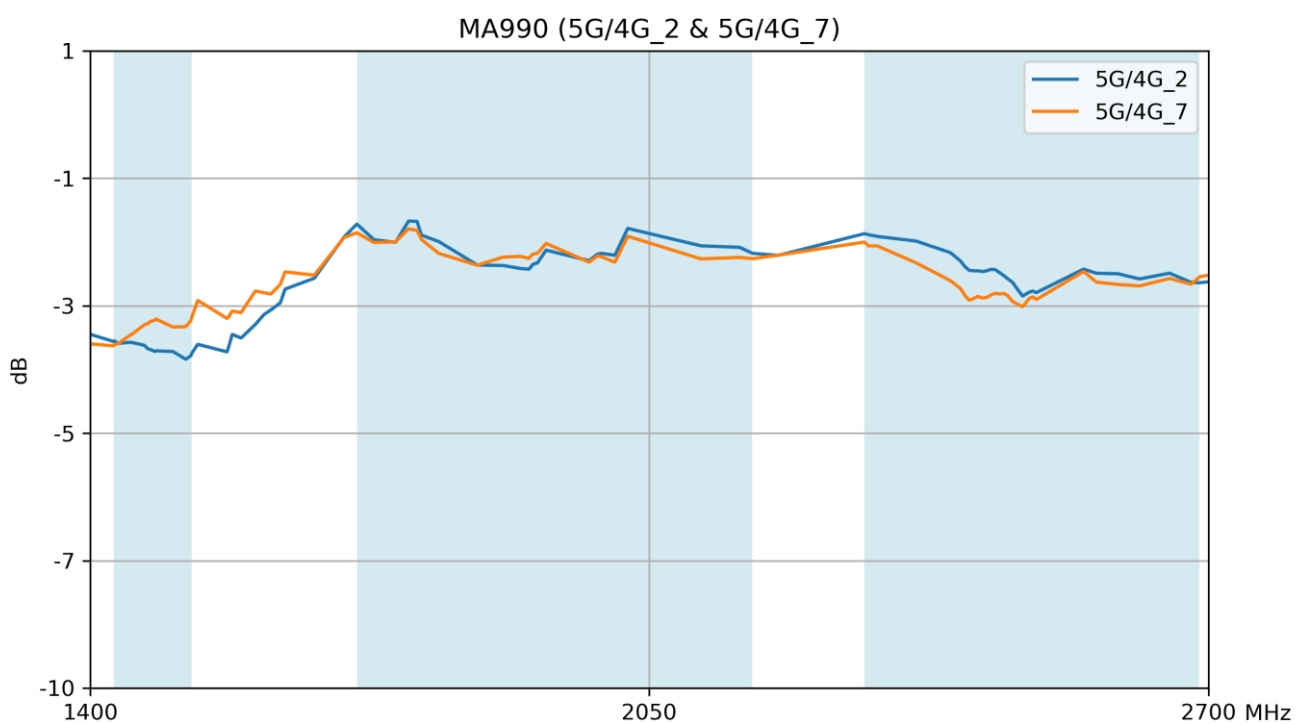
3.18 Efficiency – 5G/4G 4 & 5



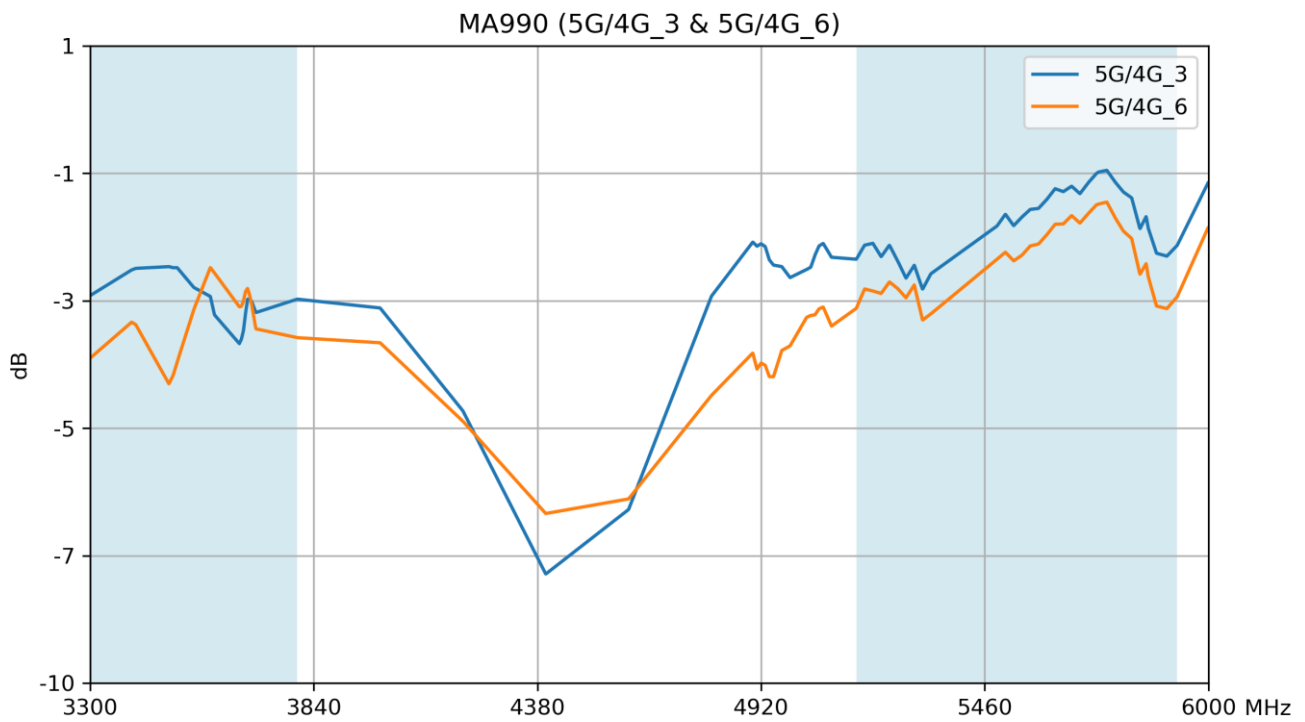
3.19 Average Gain – 5G/4G 1 & 8



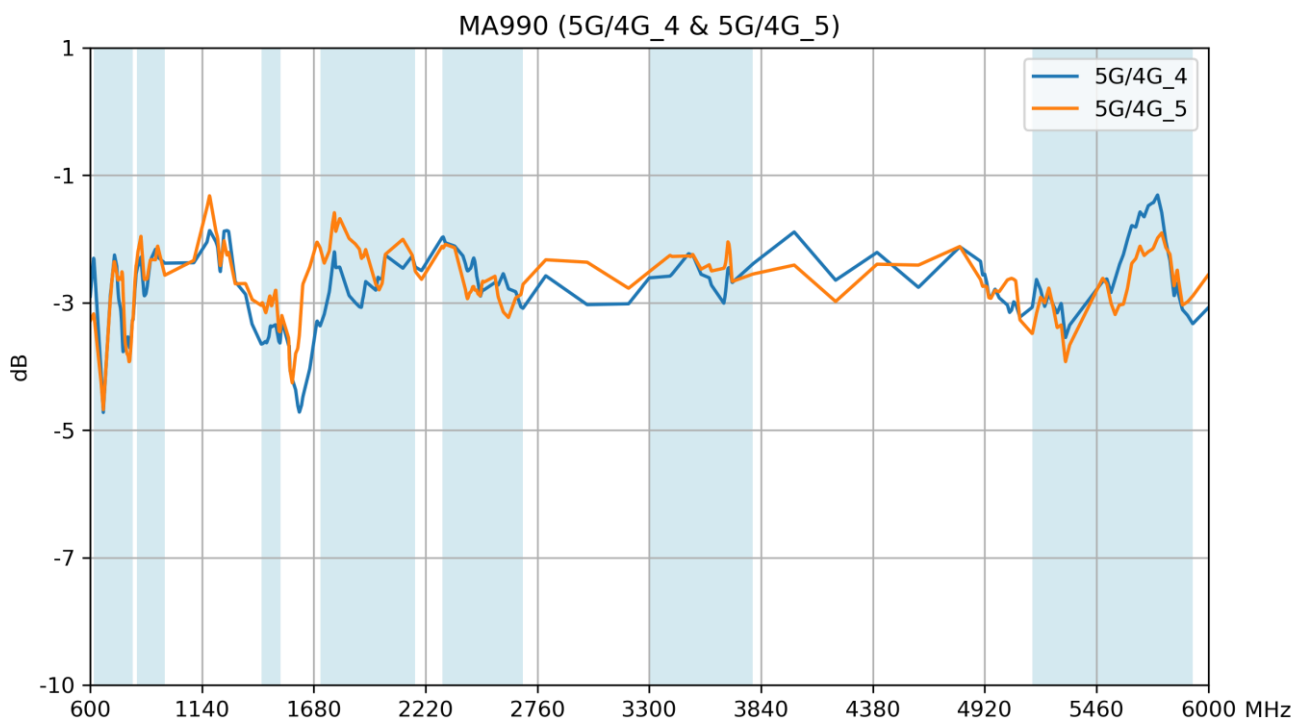
3.20 Average Gain – 5G/4G 2 & 7



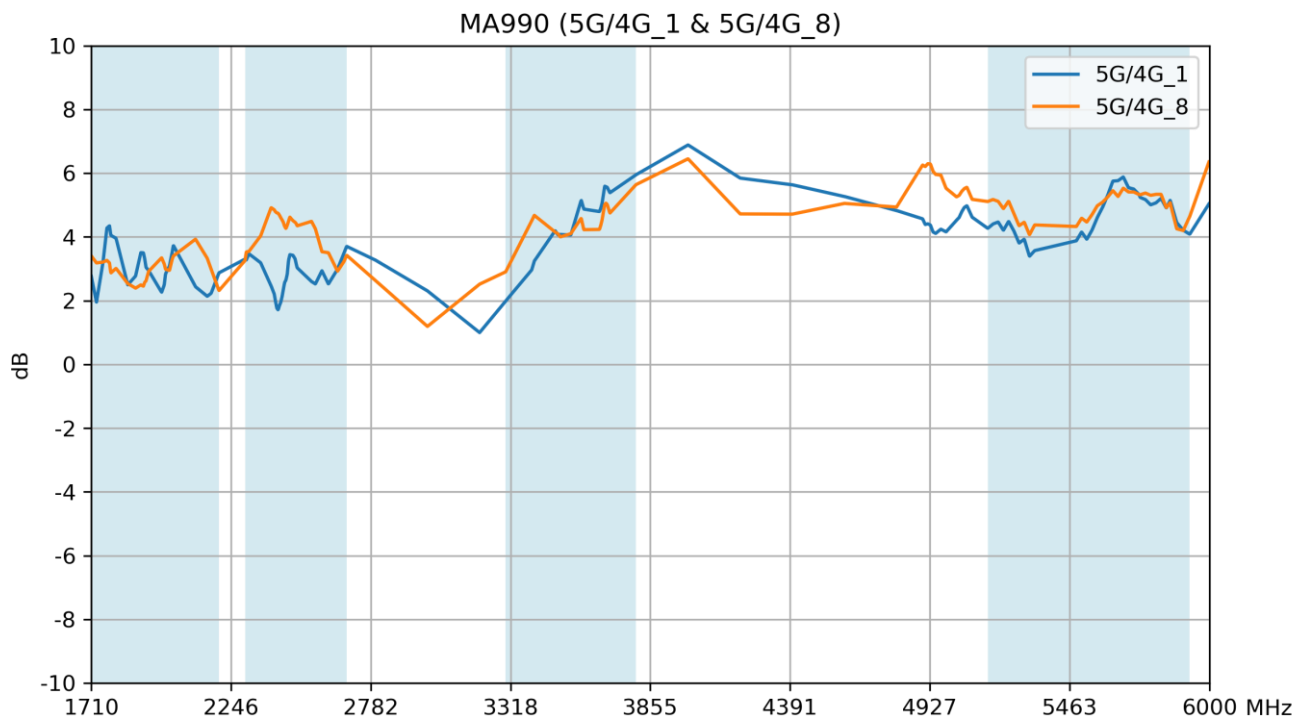
3.21 Average Gain – 5G/4G 3 & 6



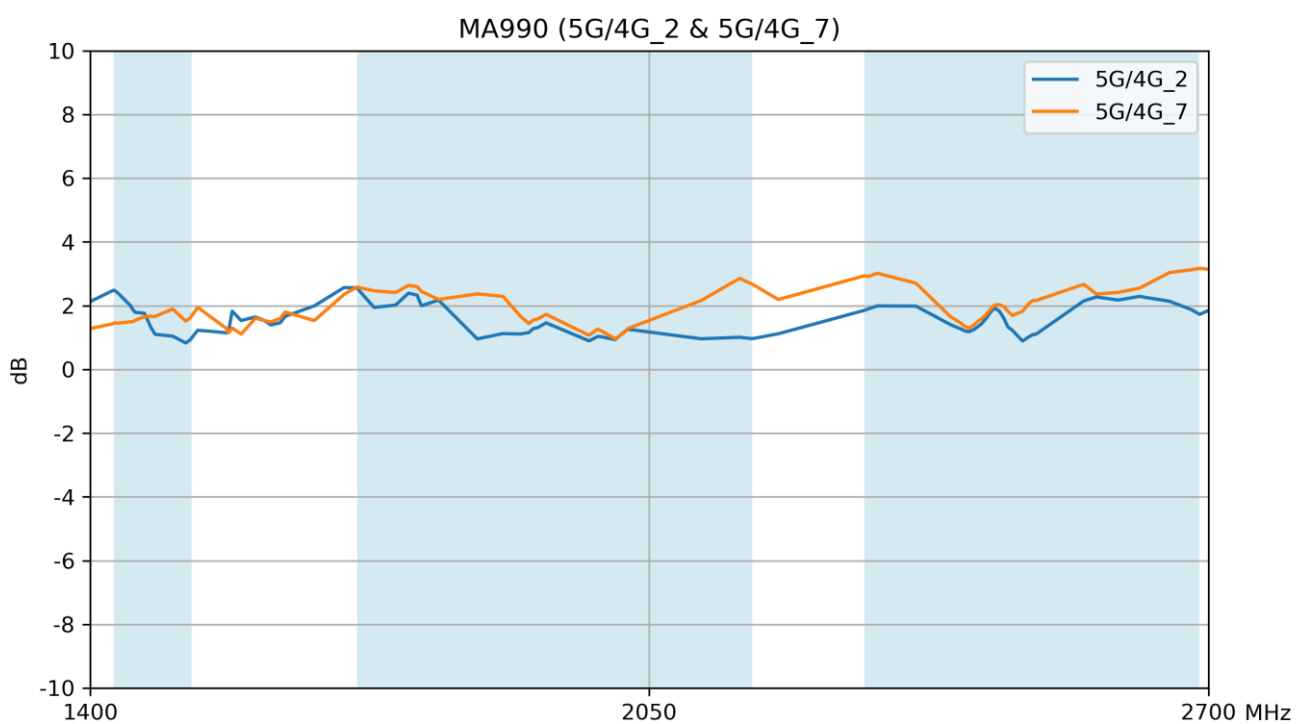
3.22 Average Gain – 5G/4G 4 & 5



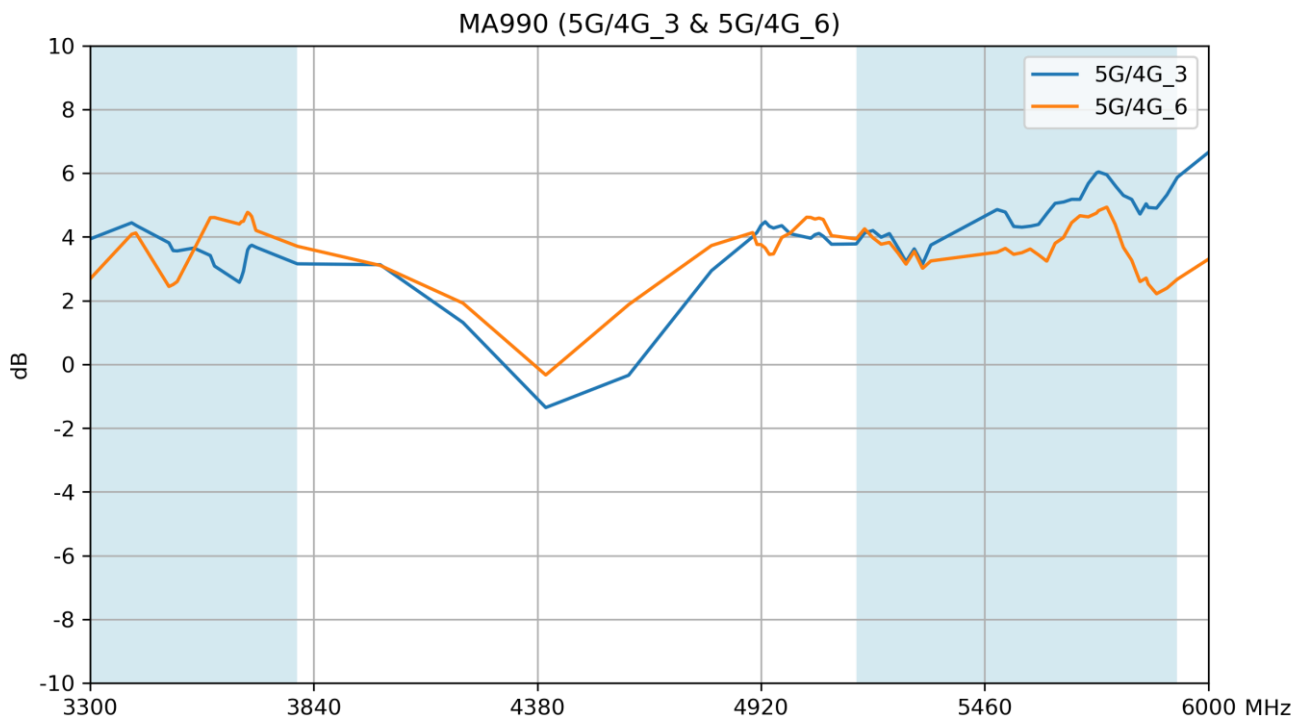
3.23 Peak Gain – 5G/4G 1 & 8



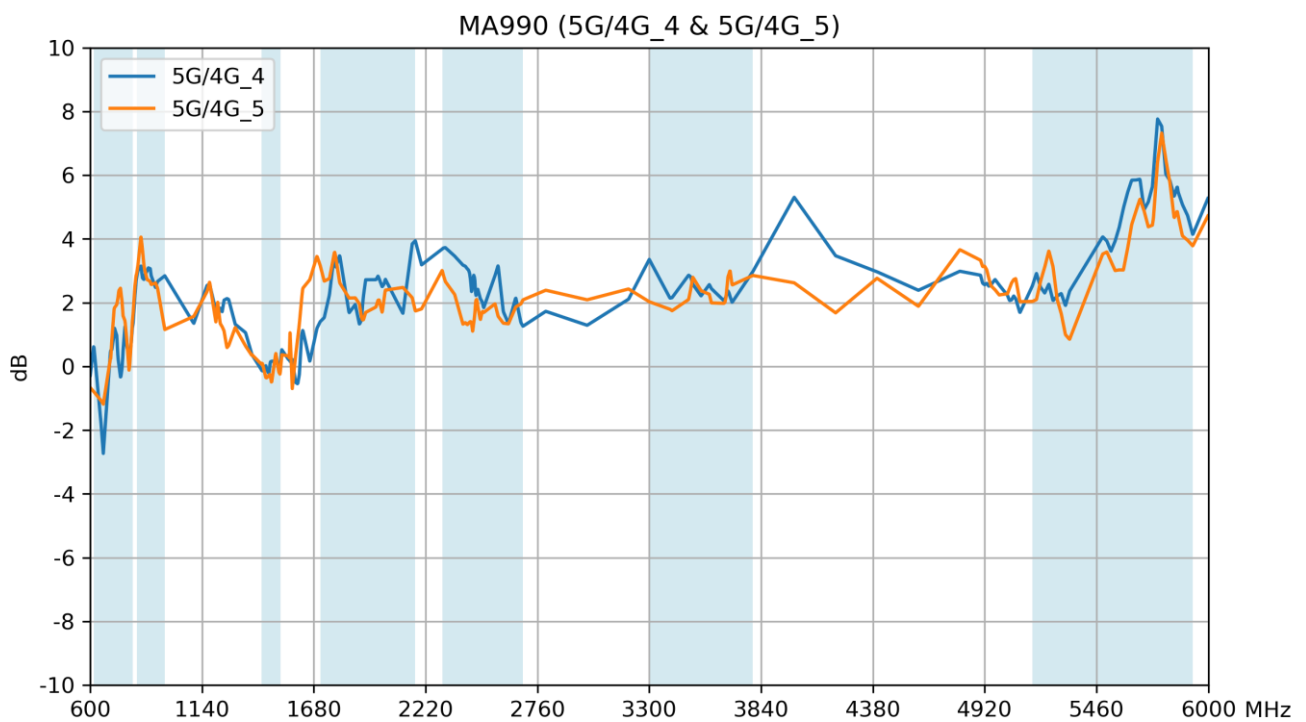
3.24 Peak Gain – 5G/4G 2 & 7



3.25 Peak Gain – 5G/4G 3 & 6

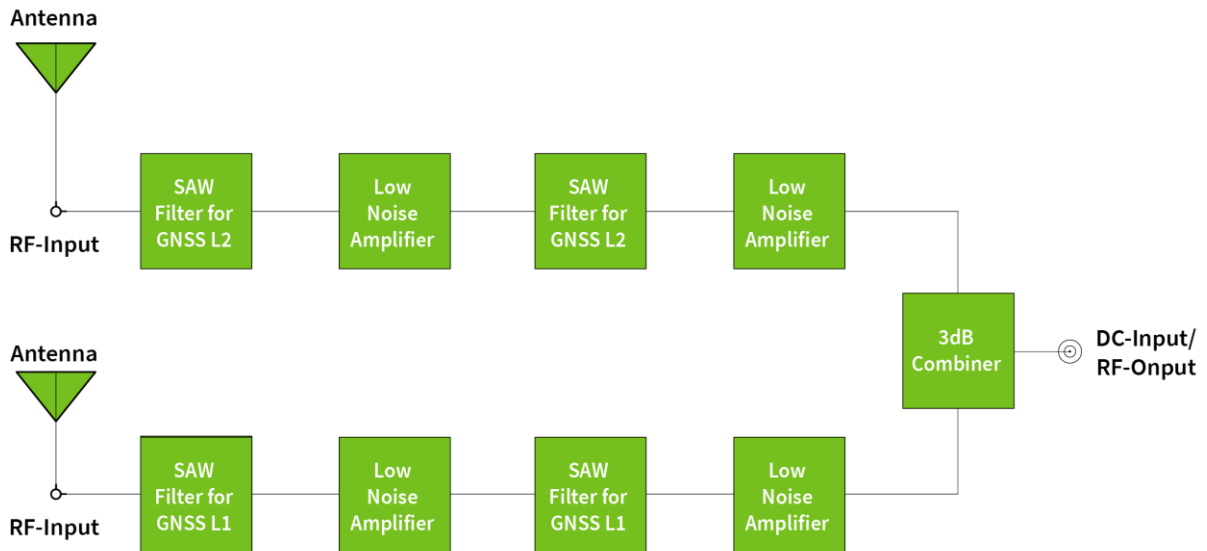


3.26 Peak Gain – 5G/4G 4 & 5



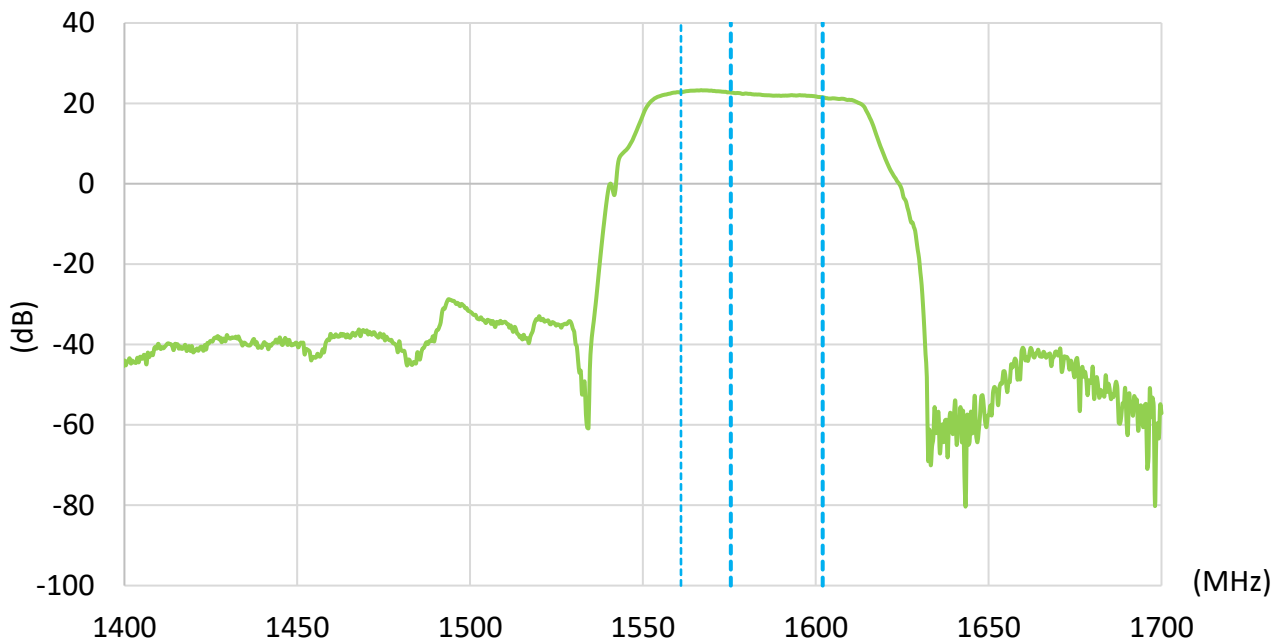
4. Active Antenna Characteristics

4.1 Block Diagram

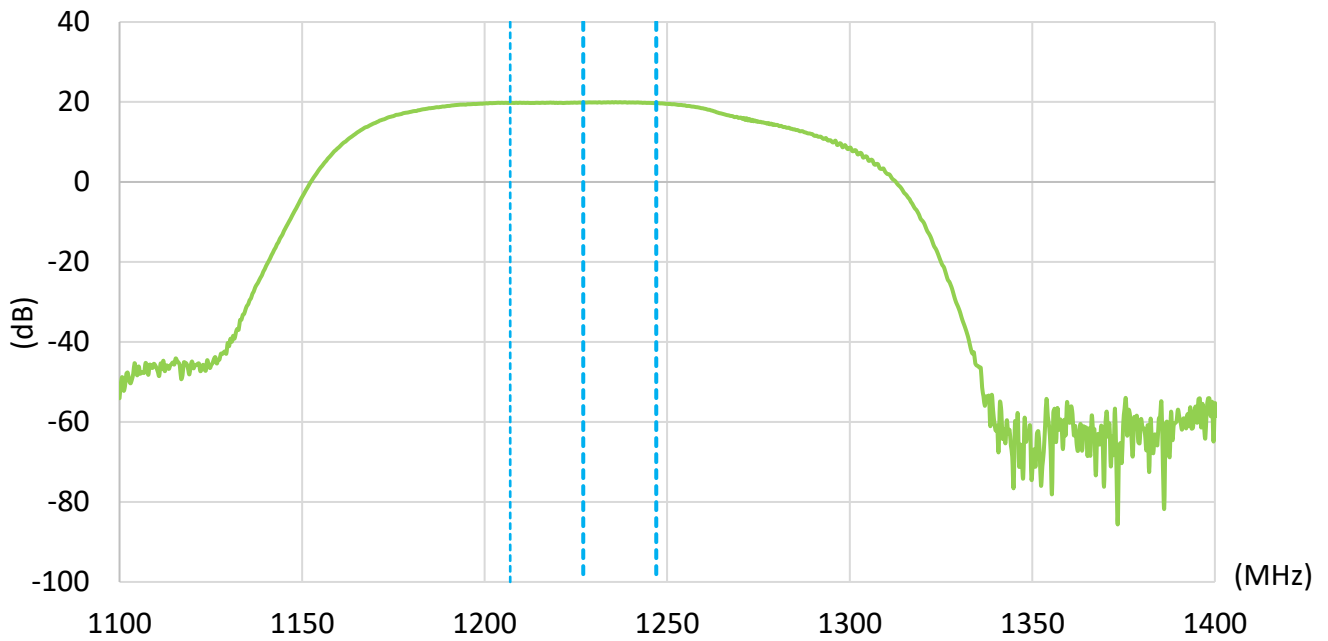


4.2 LNA Gain @3.0V

GNSS L1

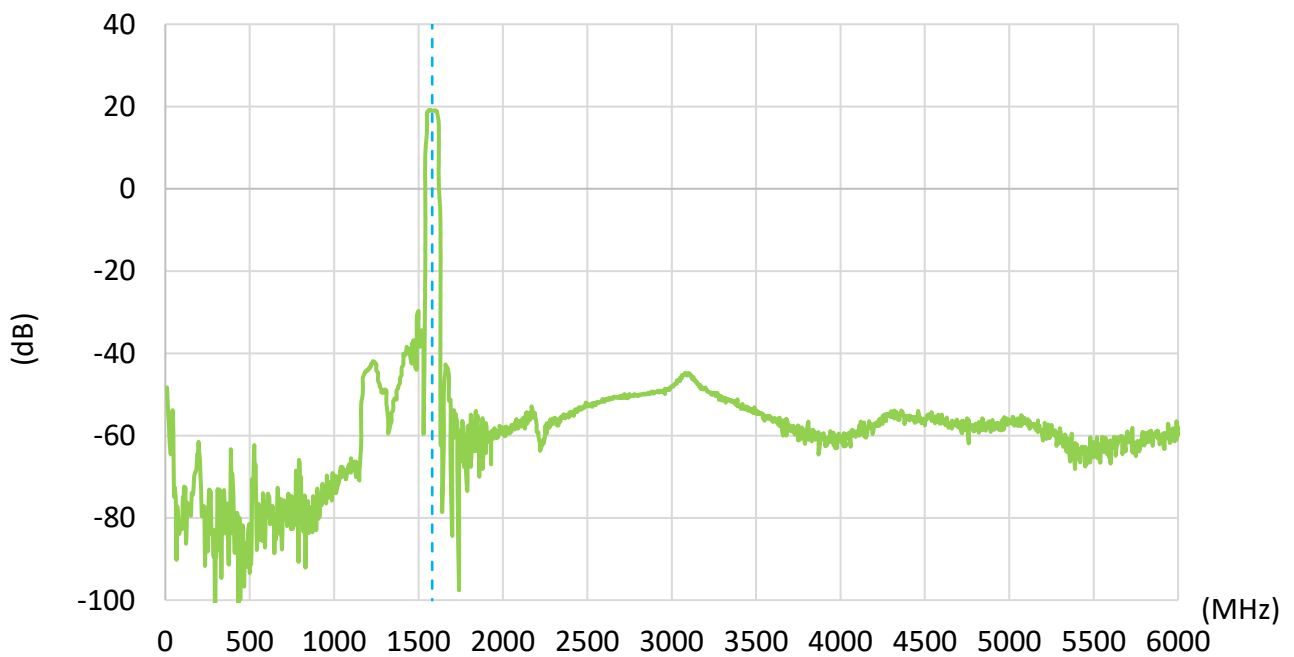


GNSS L2

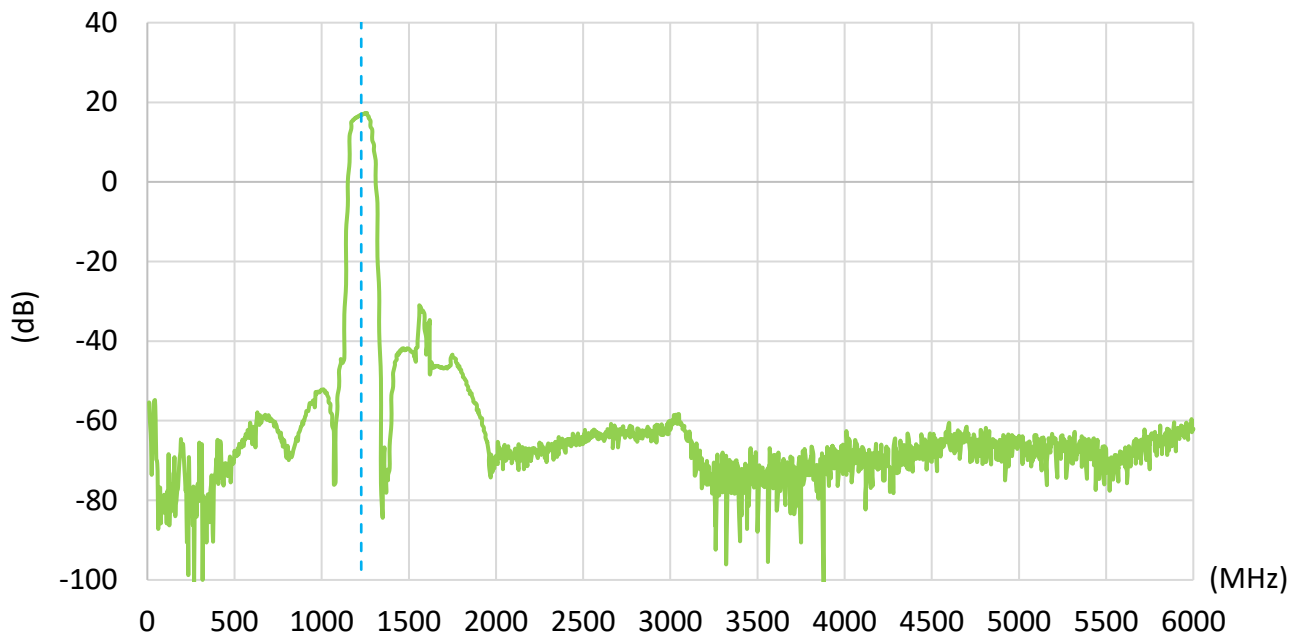


4.3 Out of Band Rejection

GNSS L1

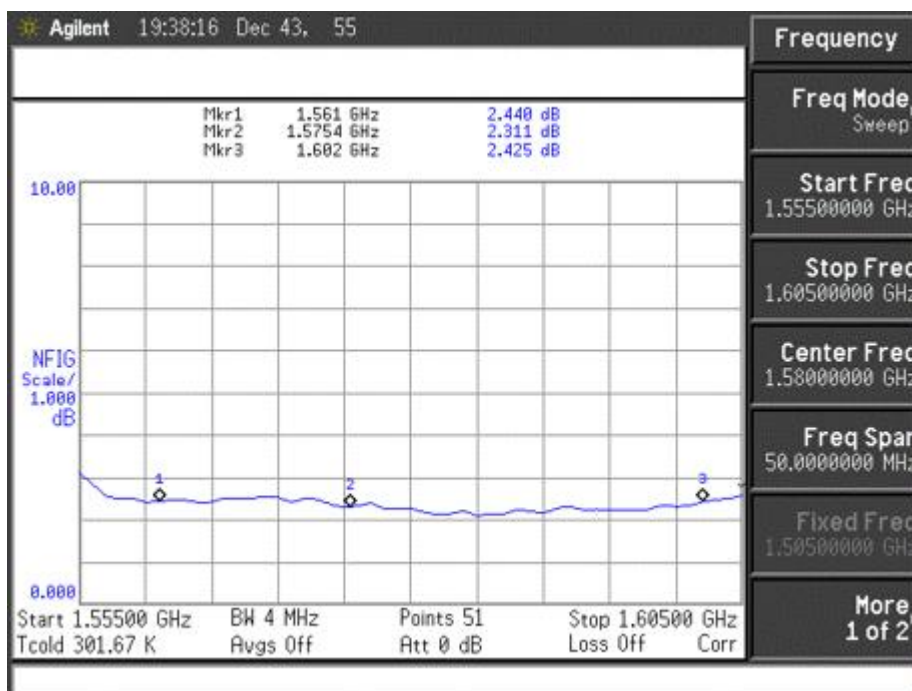


GNSS L2

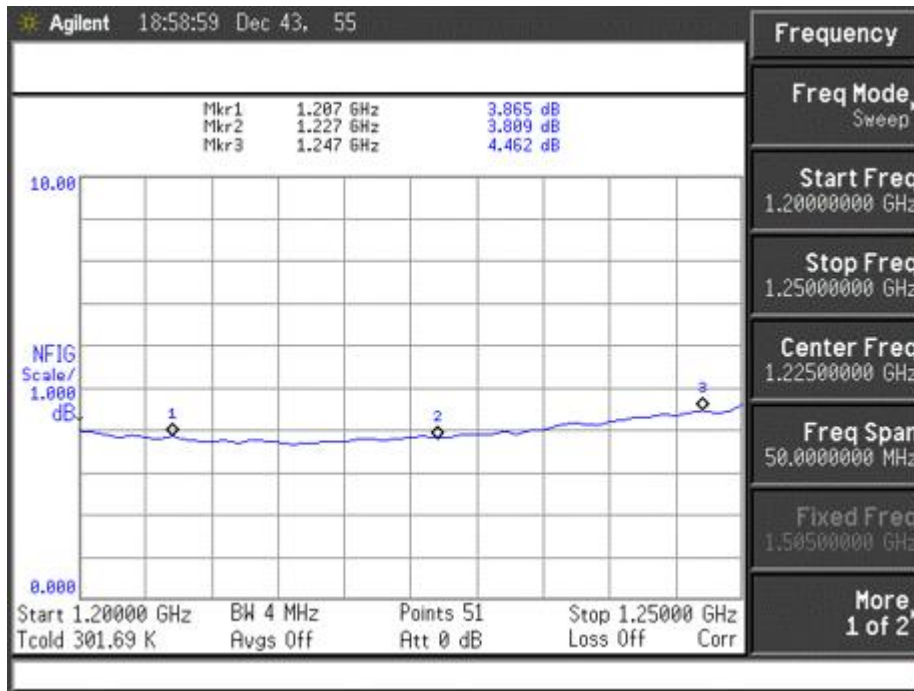


3.11 Noise Figure

GNSS L1



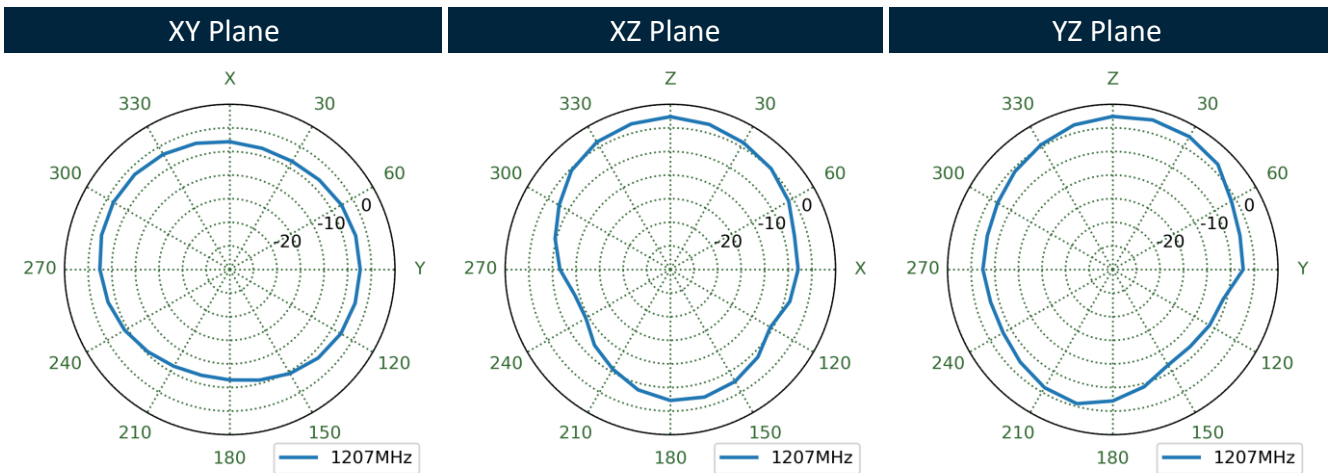

GNSS L2



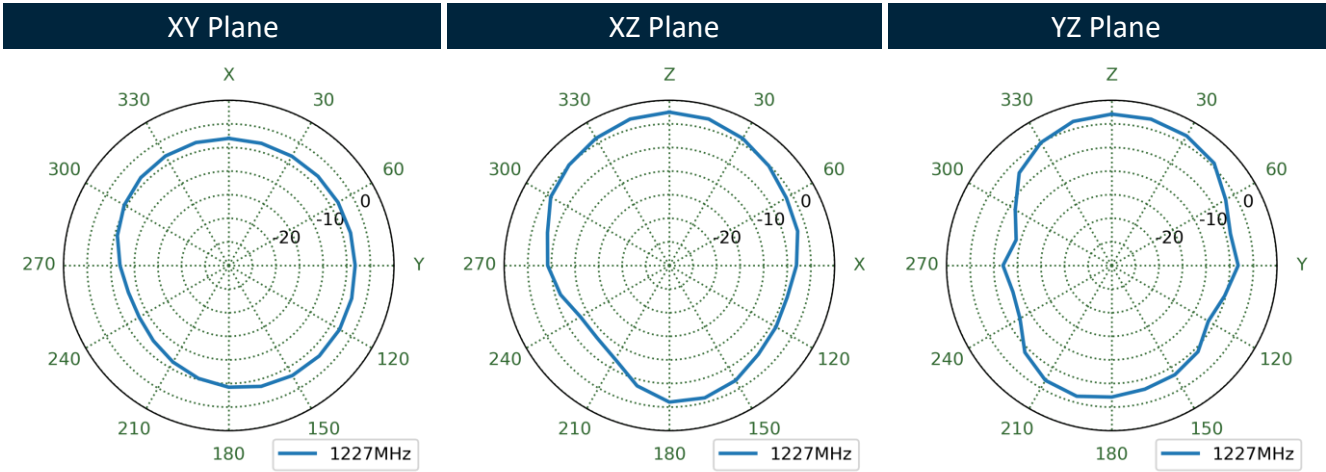
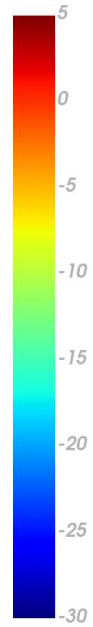

5. Radiation Patterns

5.1 GNSS 3D and 2D Radiation Patterns

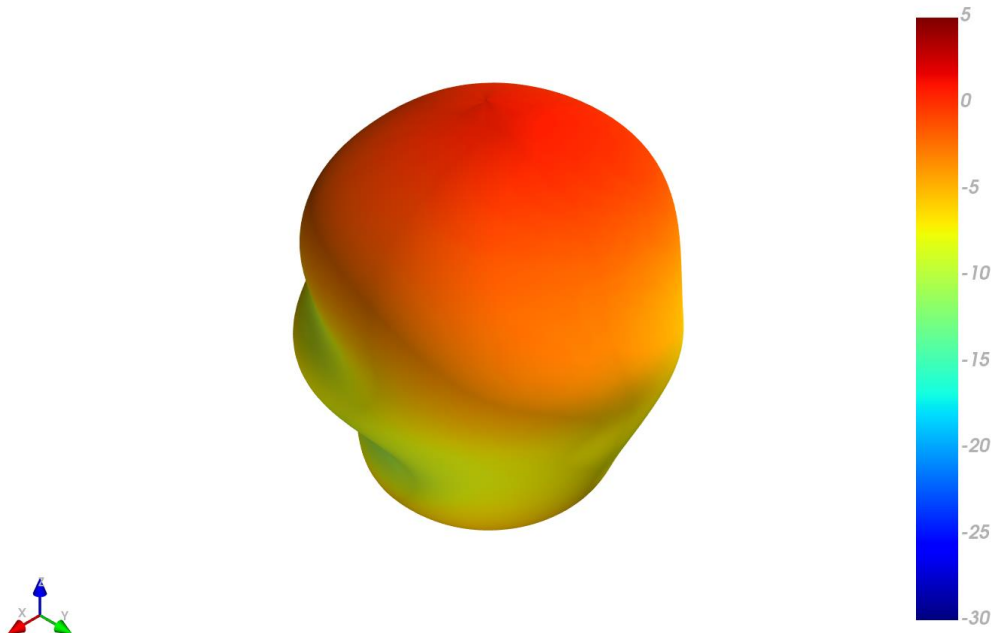
1207MHz



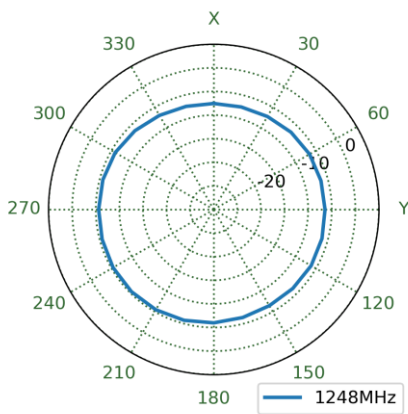
1227MHz



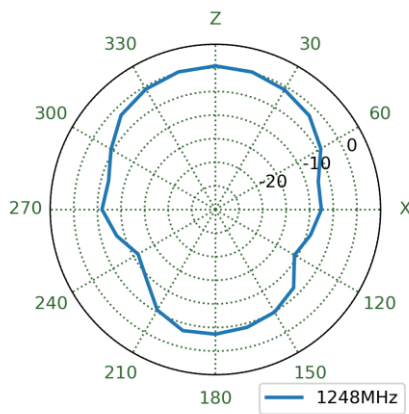
1248MHz



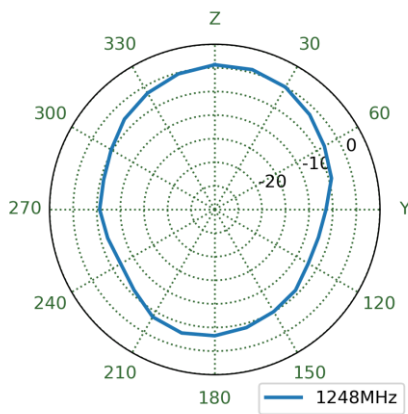
XY Plane



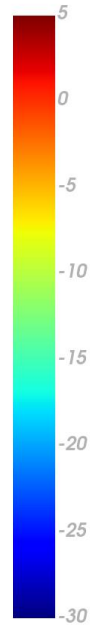

XZ Plane



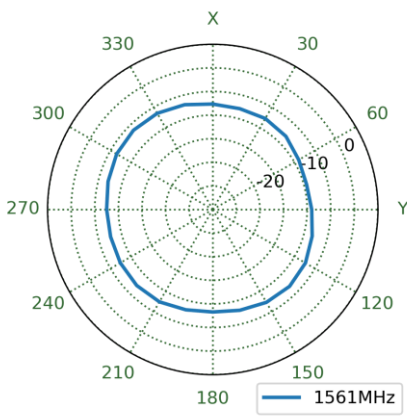
YZ Plane



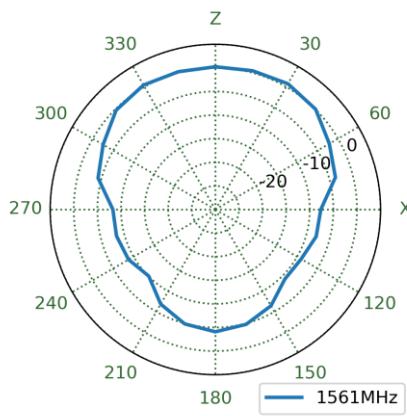
1561MHz



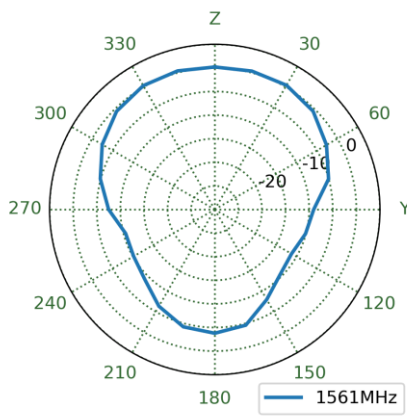
XY Plane



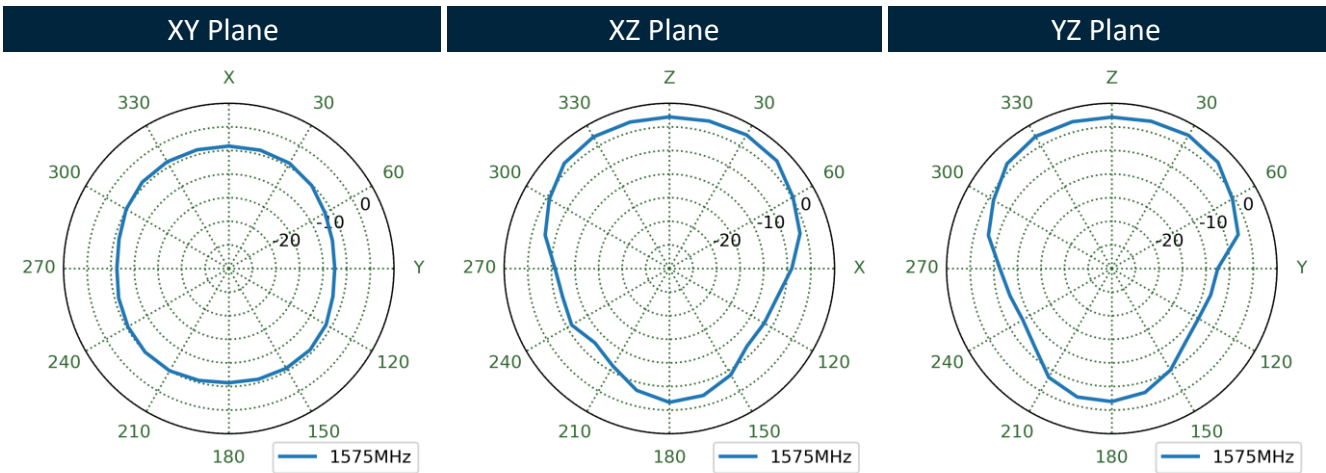
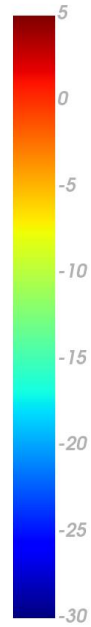

XZ Plane




YZ Plane



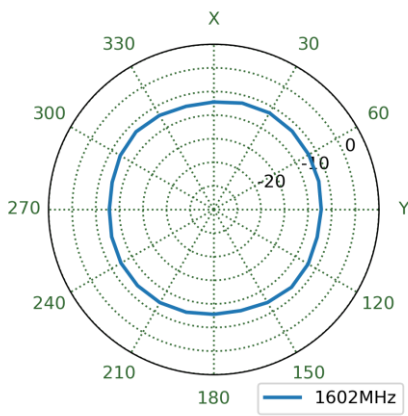
1575MHz



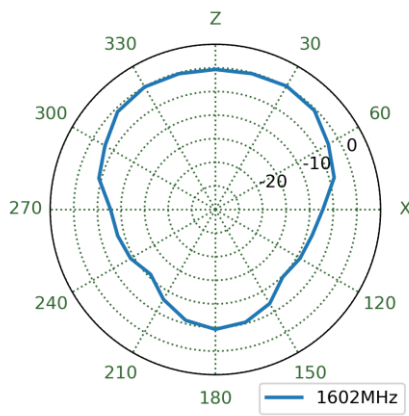
1602MHz



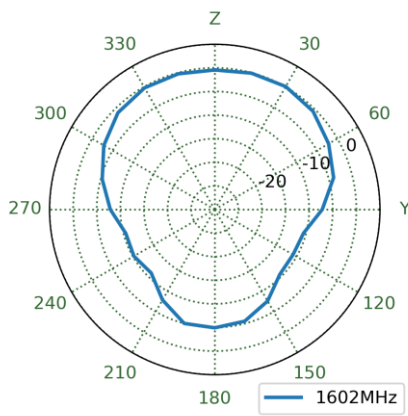
XY Plane



XZ Plane




YZ Plane

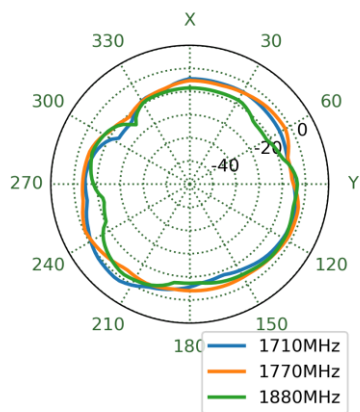


5.2 5G/4G 1 3D and 2D Radiation Patterns

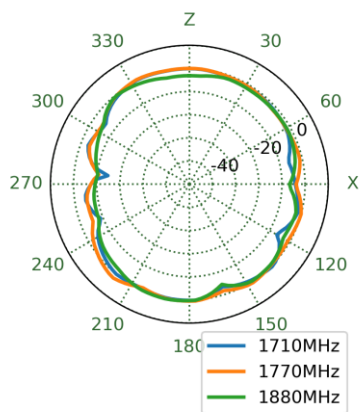
1710MHz



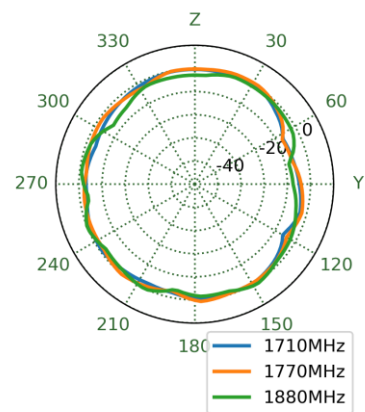
XY Plane



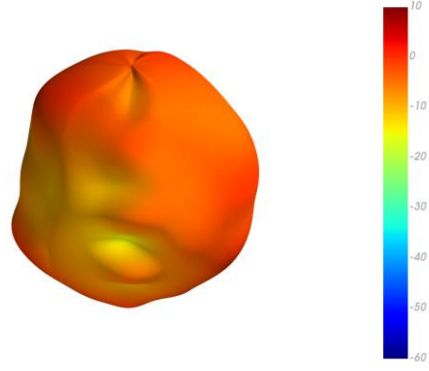
XZ Plane



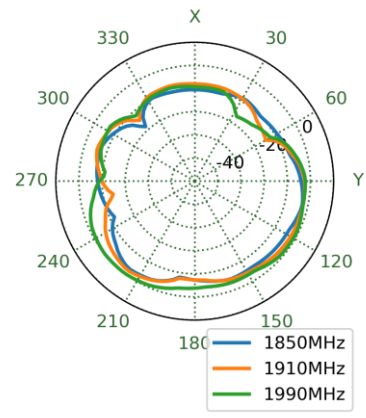
YZ Plane



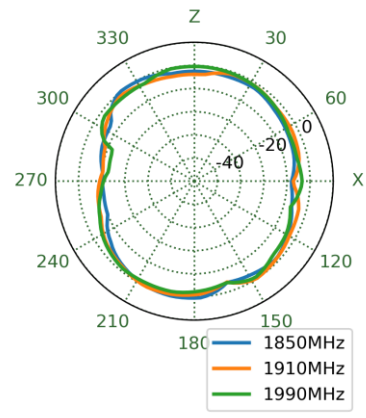
1910MHz



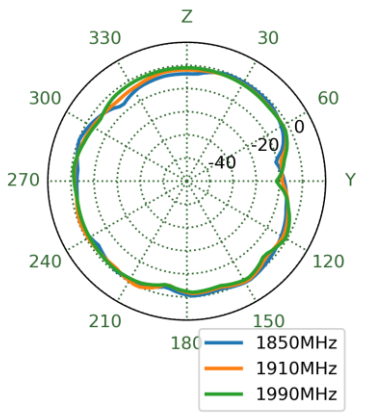
XY Plane



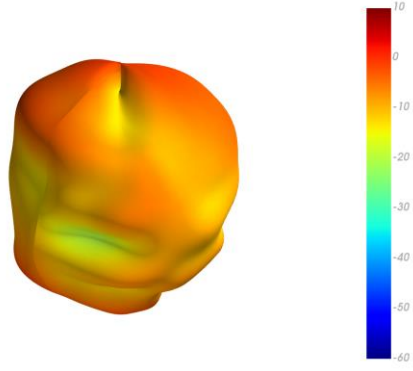
XZ Plane



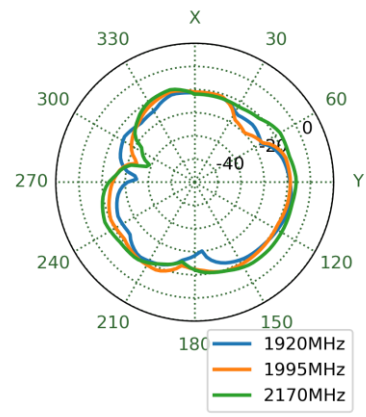
YZ Plane



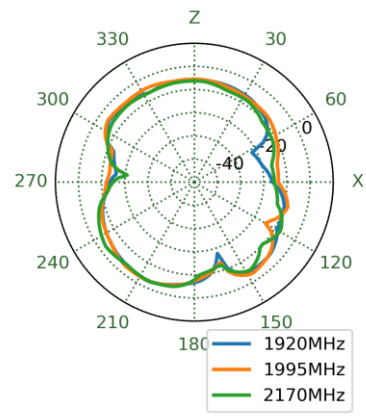
1995MHz



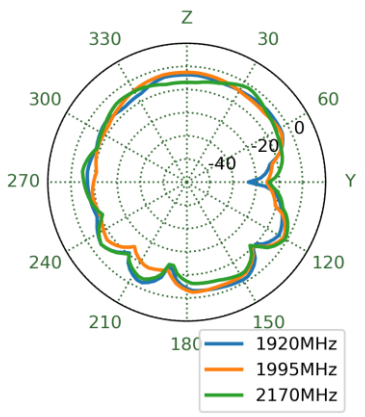
XY Plane



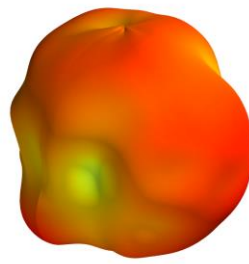
XZ Plane



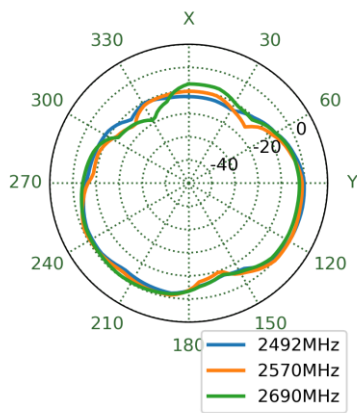
YZ Plane



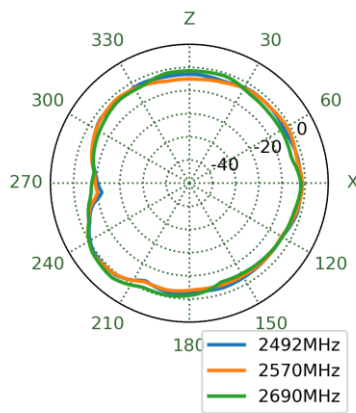
2570MHz



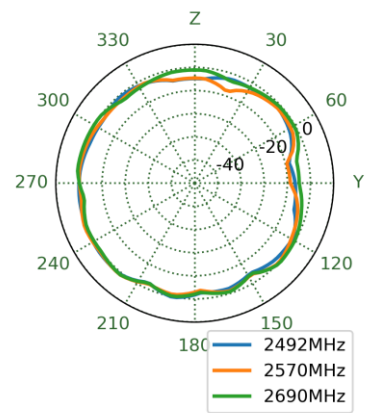
XY Plane





XZ Plane



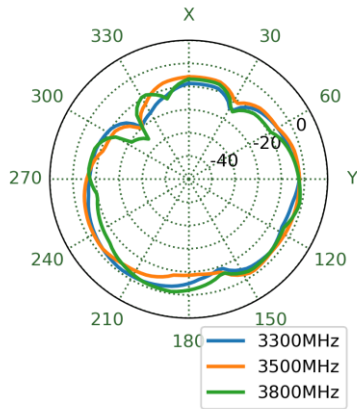
YZ Plane



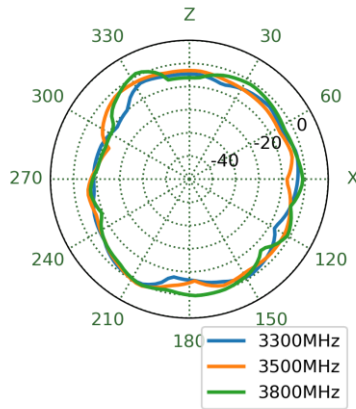
3500MHz



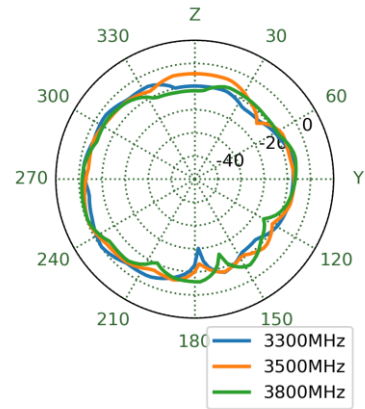
XY Plane



XZ Plane

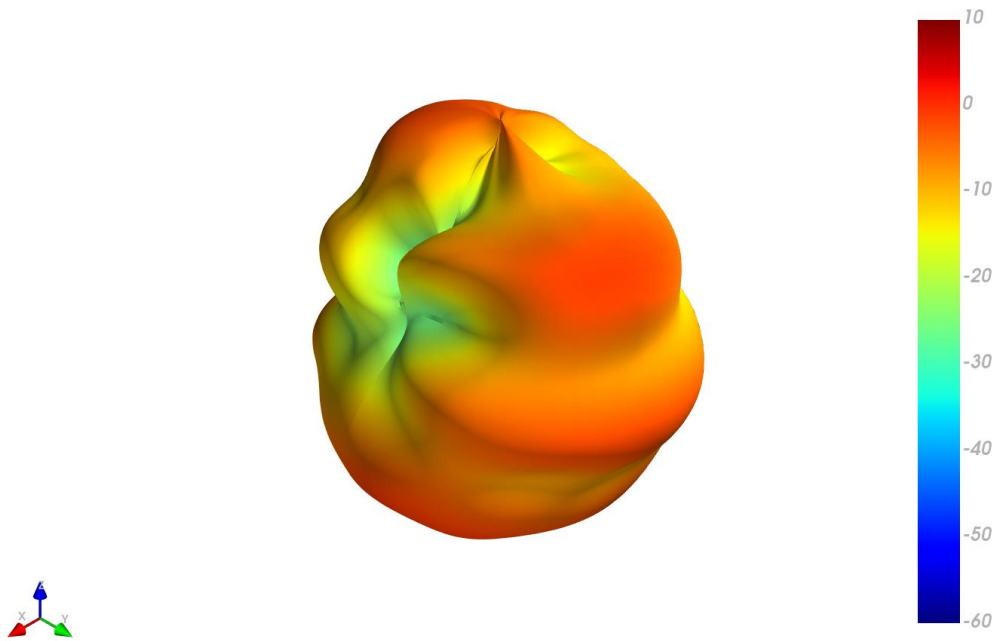


YZ Plane

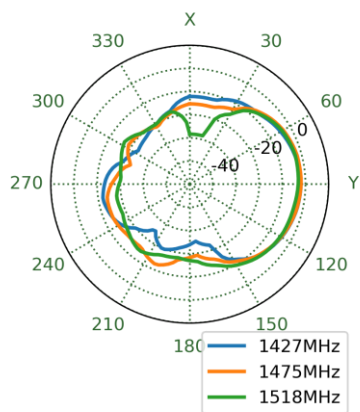


5.3 5G/4G 2 3D and 2D Radiation Patterns

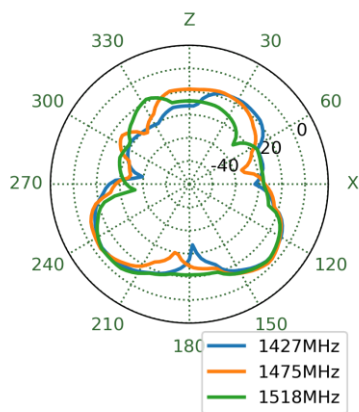
1475MHz



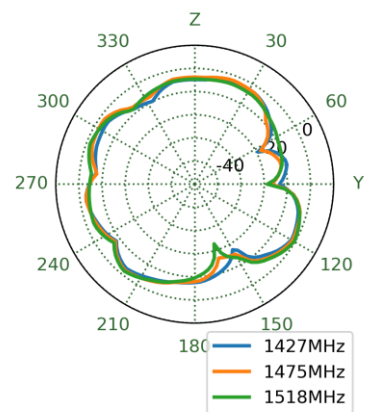
XY Plane




XZ Plane



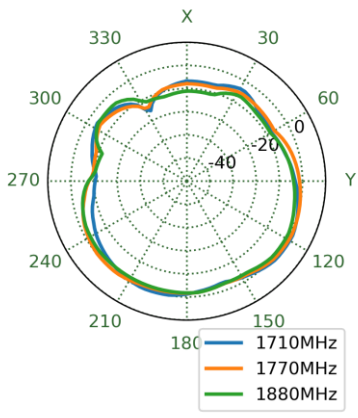
YZ Plane



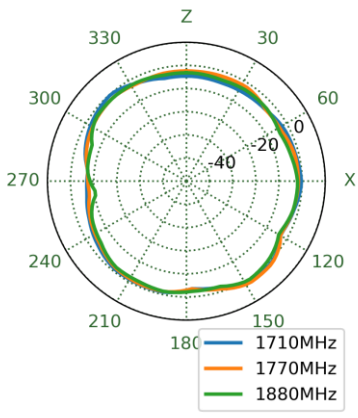
1770MHz



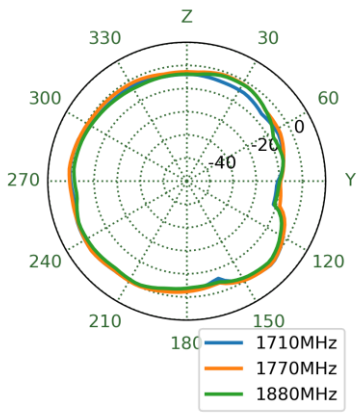
XY Plane





XZ Plane



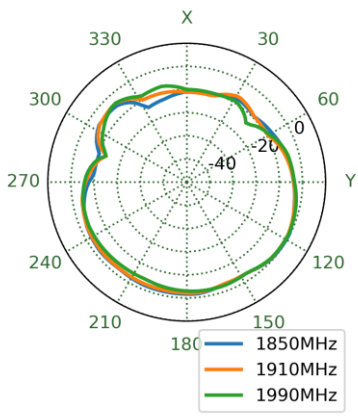
YZ Plane



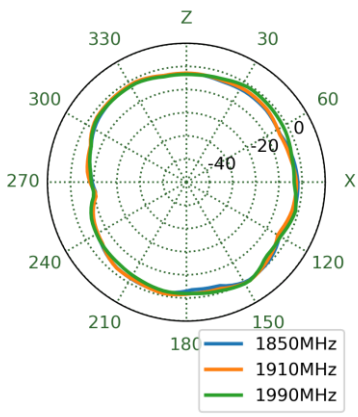
1910MHz



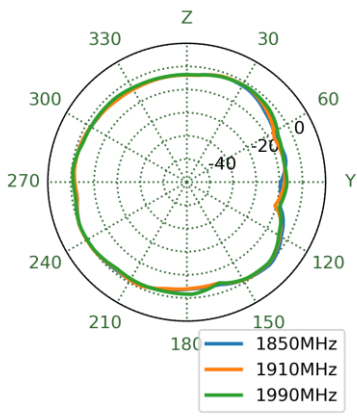
XY Plane



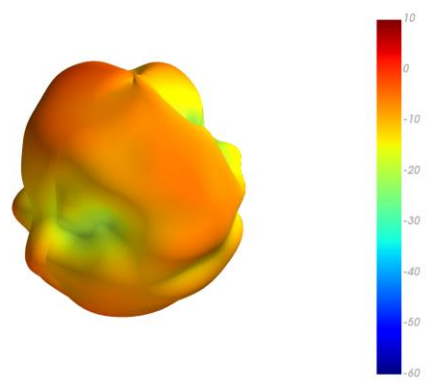
XZ Plane



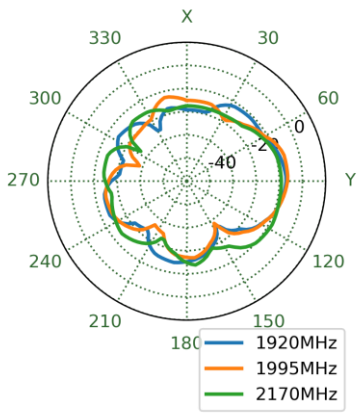
YZ Plane



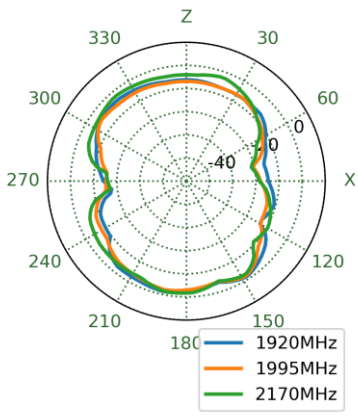
1995MHz



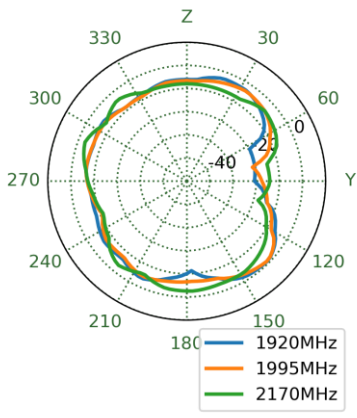
XY Plane



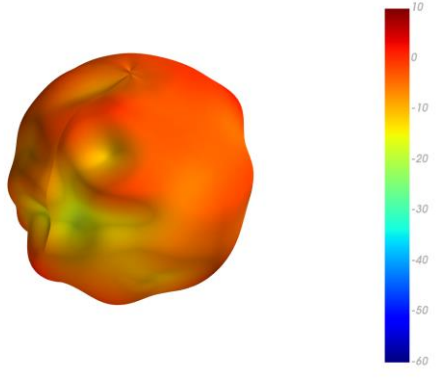
XZ Plane



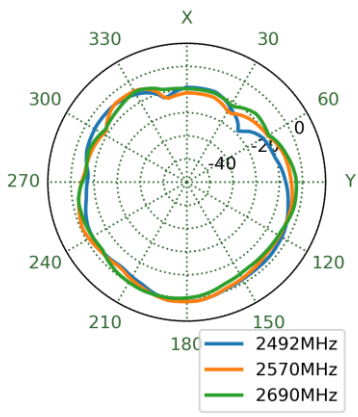
YZ Plane



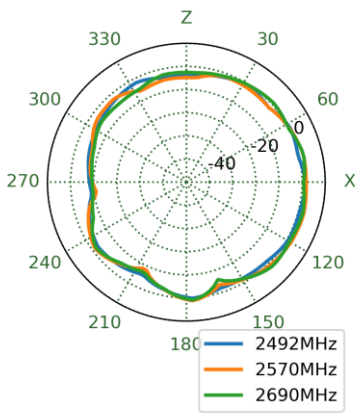
2570MHz



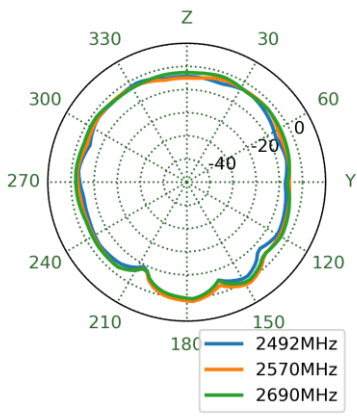
XY Plane



XZ Plane

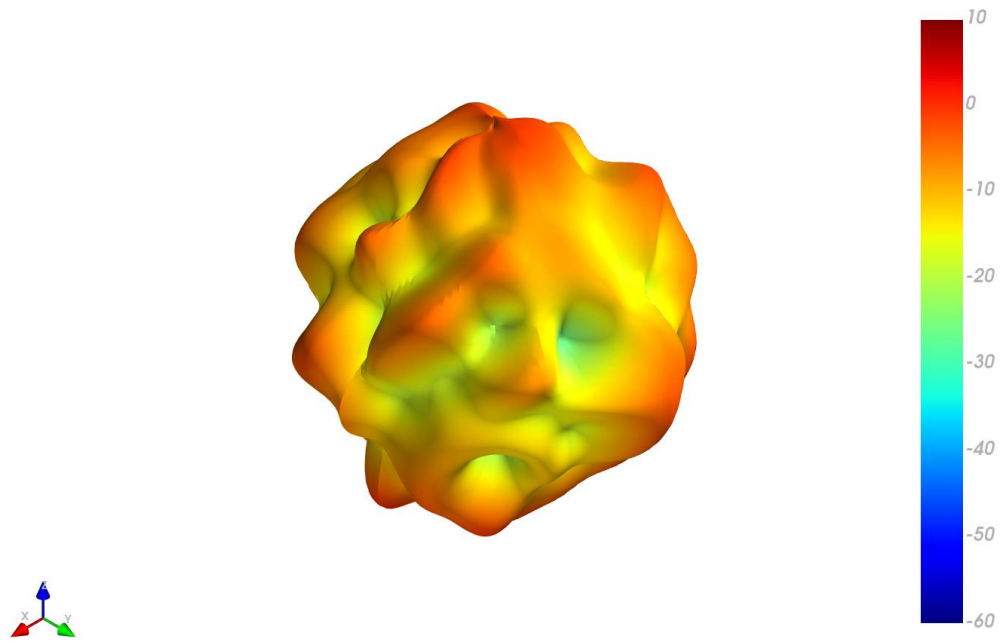


YZ Plane

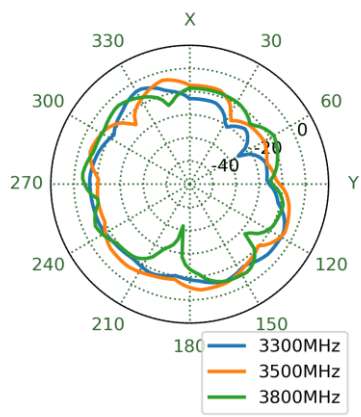


5.4 5G/4G 3 3D and 2D Radiation Patterns

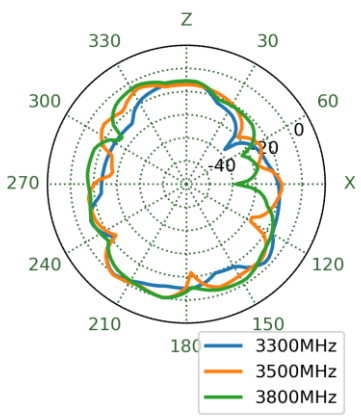
3500MHz



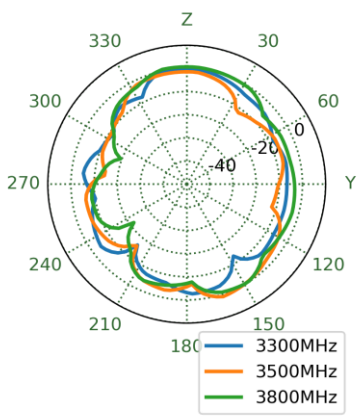
XY Plane



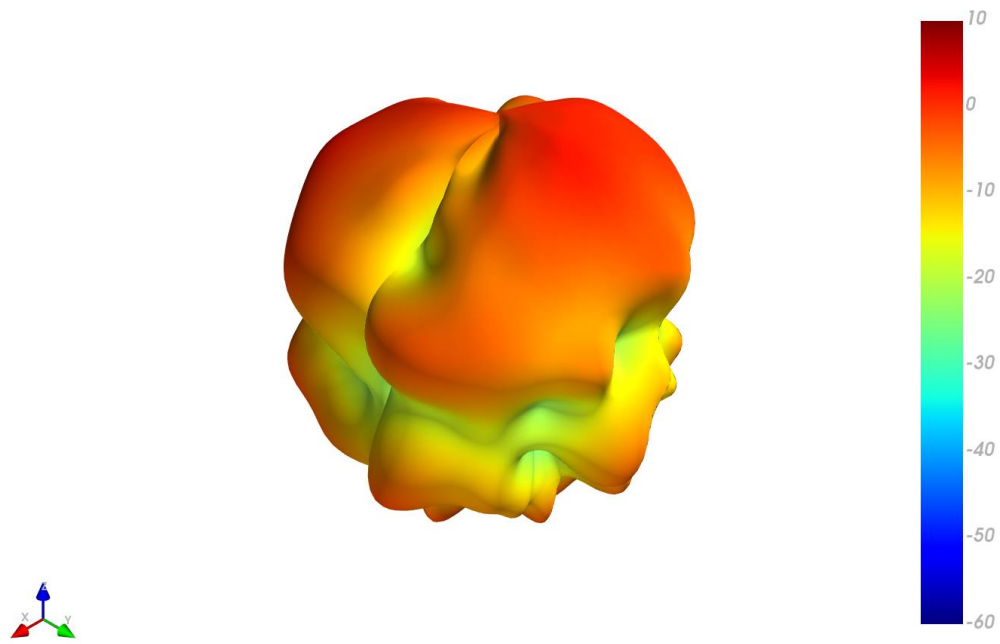
XZ Plane



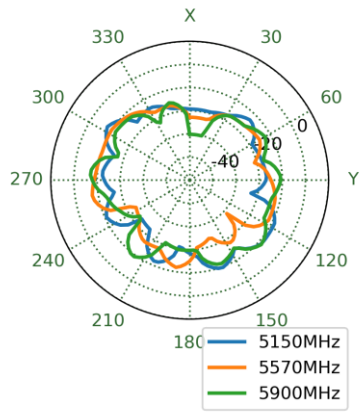
YZ Plane



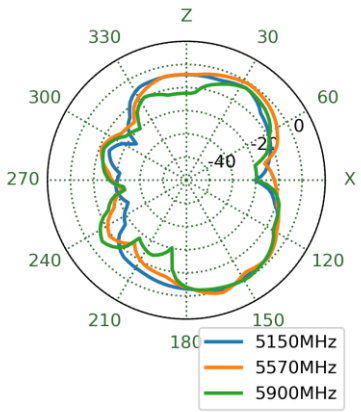
5570MHz



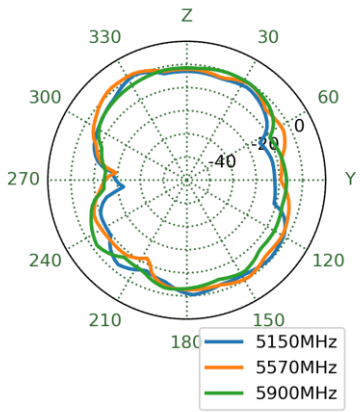
XY Plane



XZ Plane




YZ Plane

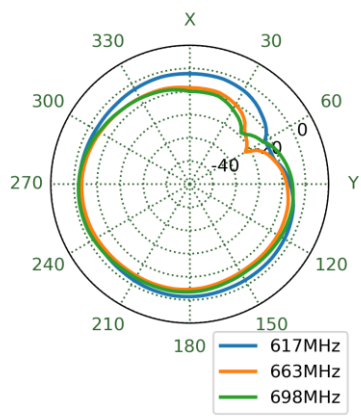


5.5 5G/4G 4 3D and 2D Radiation Patterns

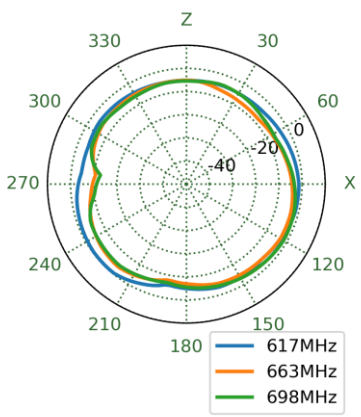
663MHz



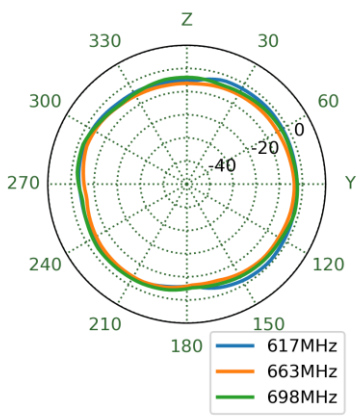
XY Plane



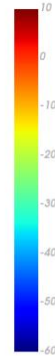
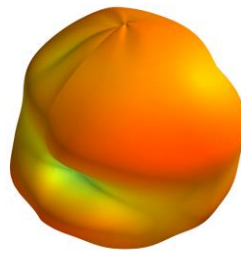
XZ Plane



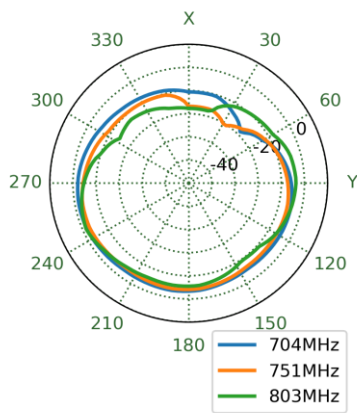
YZ Plane



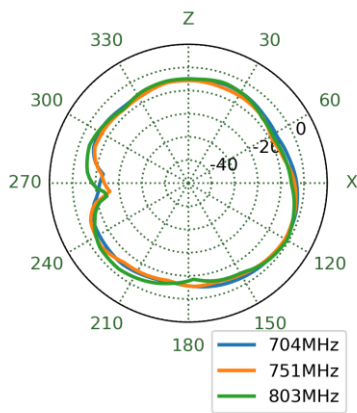
751MHz



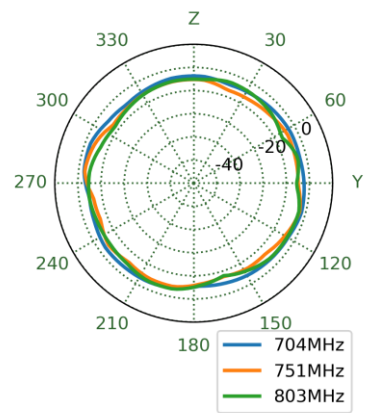
XY Plane




XZ Plane



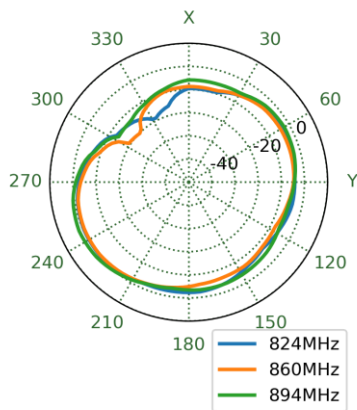
YZ Plane



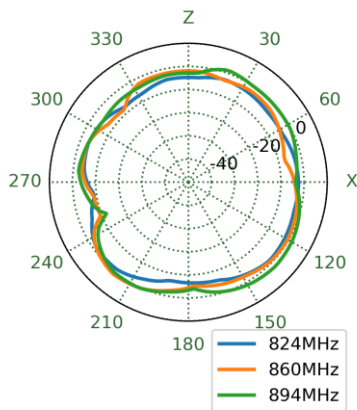
860MHz



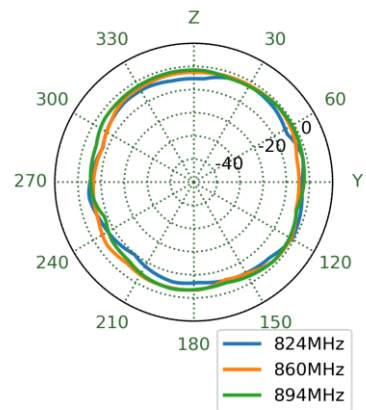
XY Plane




XZ Plane



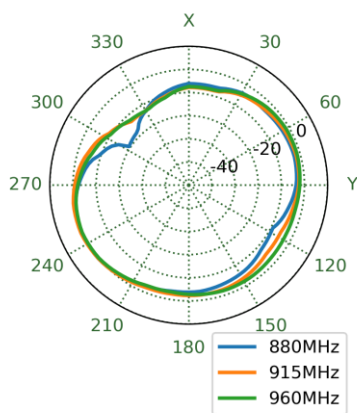
YZ Plane



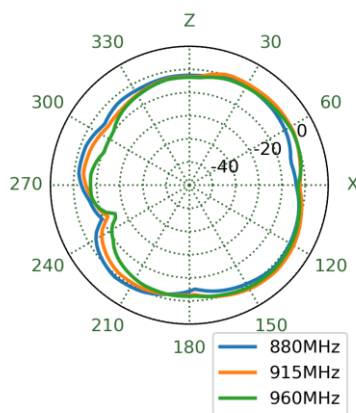
915MHz



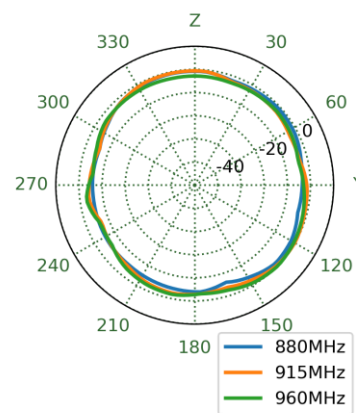
XY Plane




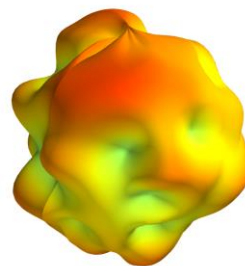
XZ Plane



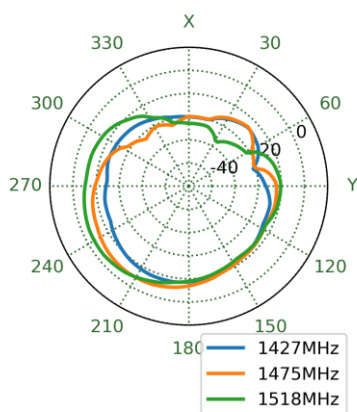
YZ Plane



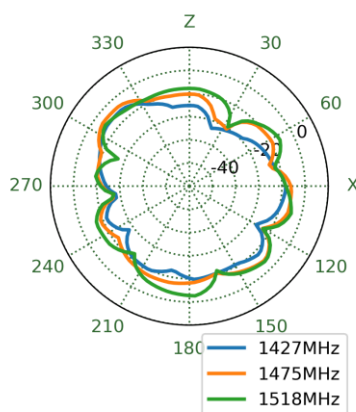
1475MHz



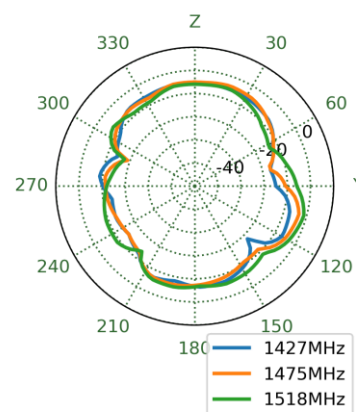
XY Plane




XZ Plane



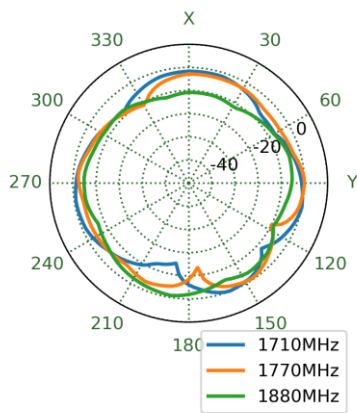
YZ Plane



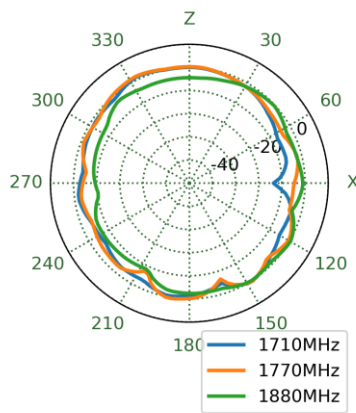
1770MHz



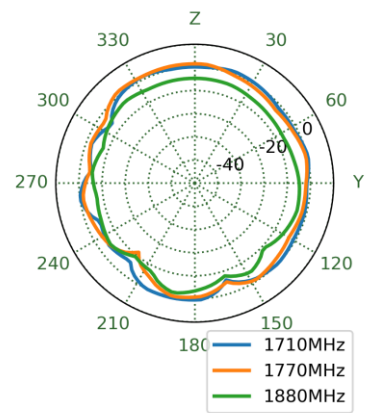
XY Plane



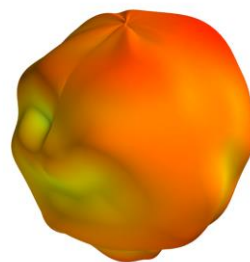
XZ Plane



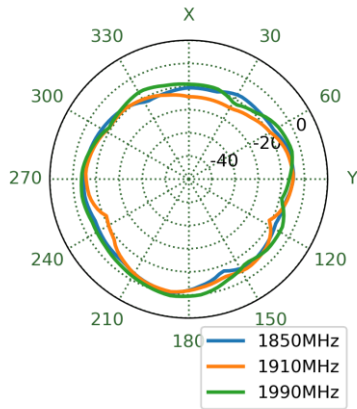
YZ Plane



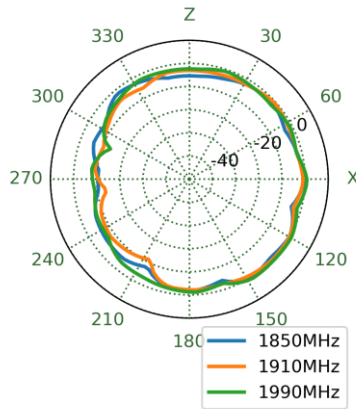
1910MHz



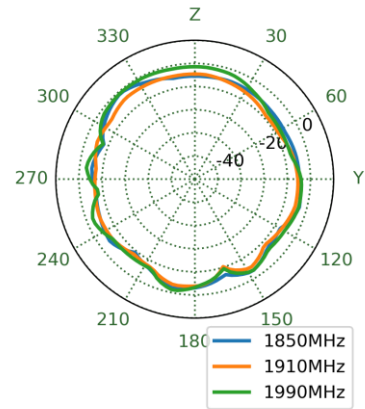
XY Plane



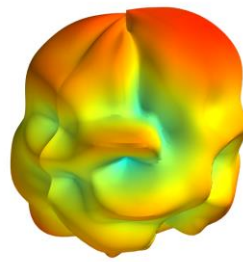
XZ Plane



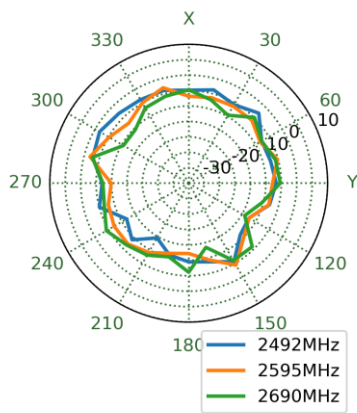
YZ Plane



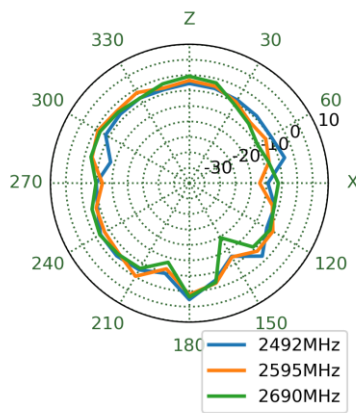
1995MHz



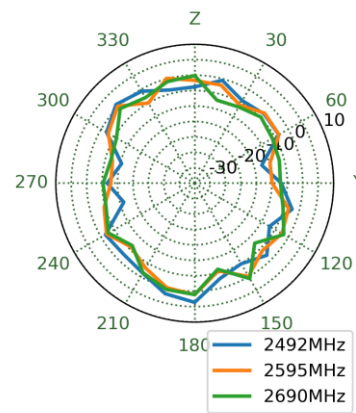
XY Plane




XZ Plane



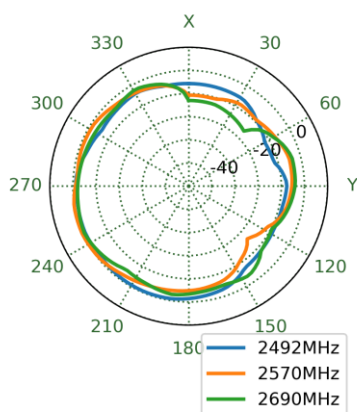
YZ Plane



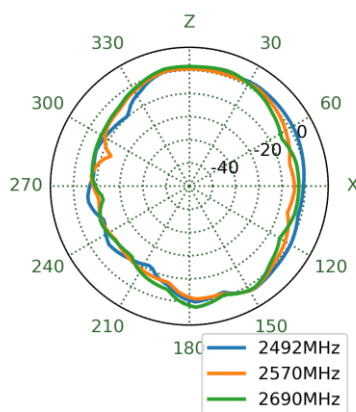
2570MHz



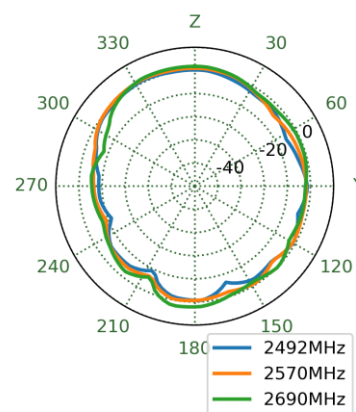
XY Plane




XZ Plane



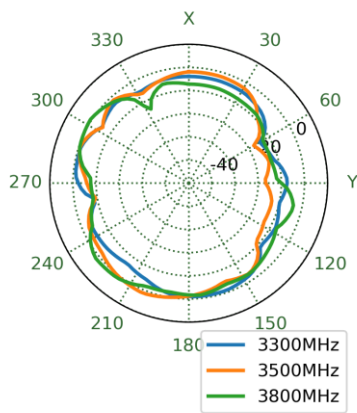
YZ Plane



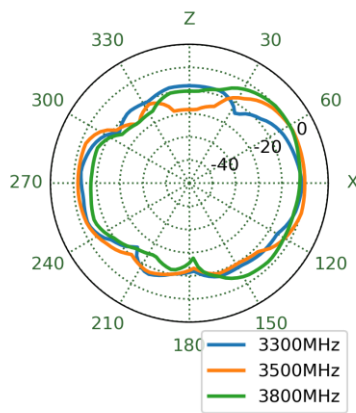
3500MHz



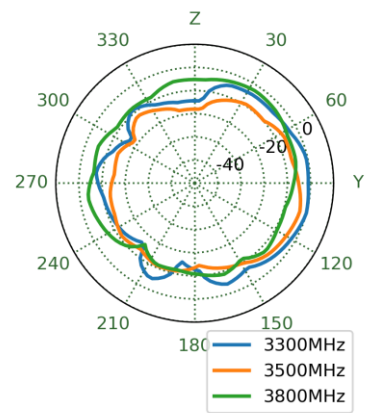
XY Plane




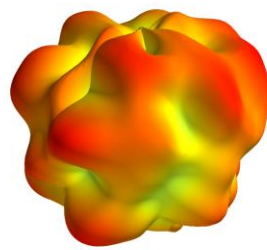
XZ Plane



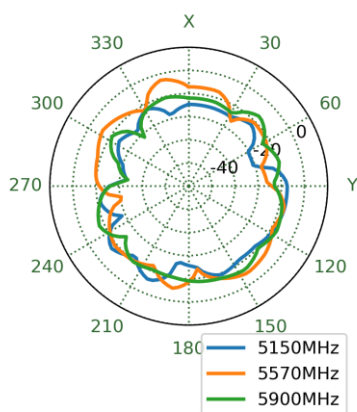
YZ Plane



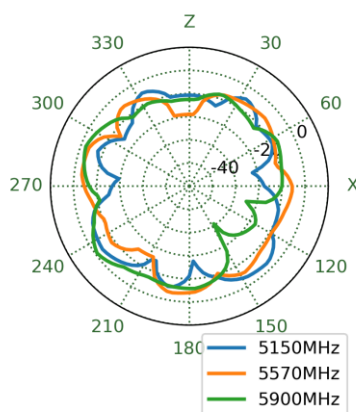
5570MHz



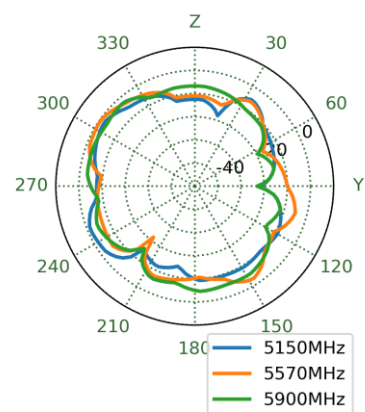
XY Plane



XZ Plane




YZ Plane

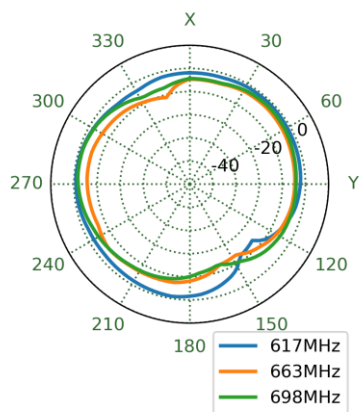


5.6 5G/4G 5 3D and 2D Radiation Patterns

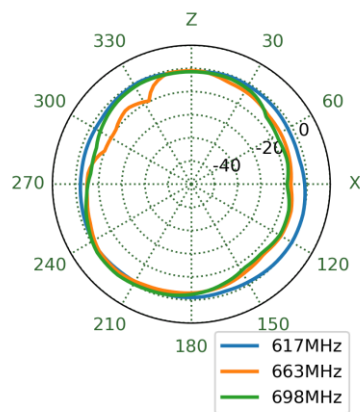
663MHz



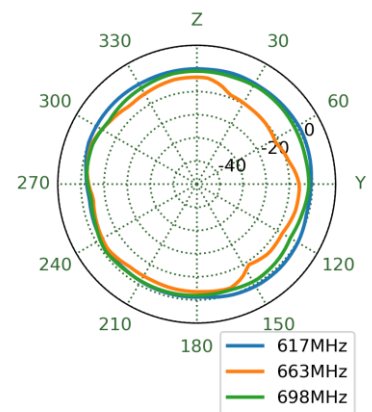
XY Plane




XZ Plane



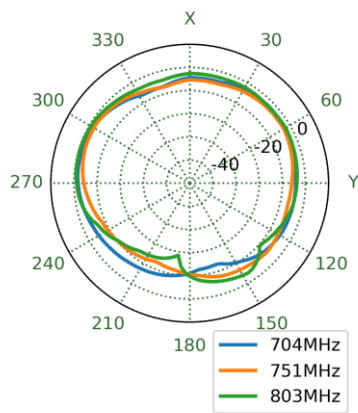
YZ Plane



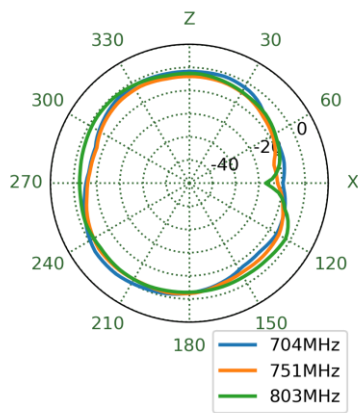
751MHz



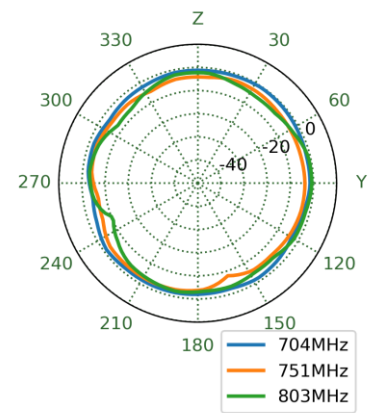
XY Plane




XZ Plane



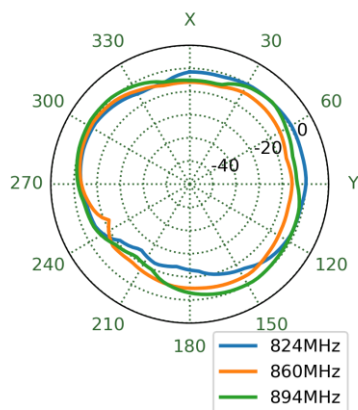
YZ Plane



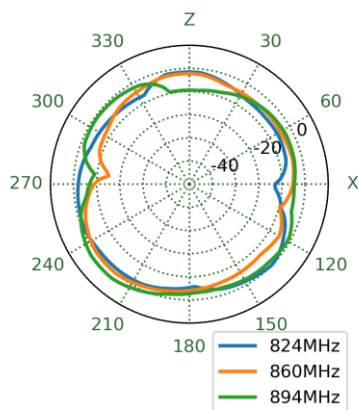
860MHz



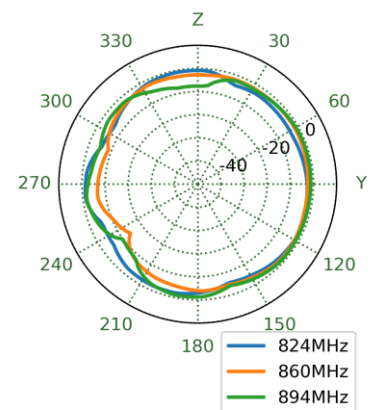
XY Plane





XZ Plane



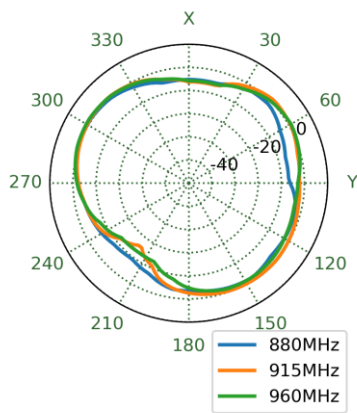
YZ Plane



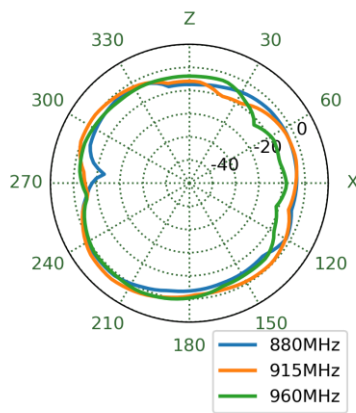
915MHz



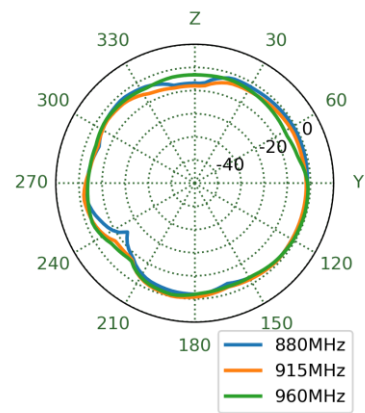
XY Plane




XZ Plane



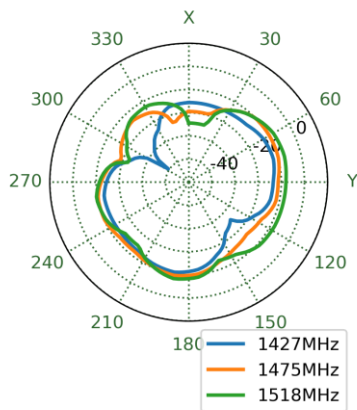
YZ Plane



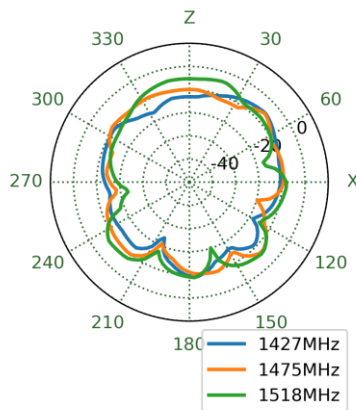
1475MHz



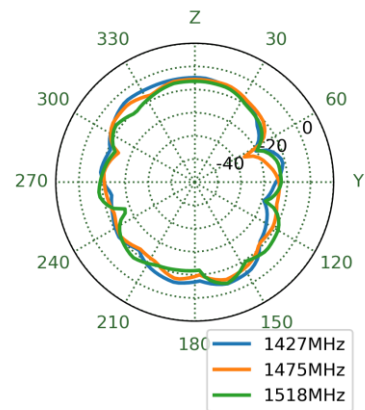
XY Plane



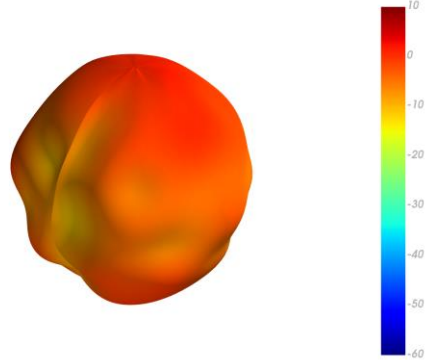
XZ Plane



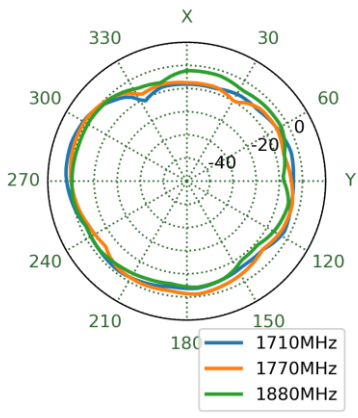
YZ Plane



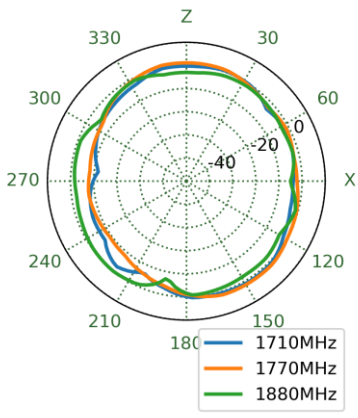
1770MHz



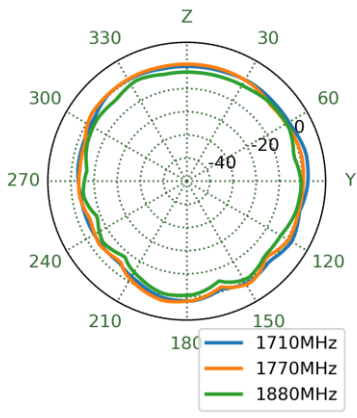
XY Plane



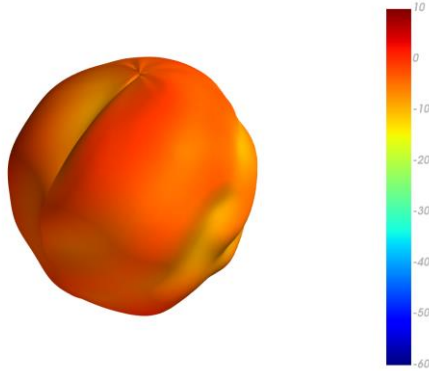
XZ Plane



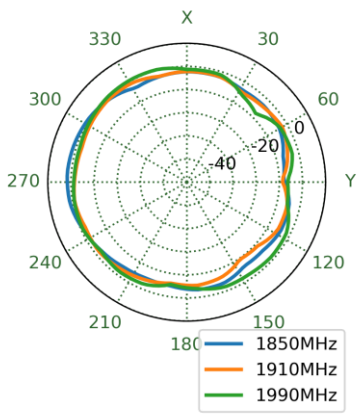
YZ Plane



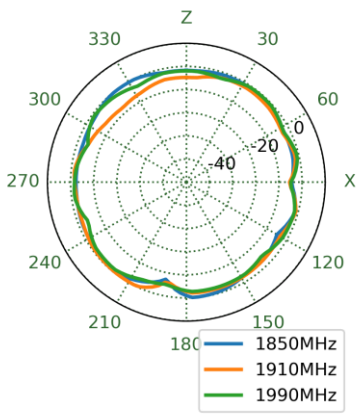
1910MHz



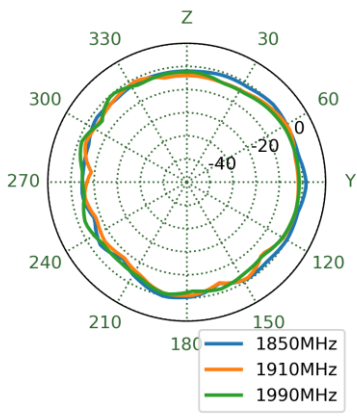
XY Plane





XZ Plane



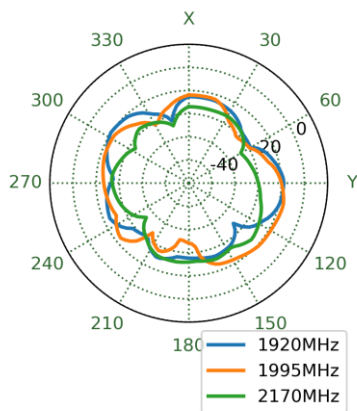
YZ Plane



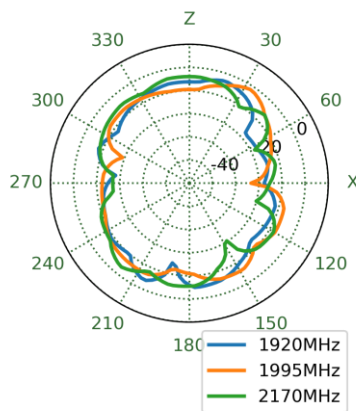
1995MHz



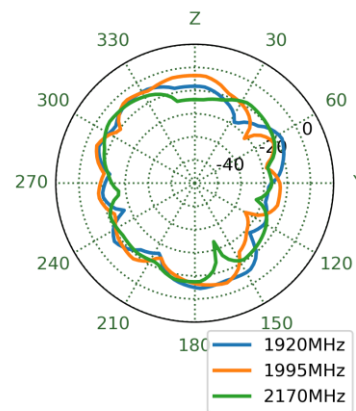
XY Plane




XZ Plane



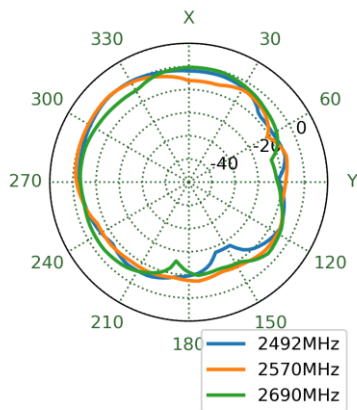
YZ Plane



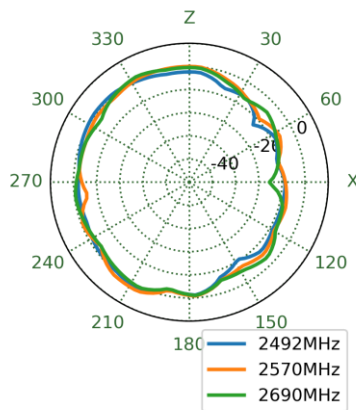
2570MHz



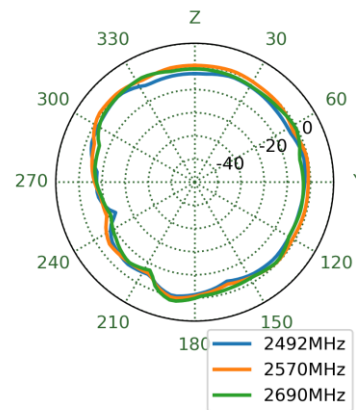
XY Plane





XZ Plane



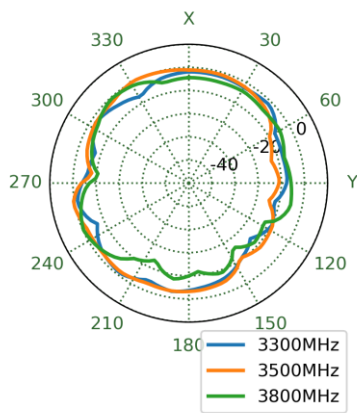
YZ Plane



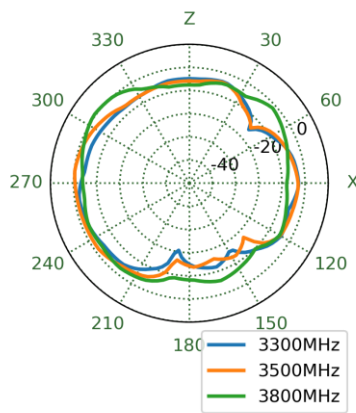
3500MHz



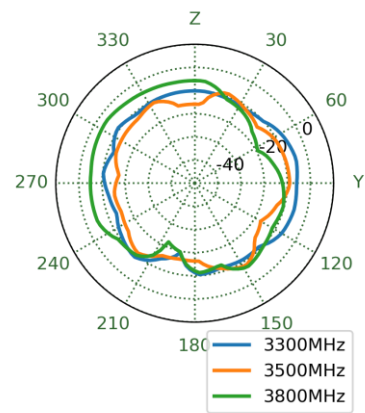
XY Plane




XZ Plane



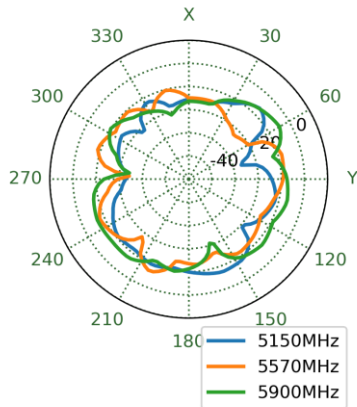
YZ Plane



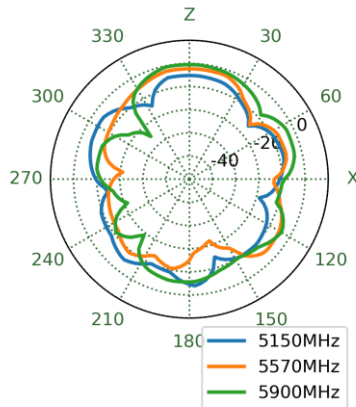
5570MHz



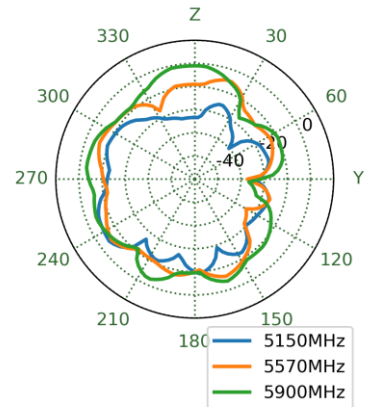
XY Plane



XZ Plane




YZ Plane

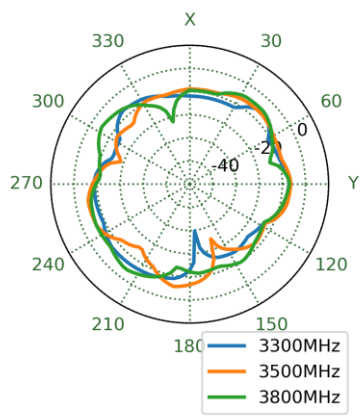


5.7 5G/4G 6 3D and 2D Radiation Patterns

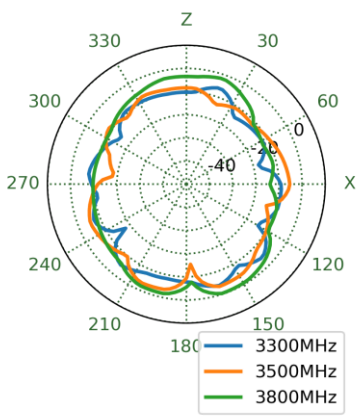
3500MHz



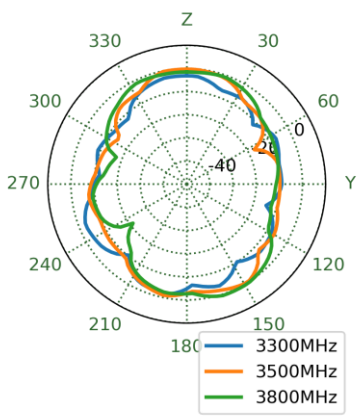
XY Plane



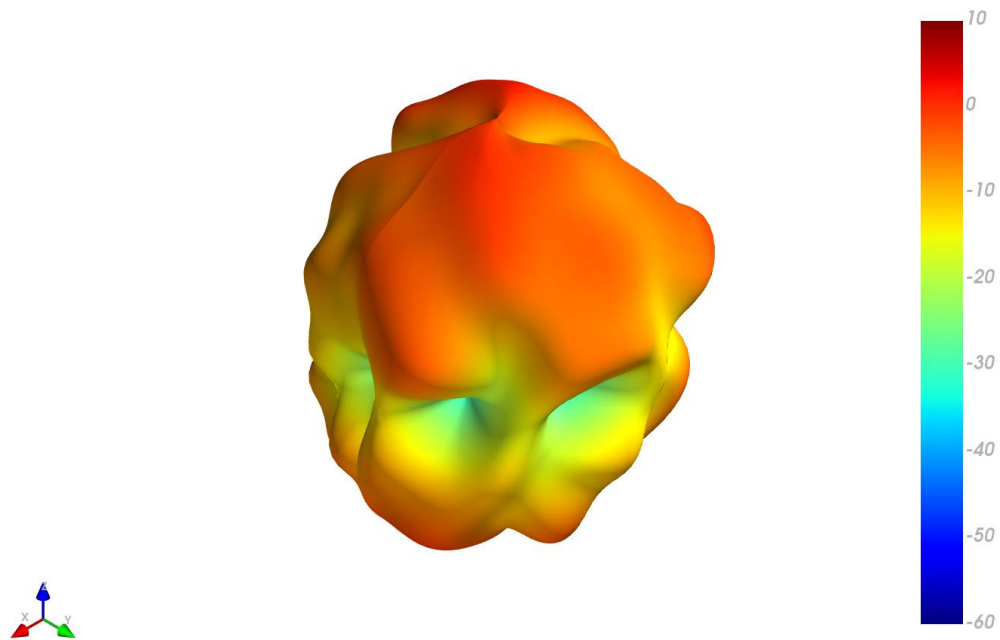
XZ Plane



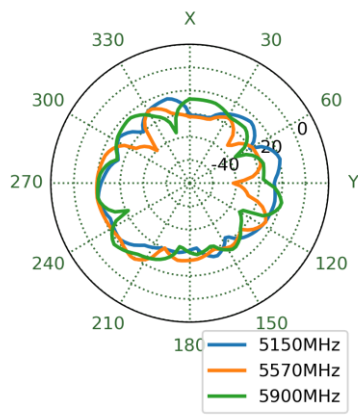
YZ Plane



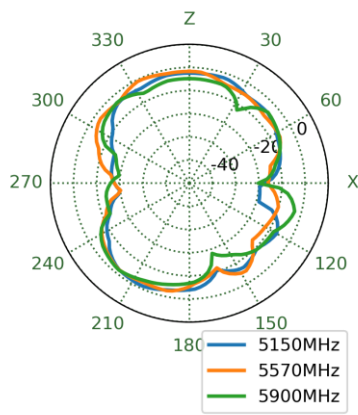
5570MHz



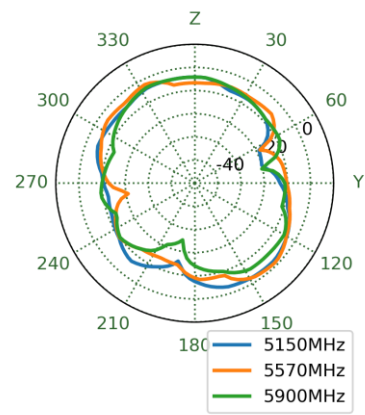
XY Plane



XZ Plane

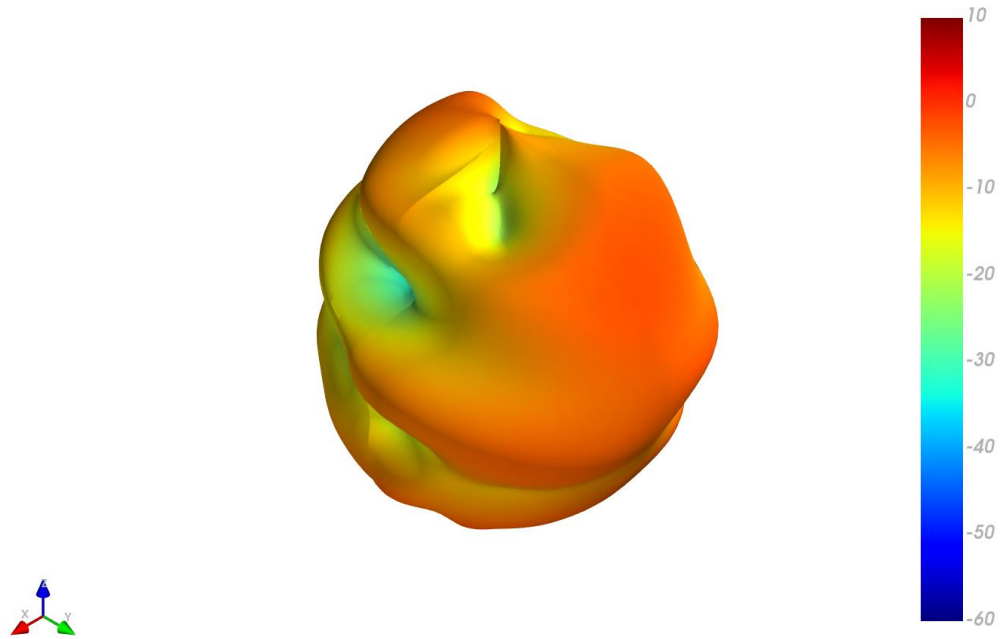


YZ Plane

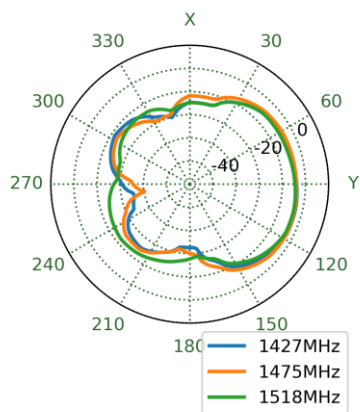


5.8 5G/4G 7 3D and 2D Radiation Patterns

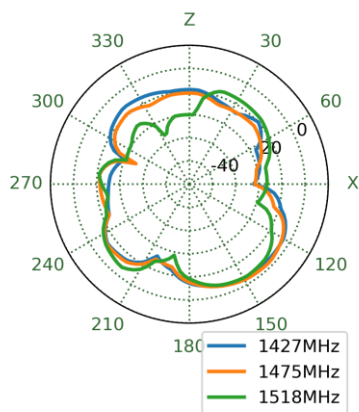
1475MHz



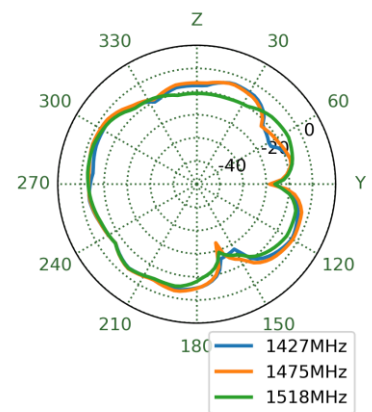
XY Plane




XZ Plane



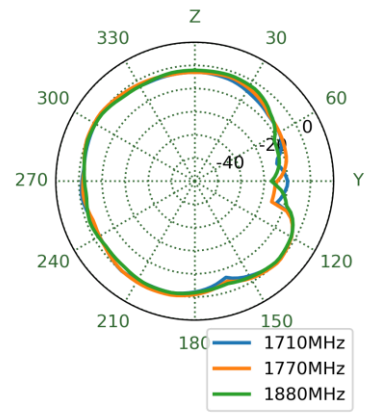
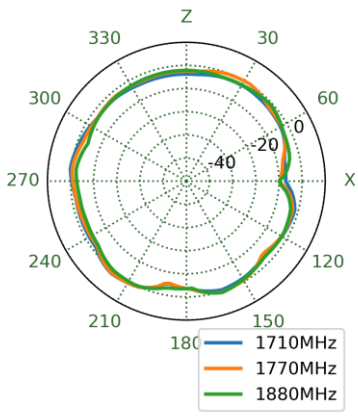
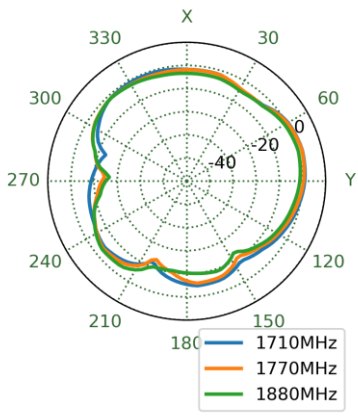
YZ Plane





1770MHz



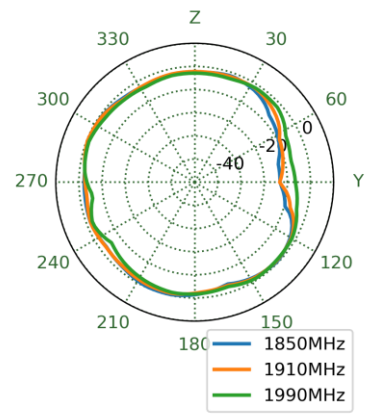
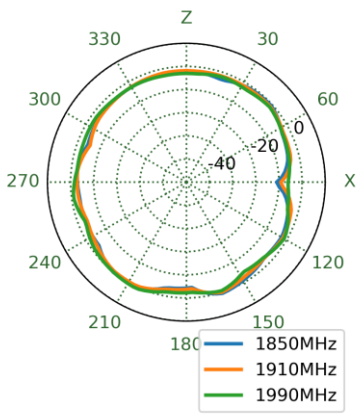
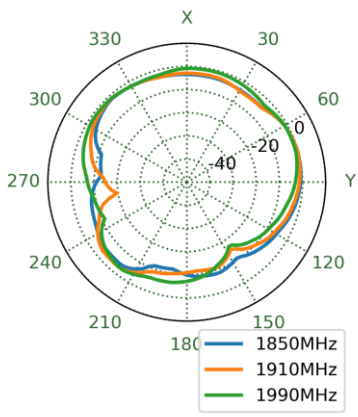
XY Plane XZ Plane YZ Plane



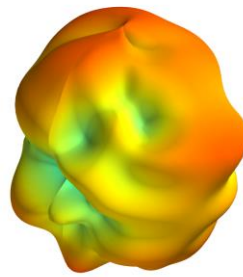
1910MHz



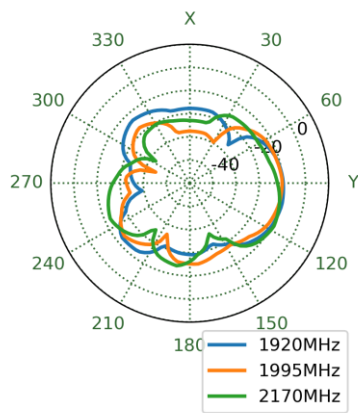
XY Plane XZ Plane YZ Plane



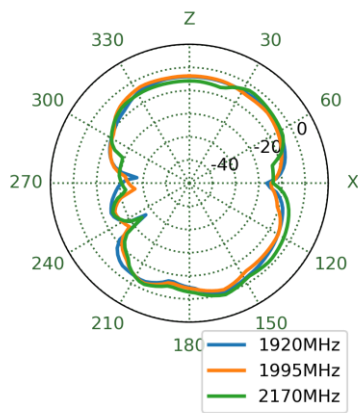
1995MHz



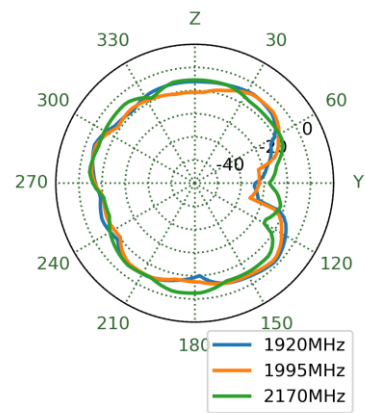
XY Plane




XZ Plane



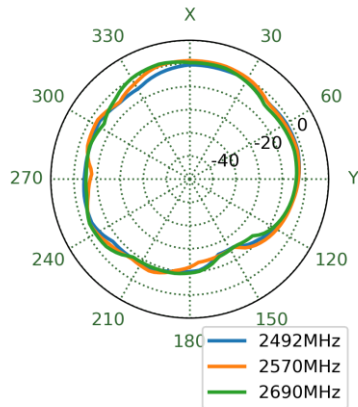
YZ Plane



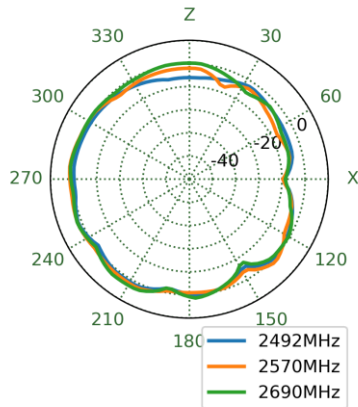
2570MHz



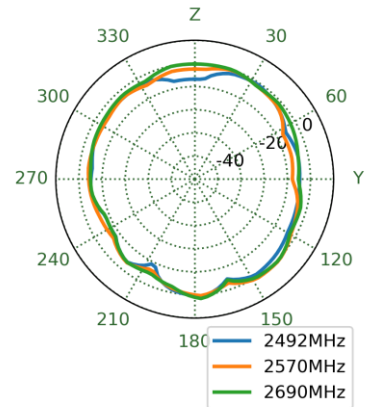
XY Plane



XZ Plane




YZ Plane

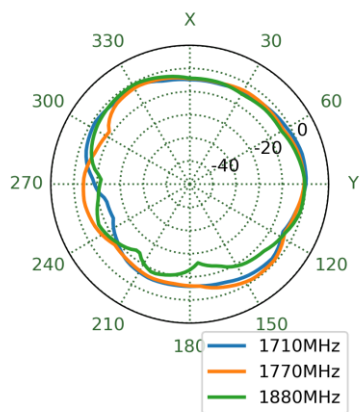


5.9 5G/4G 8 3D and 2D Radiation Patterns

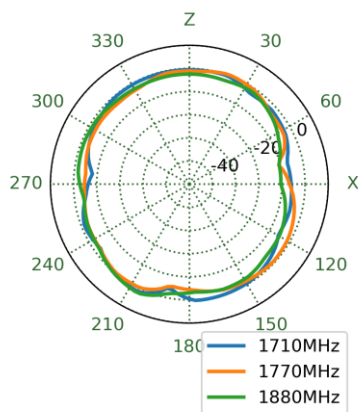
1770MHz



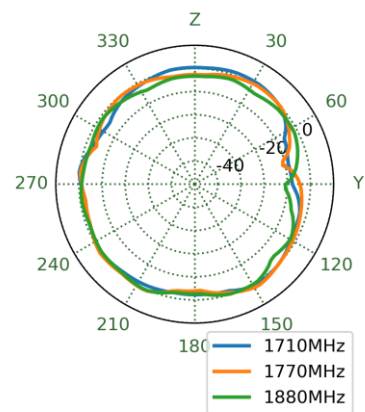
XY Plane




XZ Plane



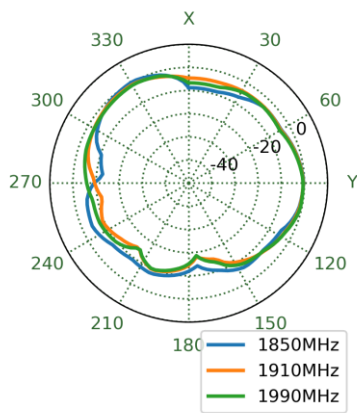
YZ Plane



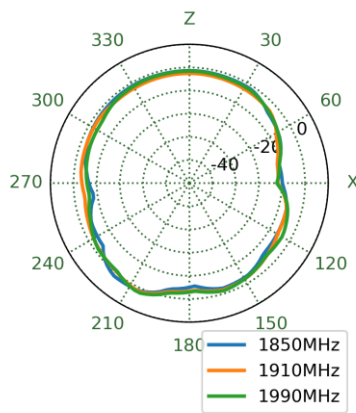
1910MHz



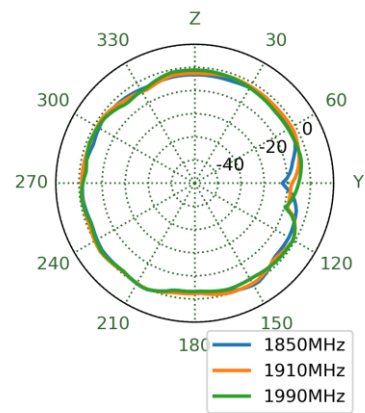
XY Plane



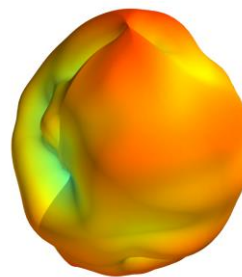
XZ Plane



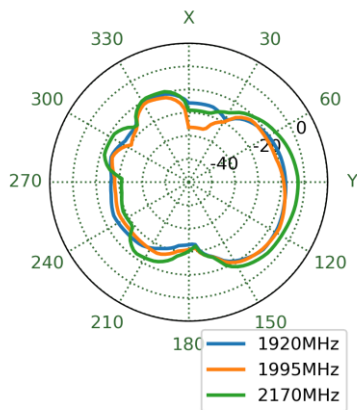
YZ Plane



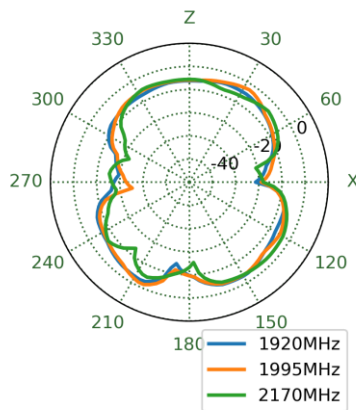
1995MHz



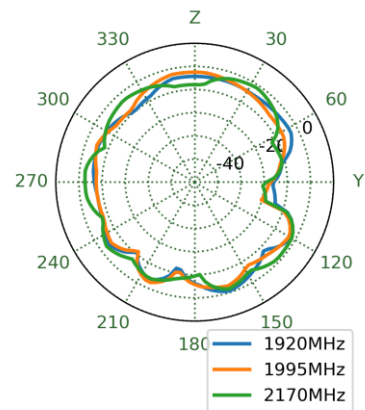
XY Plane




XZ Plane



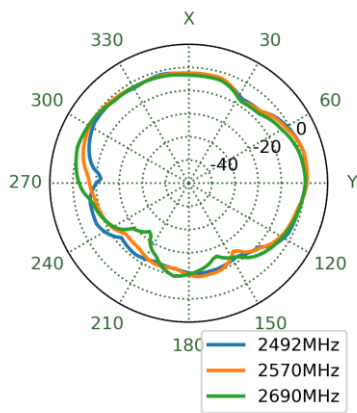
YZ Plane



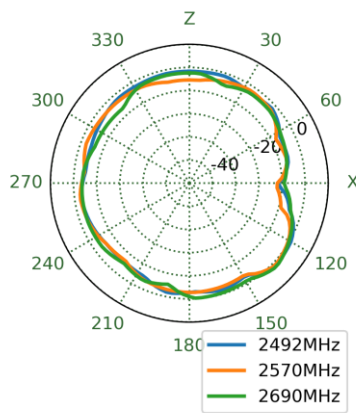
2570MHz



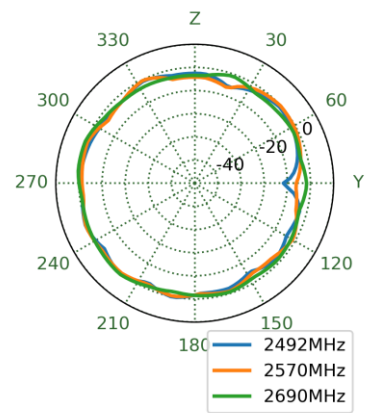
XY Plane




XZ Plane



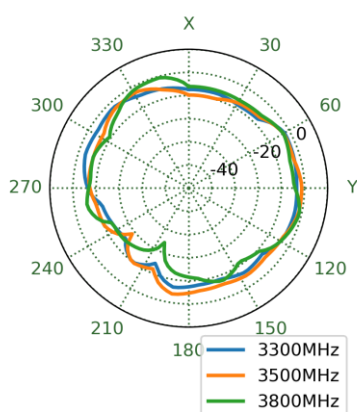
YZ Plane



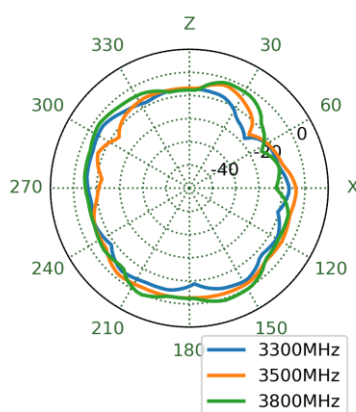
3500MHz



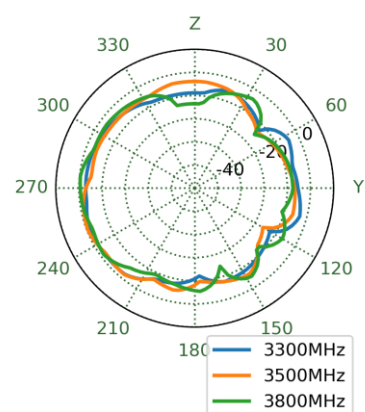
XY Plane



XZ Plane




YZ Plane



5.10 5G/4G 8 3D and 2D Radiation Patterns

Test Setup



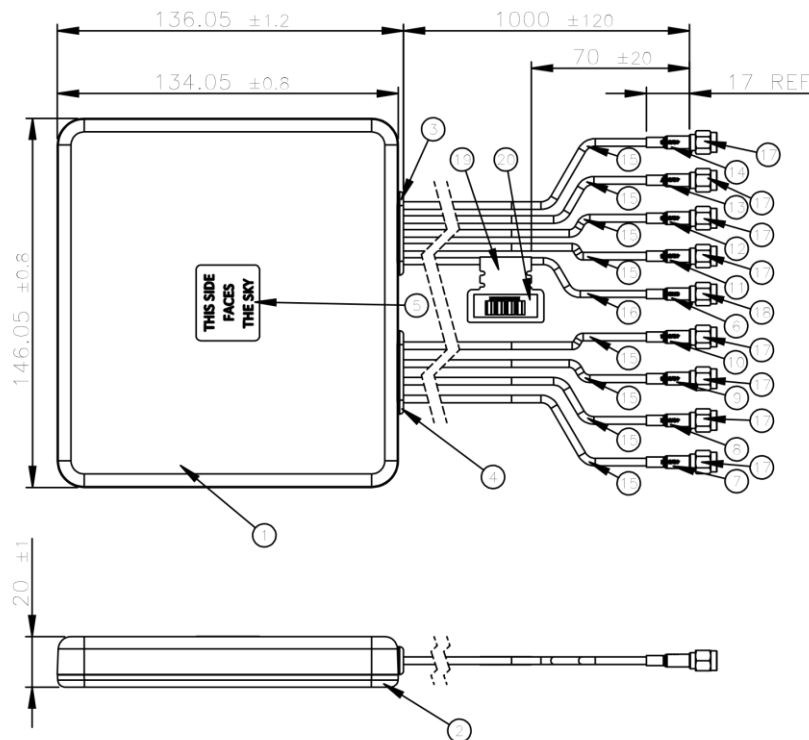
6. Mechanical Drawing (Units: mm)

ISO NO.: EDW-21-8-0361

STATE: Release

- NOTES:
- All material must be RoHS compliant.
 - Color Codes: PANTONE Black / Plastics Color Q728-1-1.
 - Finish: Mirror Polish / SPI A-2.
 - Deburring: Less than 0.02mm.
 - No gate, parting line and any other tooling marks on appearance of product.
 - Once product have any crack/break/thread damage or any structural tooling issue, molding supplier need to correct the issue unconditionally.
 - Use this drawing together with the corresponding 3D CAD database file to fully describe the part.
 - The connector orientation has a fixed position to the antenna as per drawing.
 - Double Sided Adhesive Area :

REV	ZONE	DESCRIPTION	ENG	APPROVED	DATE
001	All	Initial design	Aron Yan	Chozen	2021/08/17

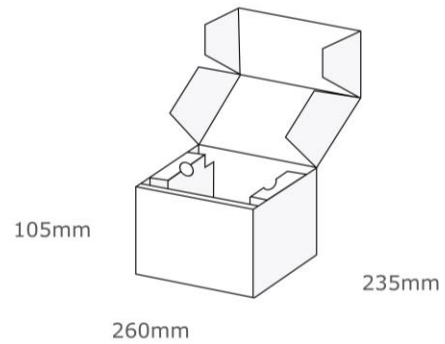


	Name	P/N	Material	Finish	QTY
1	Top housing	000116B000000A	ASA(PW-978B)	Black	1
2	Bottom housing	000116B010000A	ASA(PW-978B)	Black	1
3	Rubber (5 Holes)	000721A070000A	Silicone Rubber	Black	1
4	Rubber (4 Holes)	000721B000000A	Silicone Rubber	Black	1
5	Clear Label	001015H040000A	PET	Transparent	1
6	Heat Shrink Tube(GNSS)	001316C000000A	PE	Blue Tube/White Text	1
7	Heat Shrink Tube(4G/5G-1)	001319G000000A	PE	Red Tube/White Text	1
8	Heat Shrink Tube(4G/5G-2)	001319G010000A	PE	Red Tube/White Text	1
9	Heat Shrink Tube(4G/5G-3)	001319G020000A	PE	Red Tube/White Text	1
10	Heat Shrink Tube(4G/5G-4)	001319G030000A	PE	Red Tube/White Text	1
11	Heat Shrink Tube(4G/5G-5)	001319G040000A	PE	Red Tube/White Text	1
12	Heat Shrink Tube(4G/5G-6)	001319G110000A	PE	Red Tube/White Text	1
13	Heat Shrink Tube(4G/5G-7)	001321A000000A	PE	Red Tube/White Text	1
14	Heat Shrink Tube(4G/5G-8)	001321A010000A	PE	Red Tube/White Text	1
15	TGC-1.5DS Cable	301319I010000A	PE	Black	8
16	RG174 Cable	301315C000000A	PVC	Black	1
17	SMA(M) ST TCG 1.5DS	200221E000021A	Brass	Au Plated	8
18	SMA(M) ST RG174	200220C04001GA	Brass	Au Plated	1
19	Empty Label	001015G000000A	PEPA	White	1
20	Barcode Label	001015G010000A	PET	White	1
21	Double Sided Adhesive(Black Foam)	001019C010000A	CR4305+3M9448HK	White Liner	1

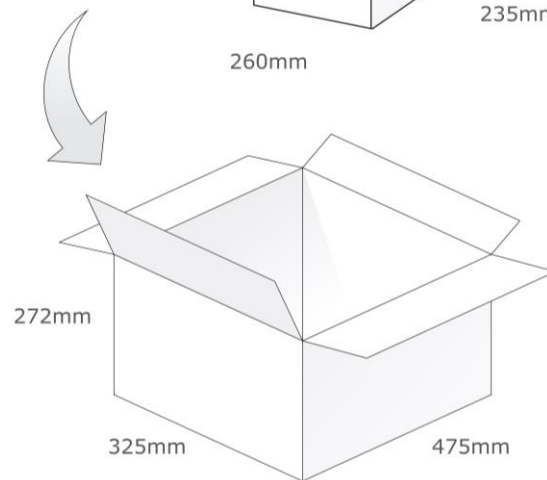
APPROVED BY: Chozen	 <small>TW Design Centre</small> This drawing and its inherent design concepts are property of Taoglas. Not to be copied or given to third parties without the written consent of Taoglas.
CHECK BY: Aaron	
DRAWN BY: Aron Yan	TITLE : 9in1 Guardian - 1*GNSS and 8*5G/4G MIMO 1m TGC-1.5DS with SMA(M)
DATE: 2021/8/17	PART NO.: MA990.A.001
UNLESS OTHERWISE SPECIFIED TOLERANCES ON: XX:±0.5 X:±0.3 X:±0.1 X:±0.2 XX:±0.1 XX:±0.2	INIT: (mm) SCALE: 1:2.5 PAGES: 1/1 REV: D01
THIRD ANGLE PROJECTION	

7. Packaging

1 No. MA990.A.001 per small box
 Box Dimensions - 260*235*105mm
 Weight - 1.16Kg



1 Outer Carton
 Carton Dimensions - 540*490*240mm
 8 pcs MA990.A.001 per carton
 Weight - 9.9Kg

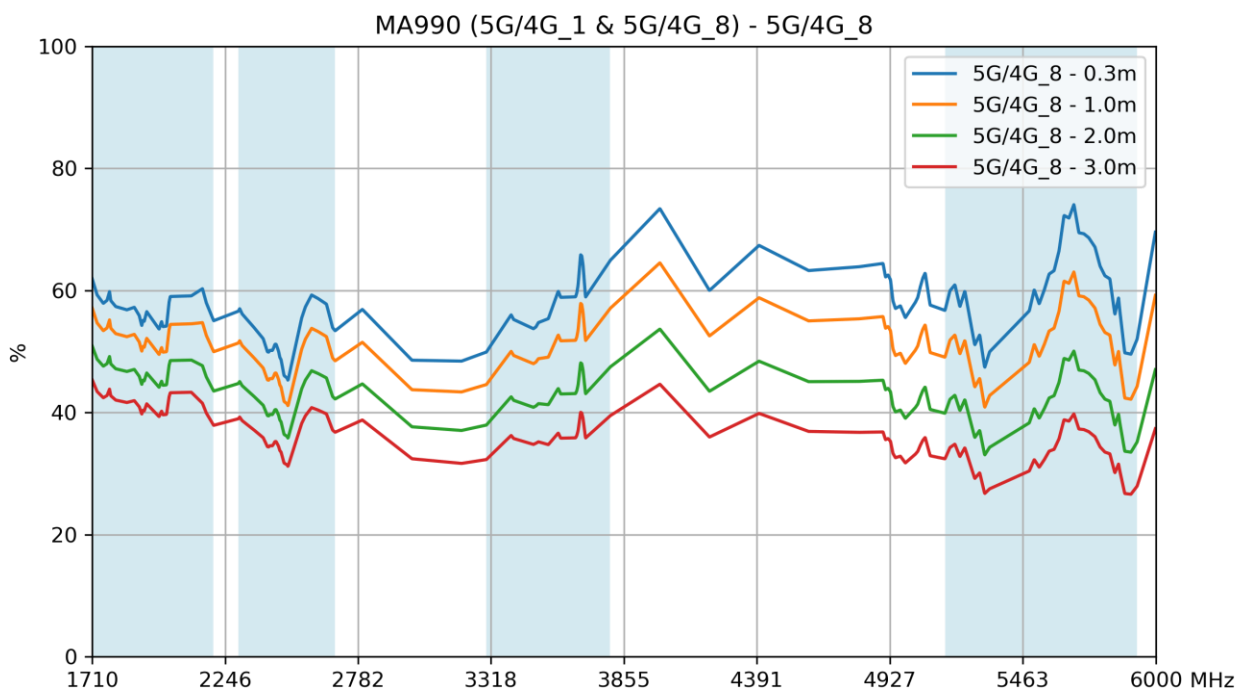
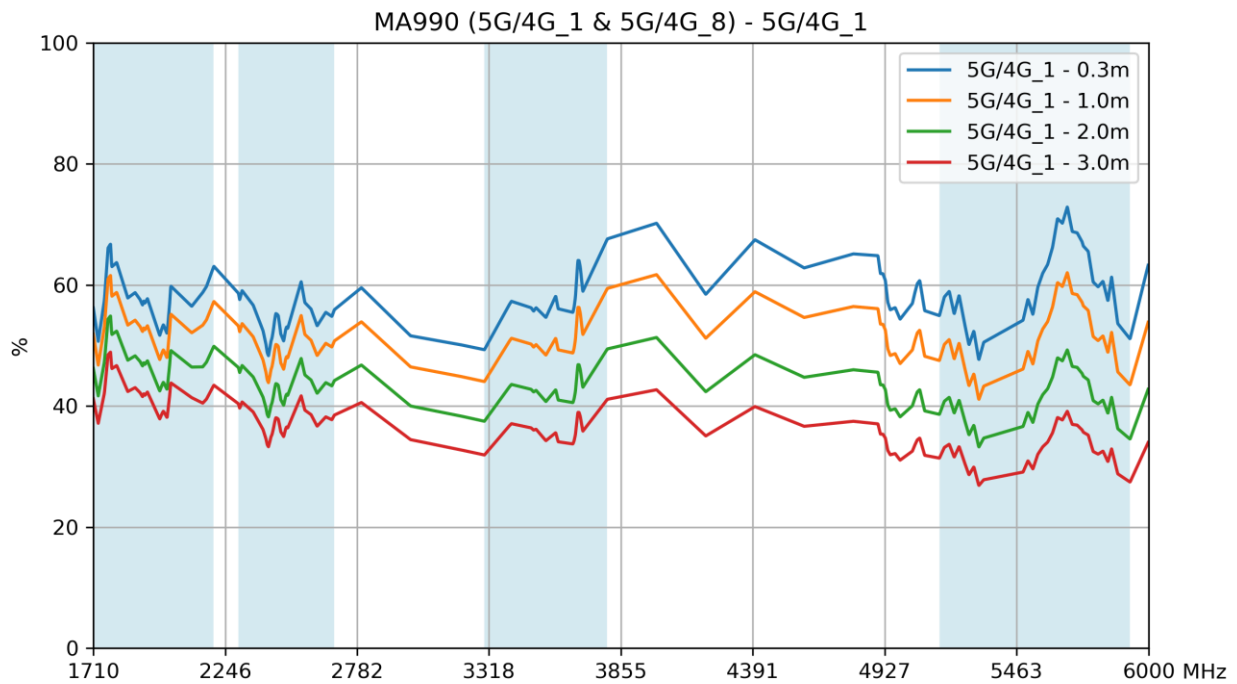


8. Application Note

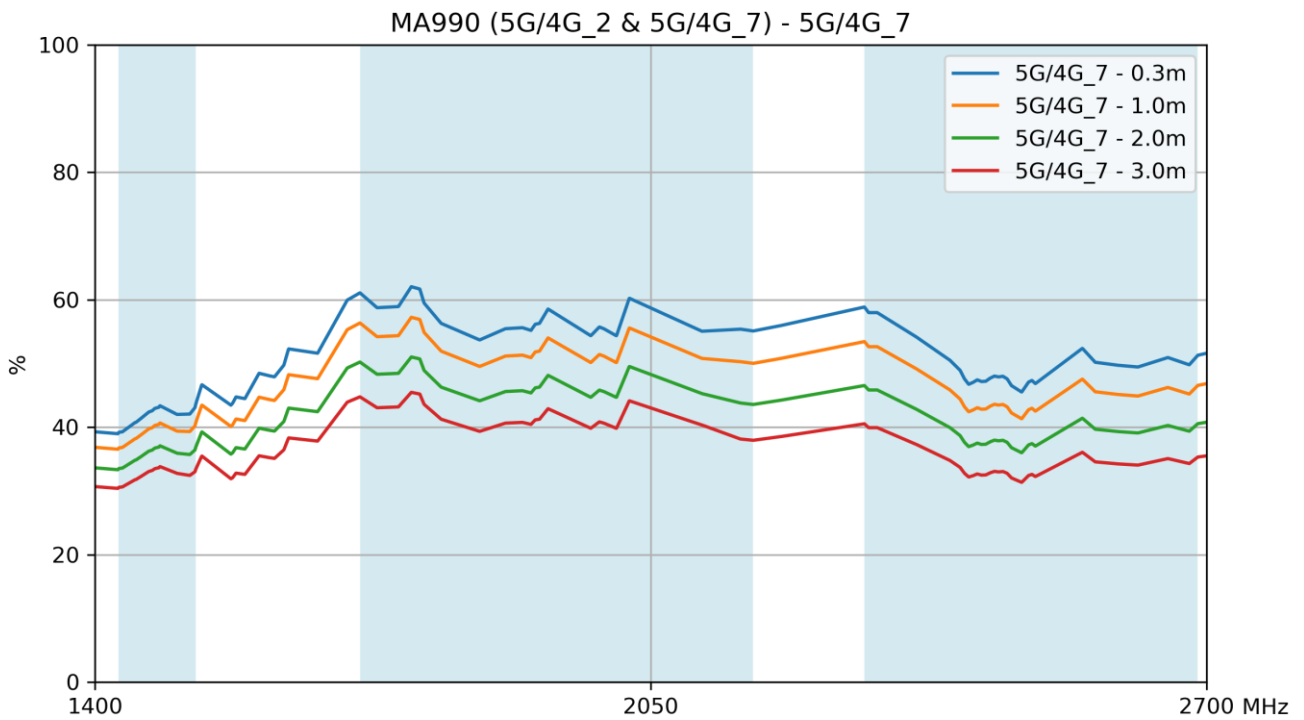
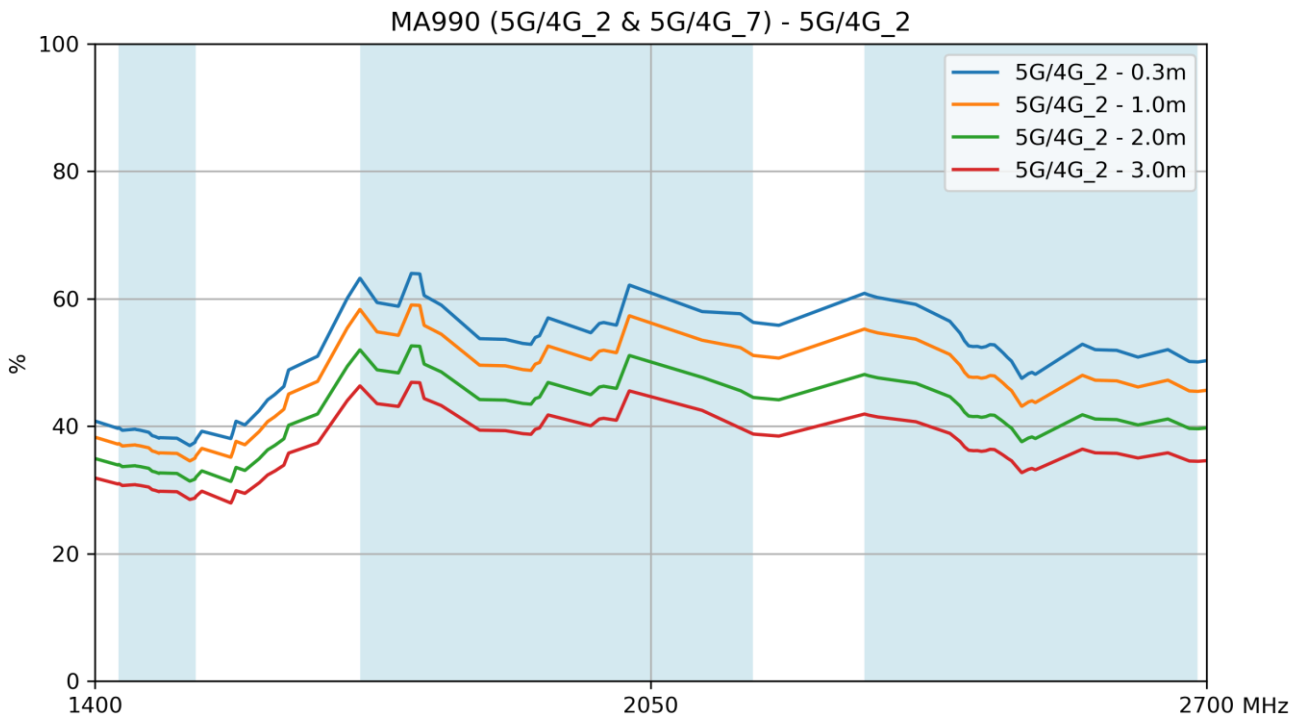
The MA990.A.001 performance is affected by different cable lengths, in this section the performance is shown with different cable lengths.

8.1 Efficiency – 5G/4G MIMO

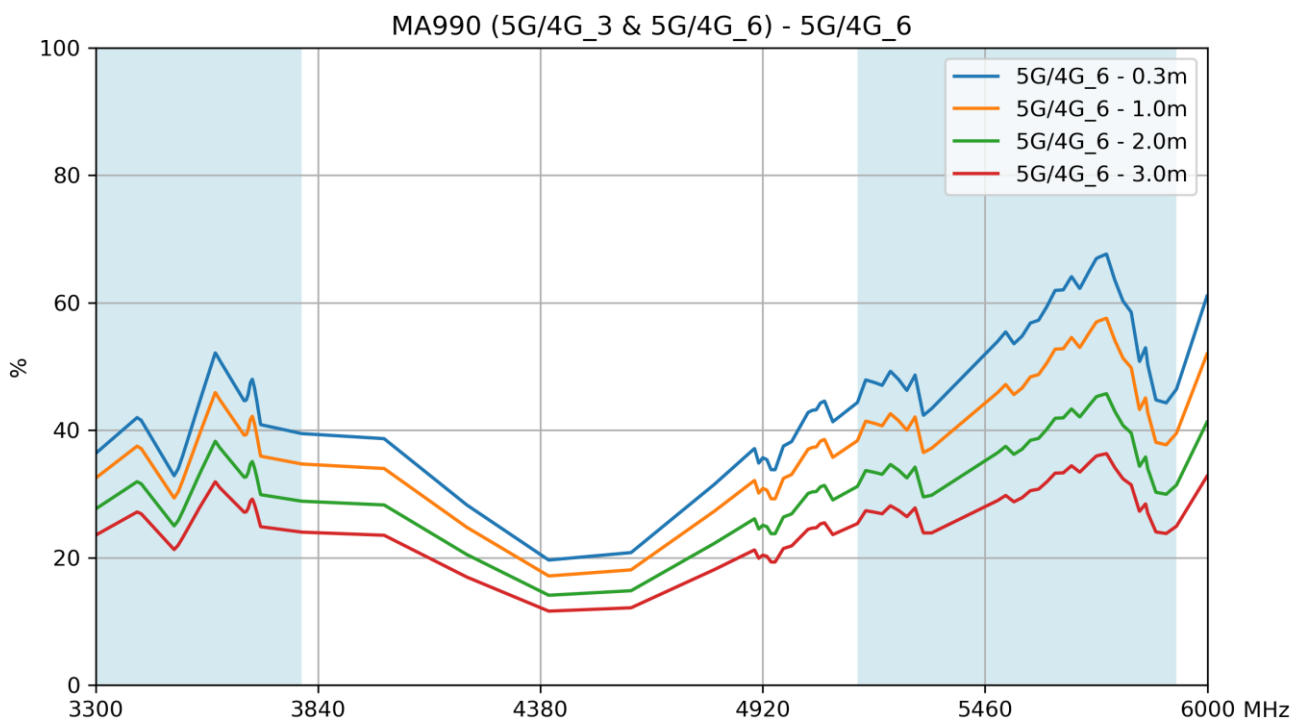
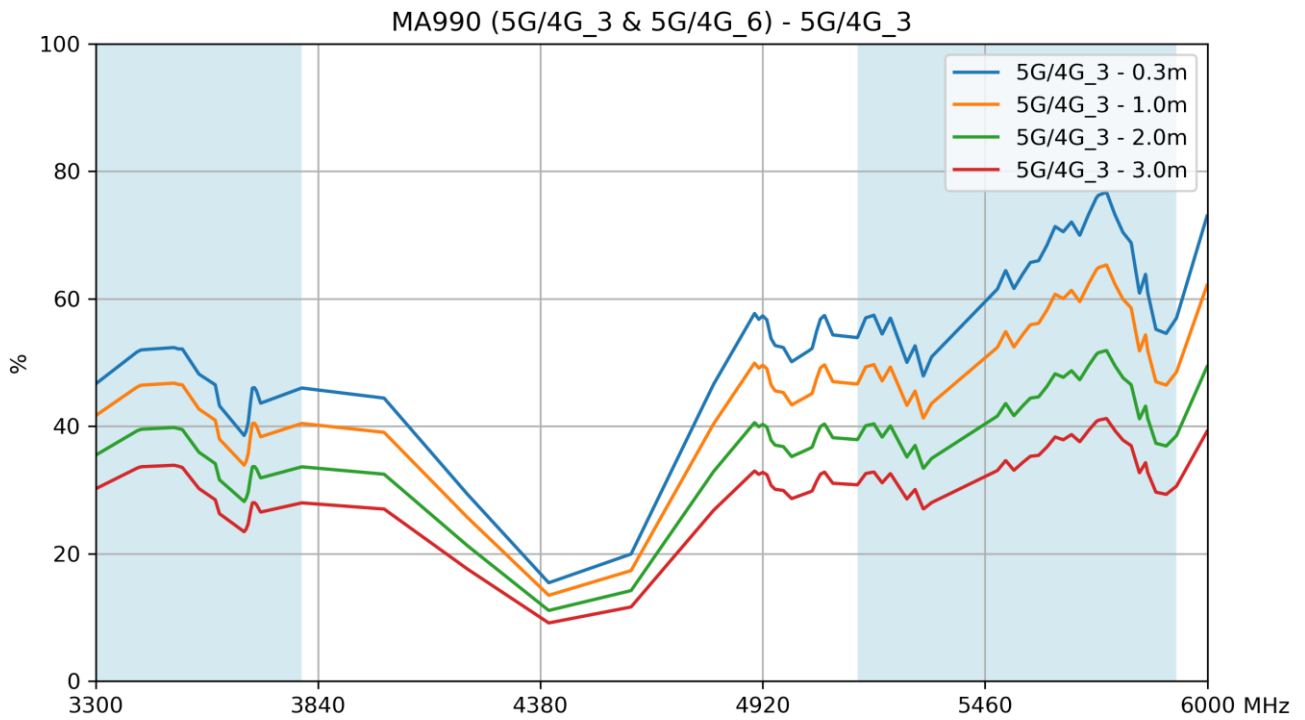
5G/4G MIMO 1 & 8



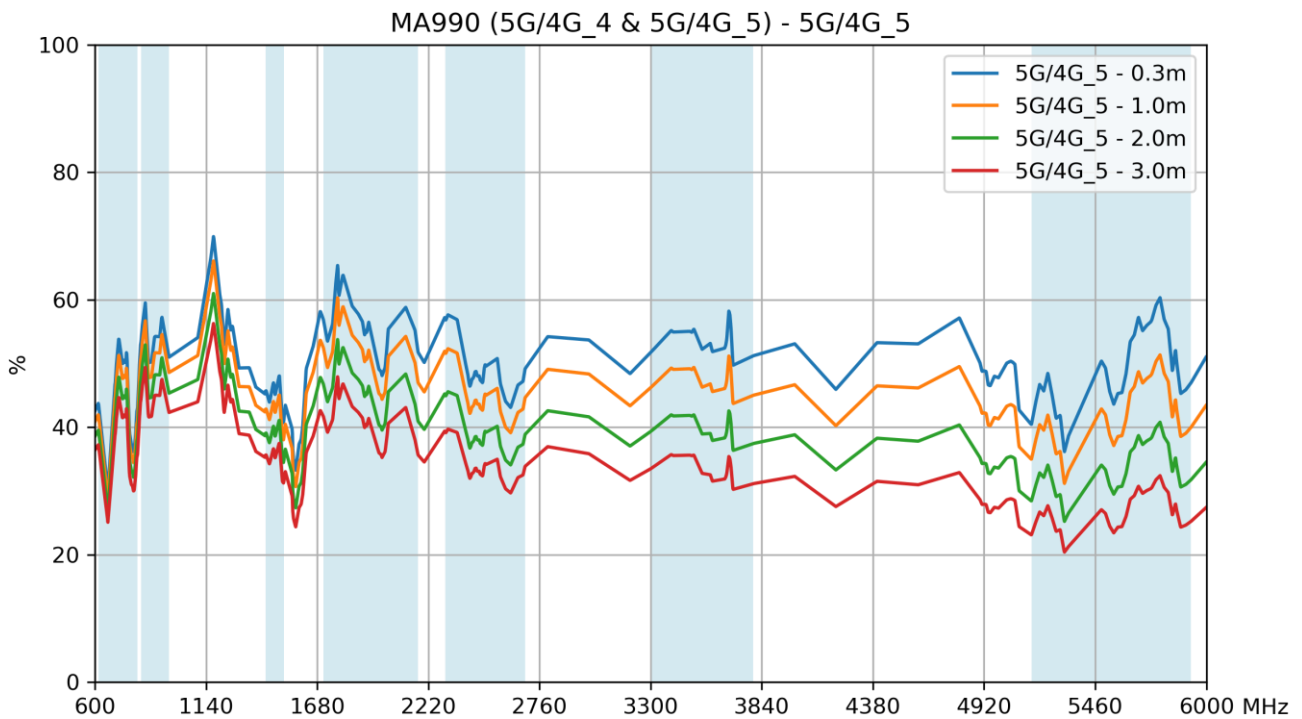
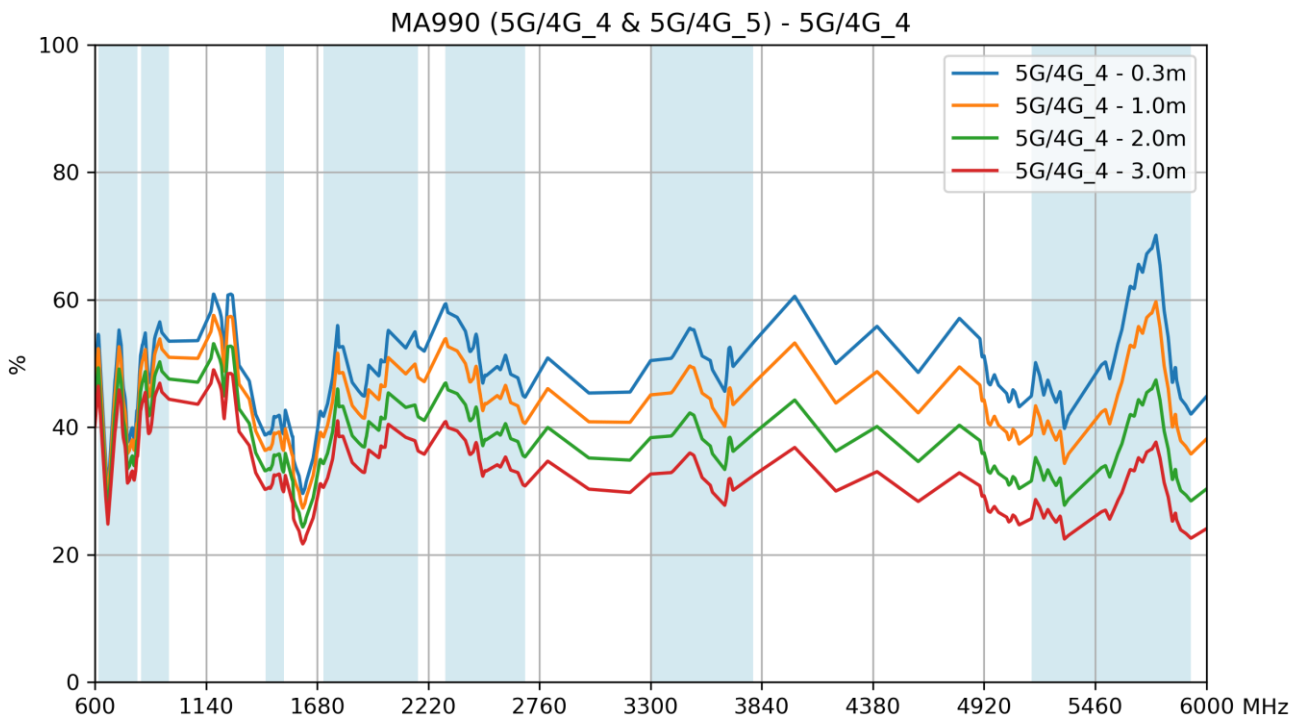
5G/4G MIMO 2 & 7



5G/4G MIMO 3 & 6

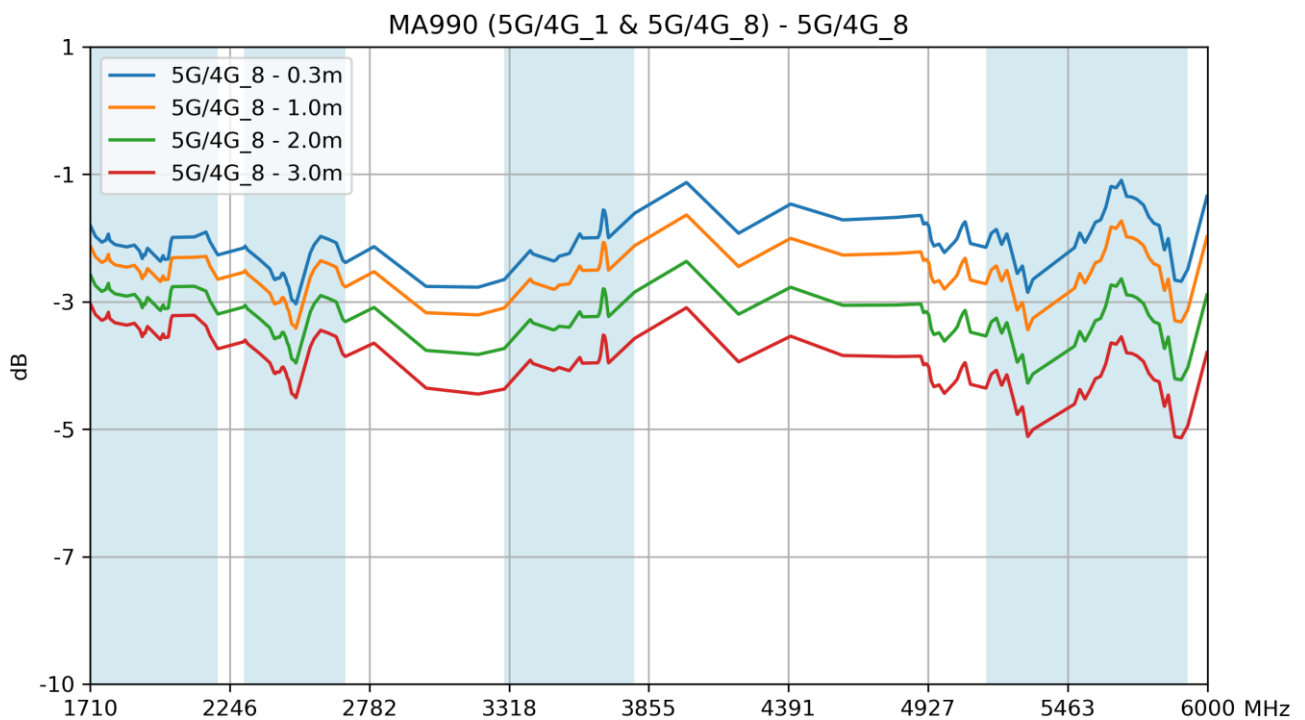
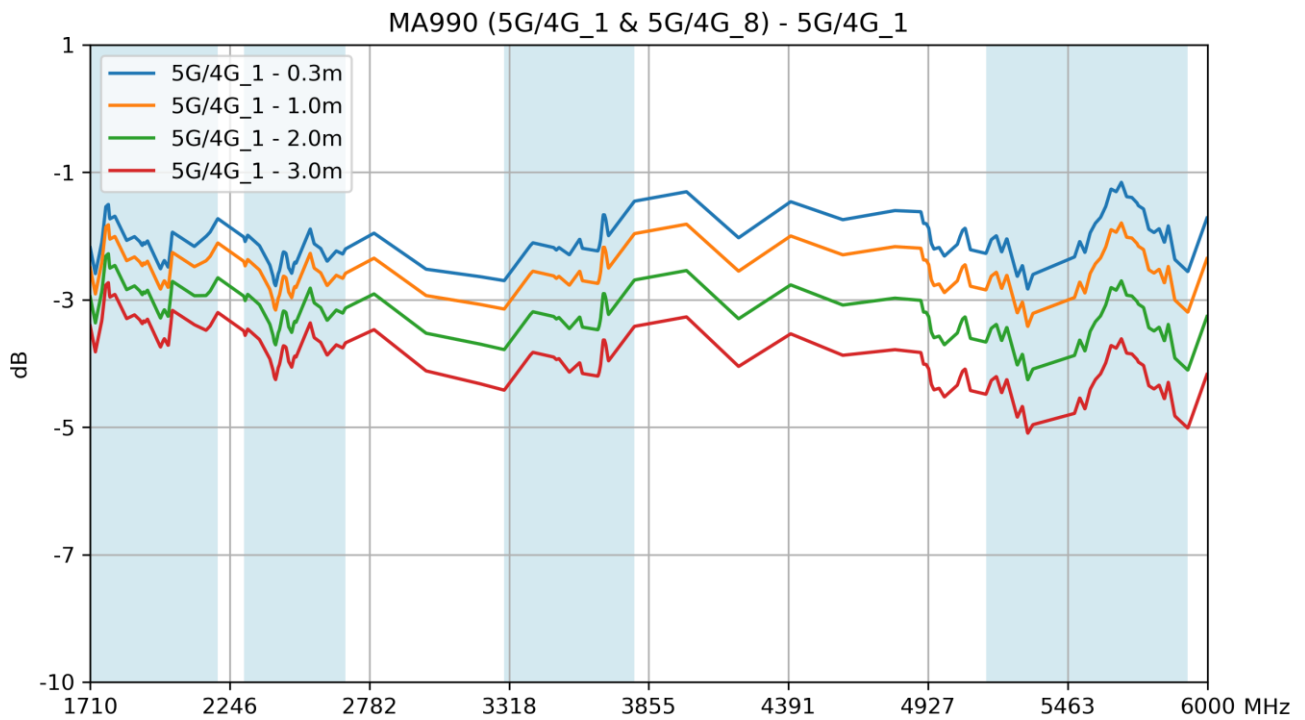


5G/4G MIMO 4 & 5

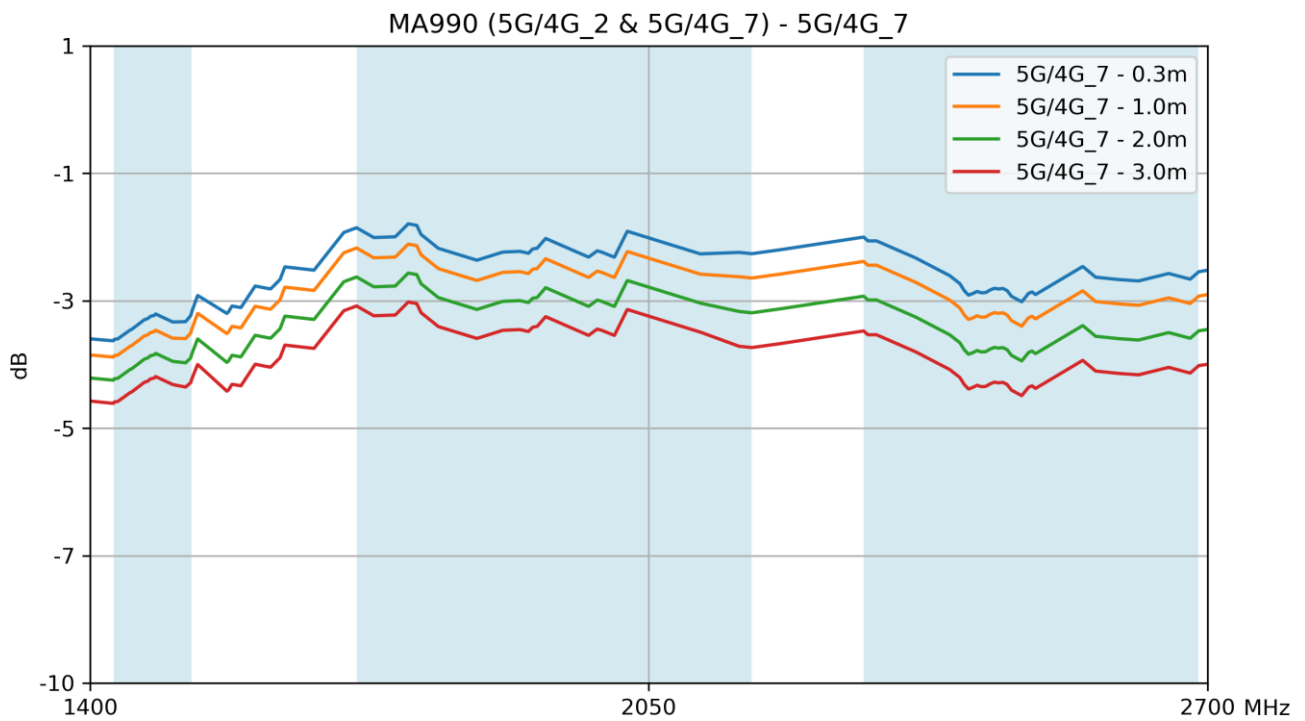
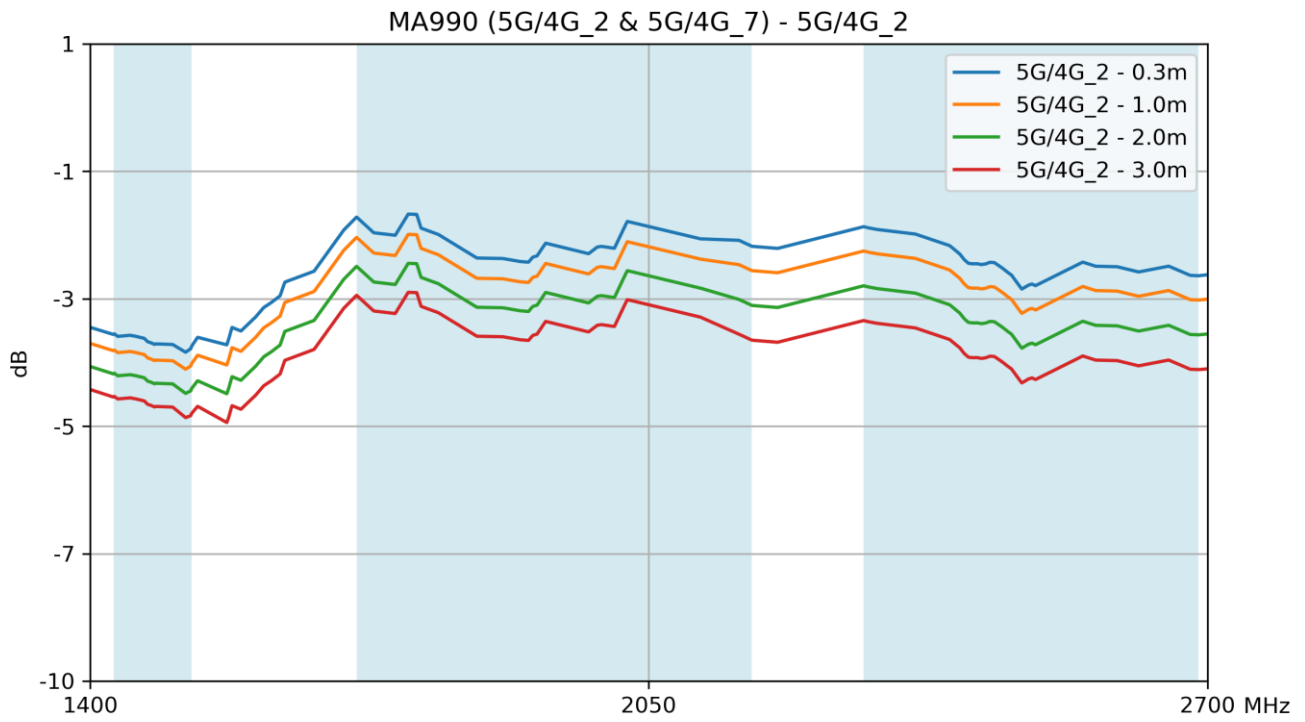


8.2 Average Gain – 5G/4G MIMO

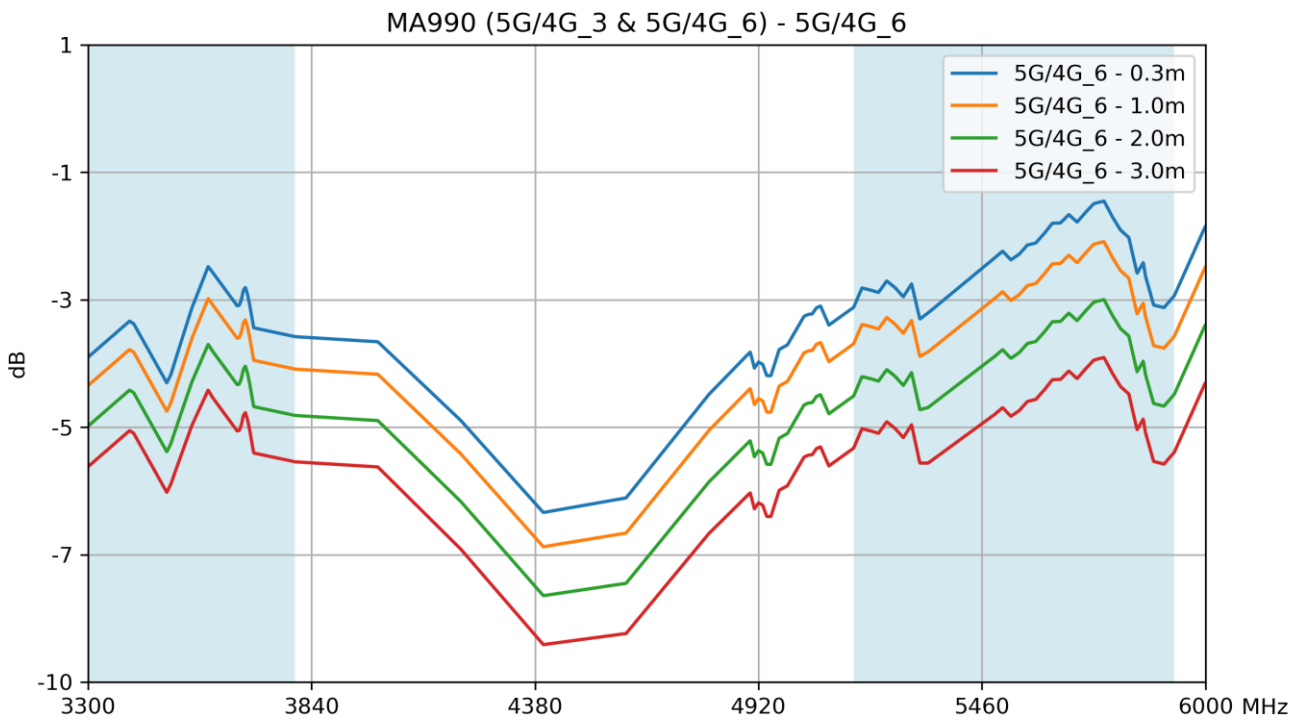
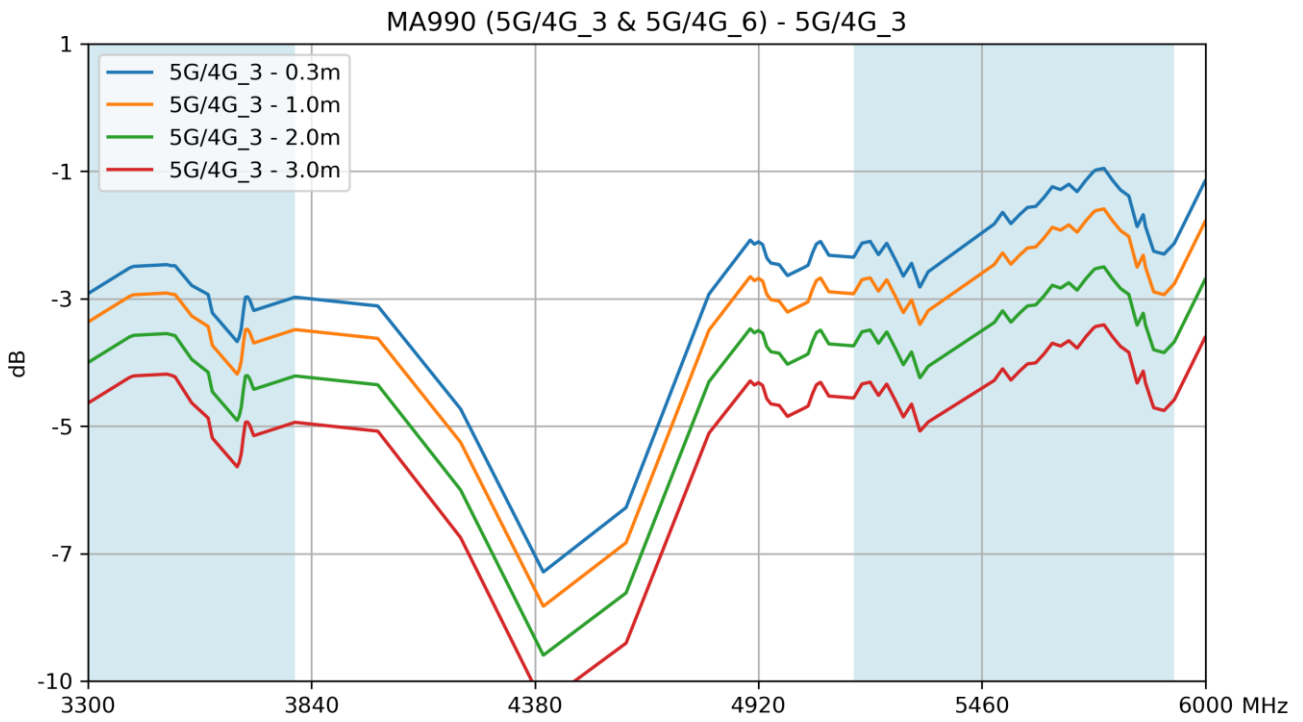
5G/4G MIMO 1 & 8



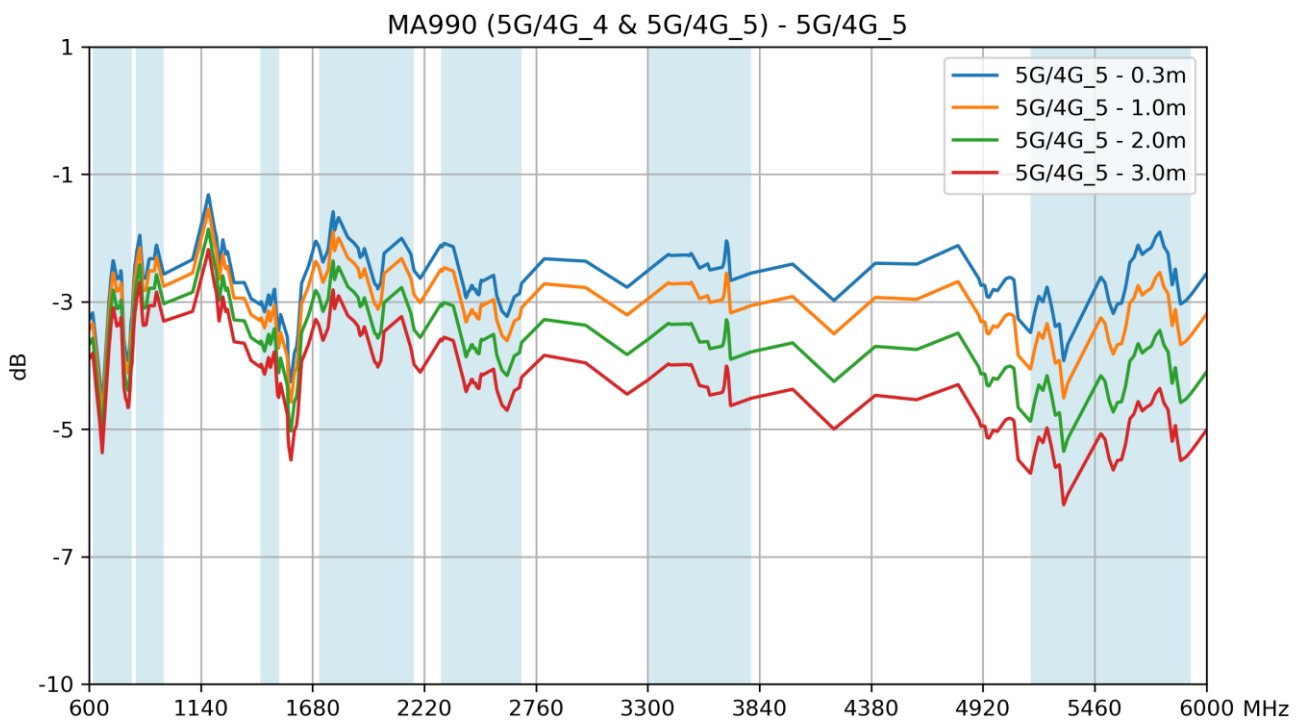
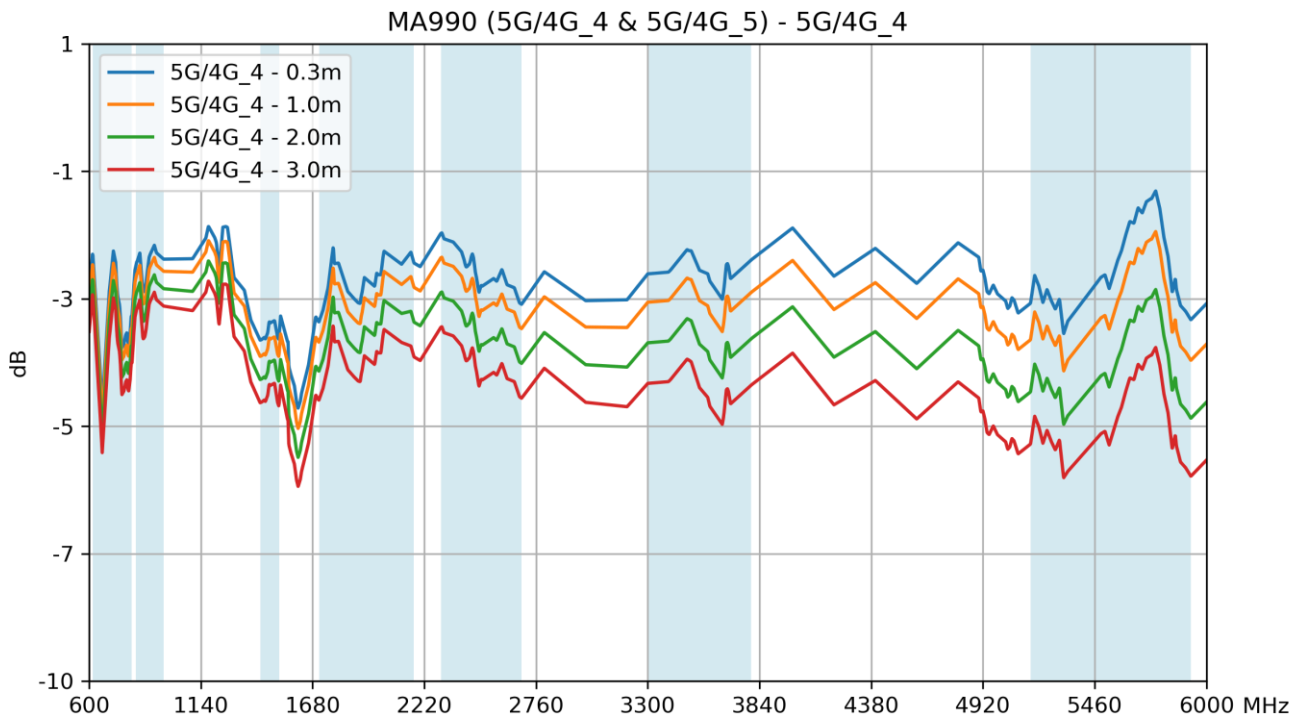
5G/4G MIMO 2 & 7



5G/4G MIMO 3 & 6

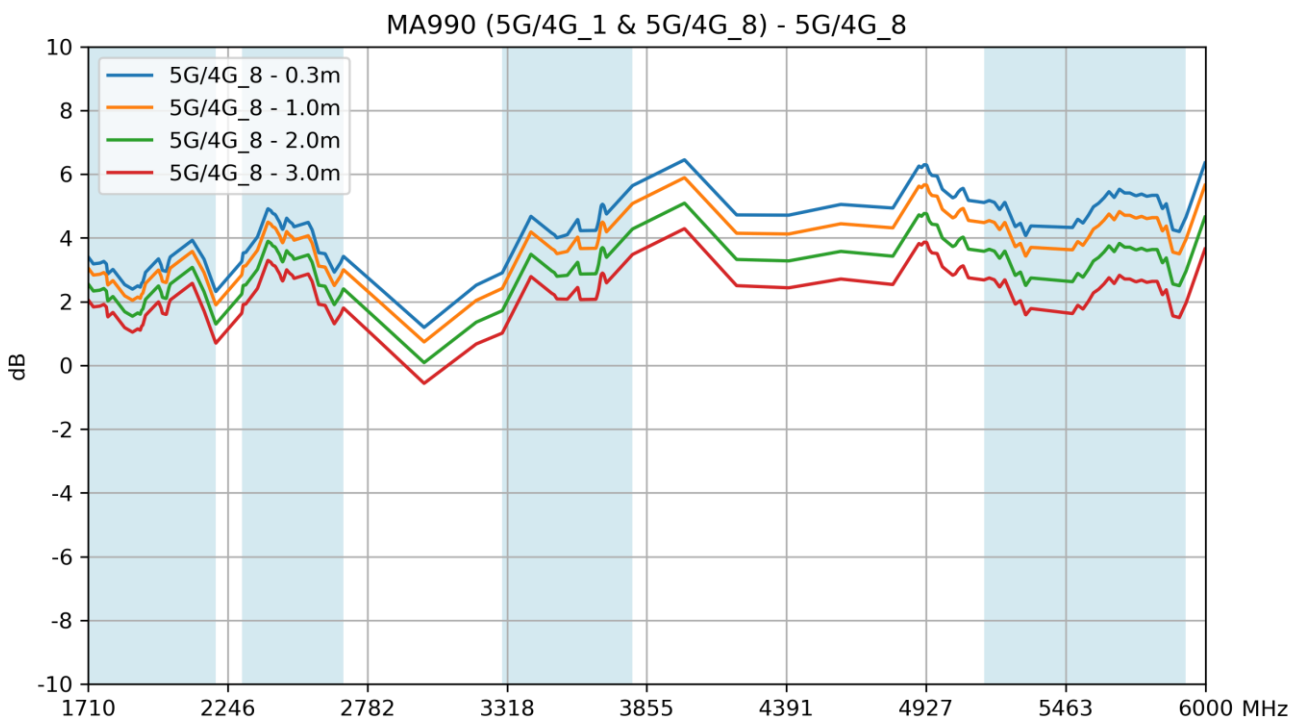
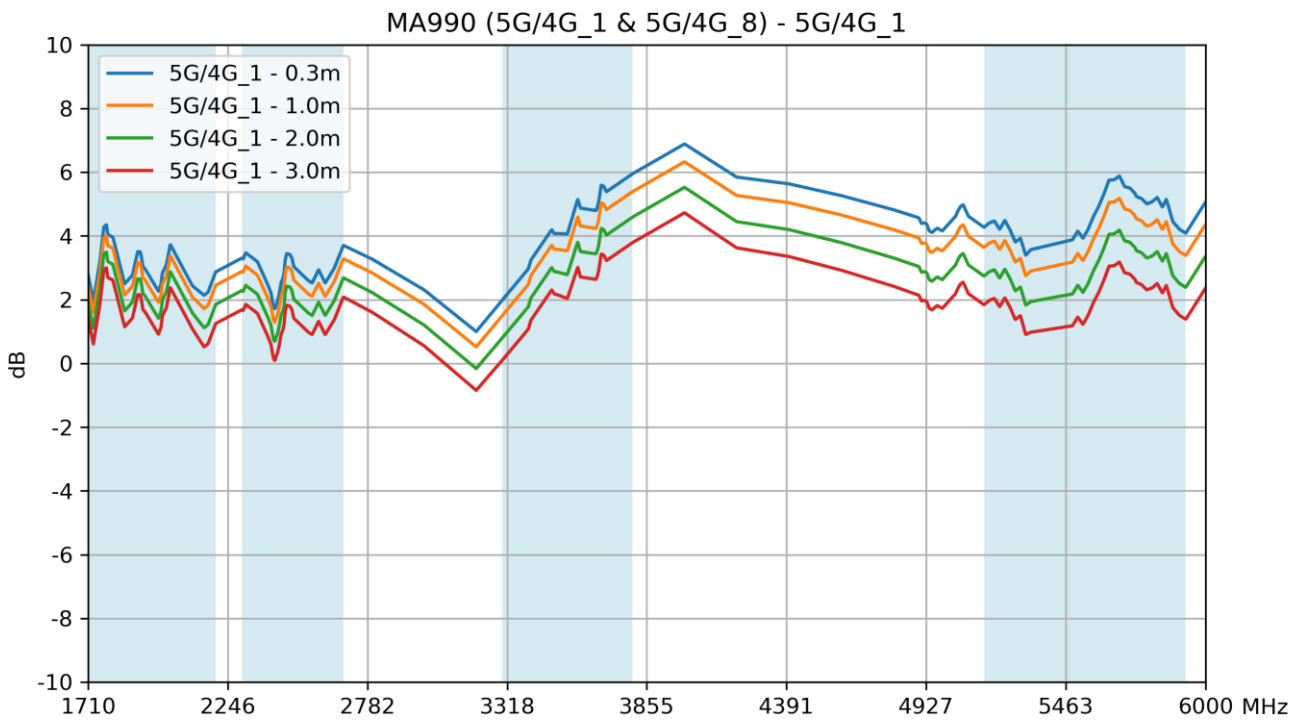


5G/4G MIMO 4 & 5

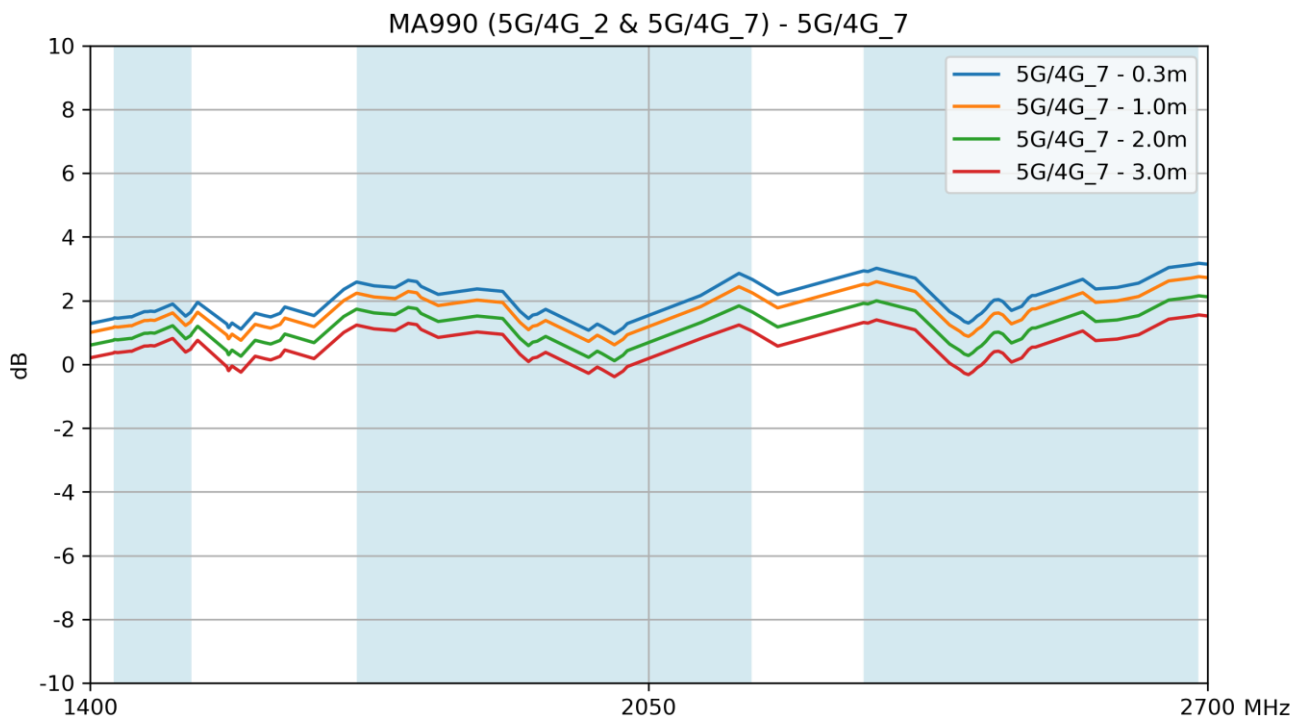
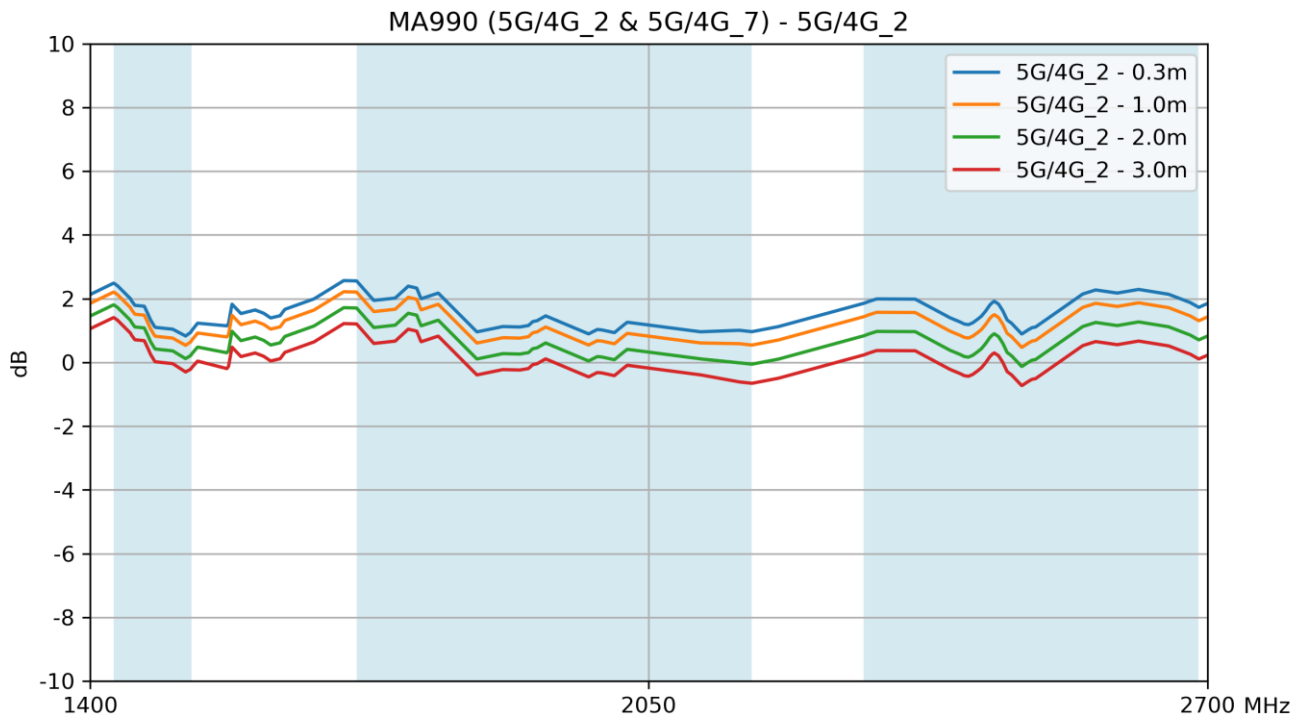


8.3 Peak Gain – 5G/4G MIMO

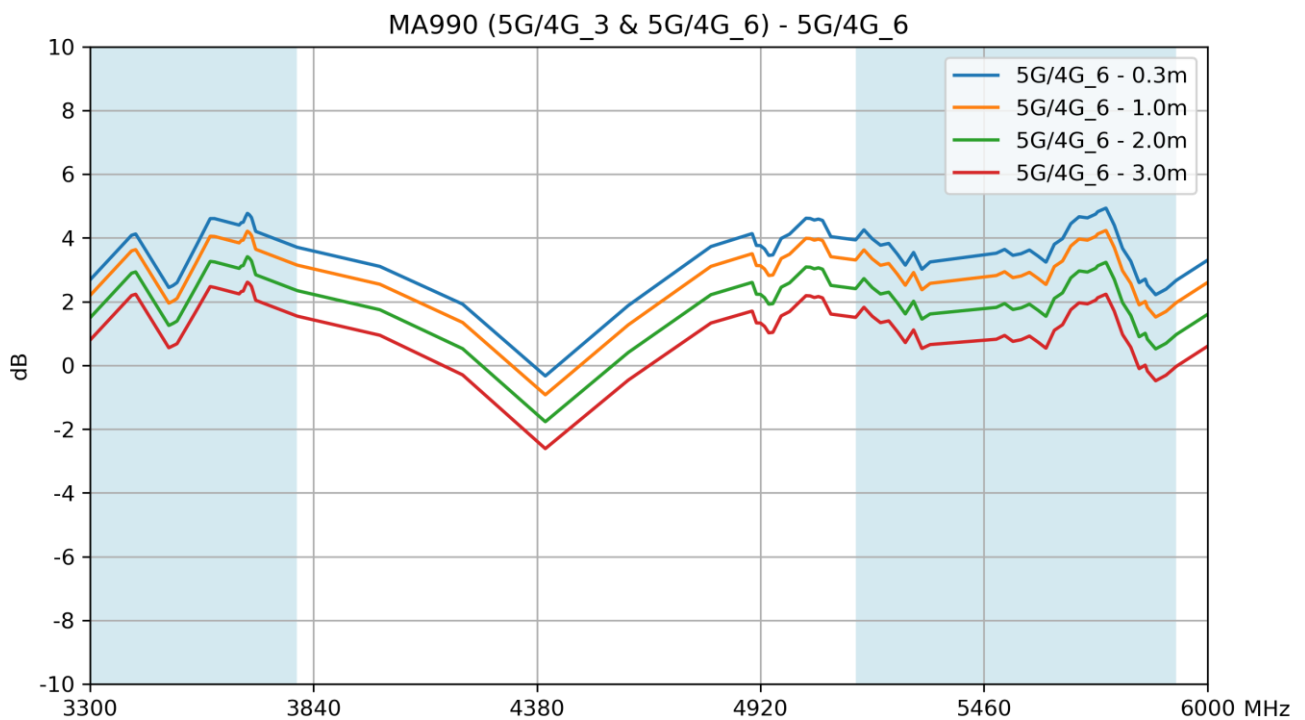
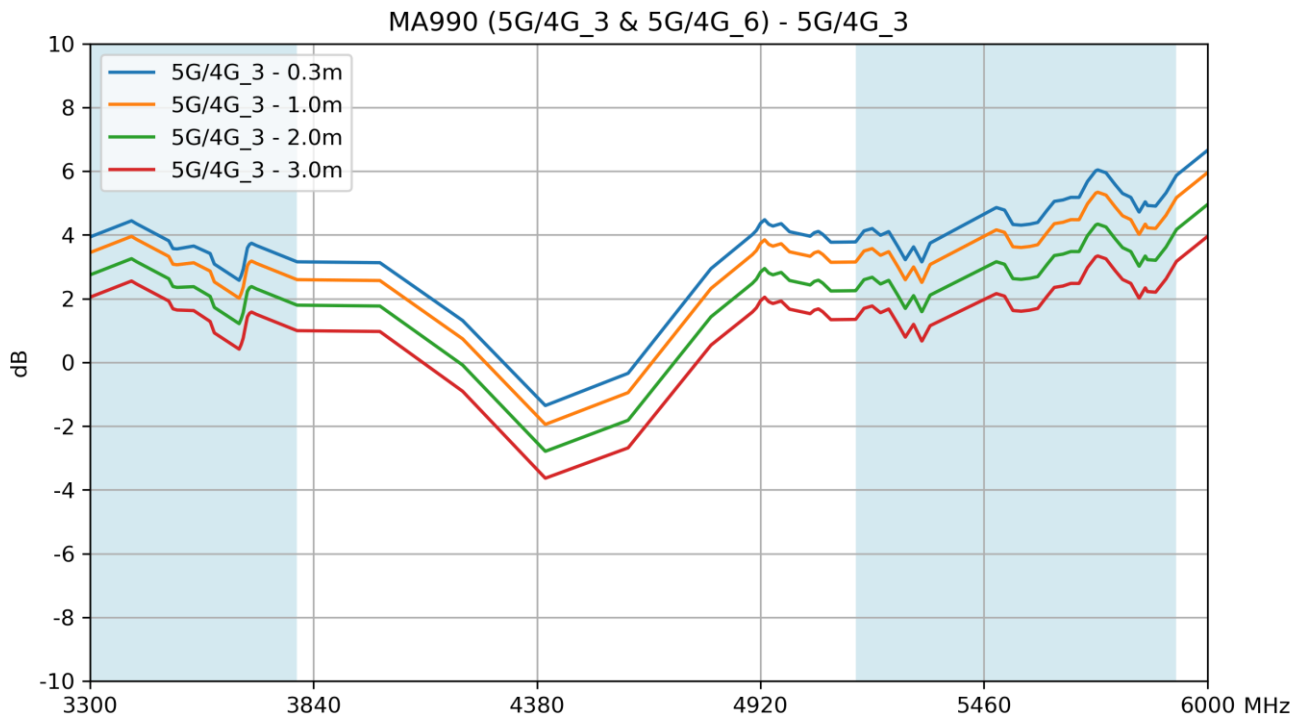
5G/4G MIMO 1 & 8



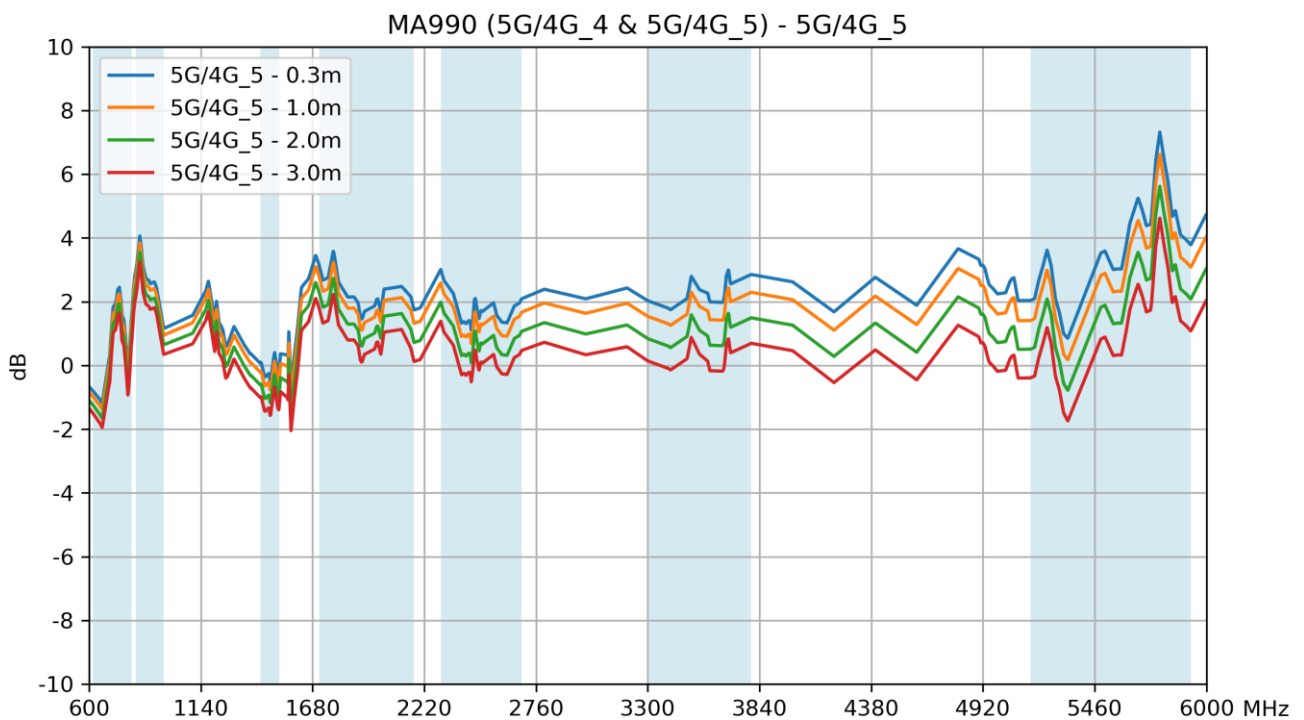
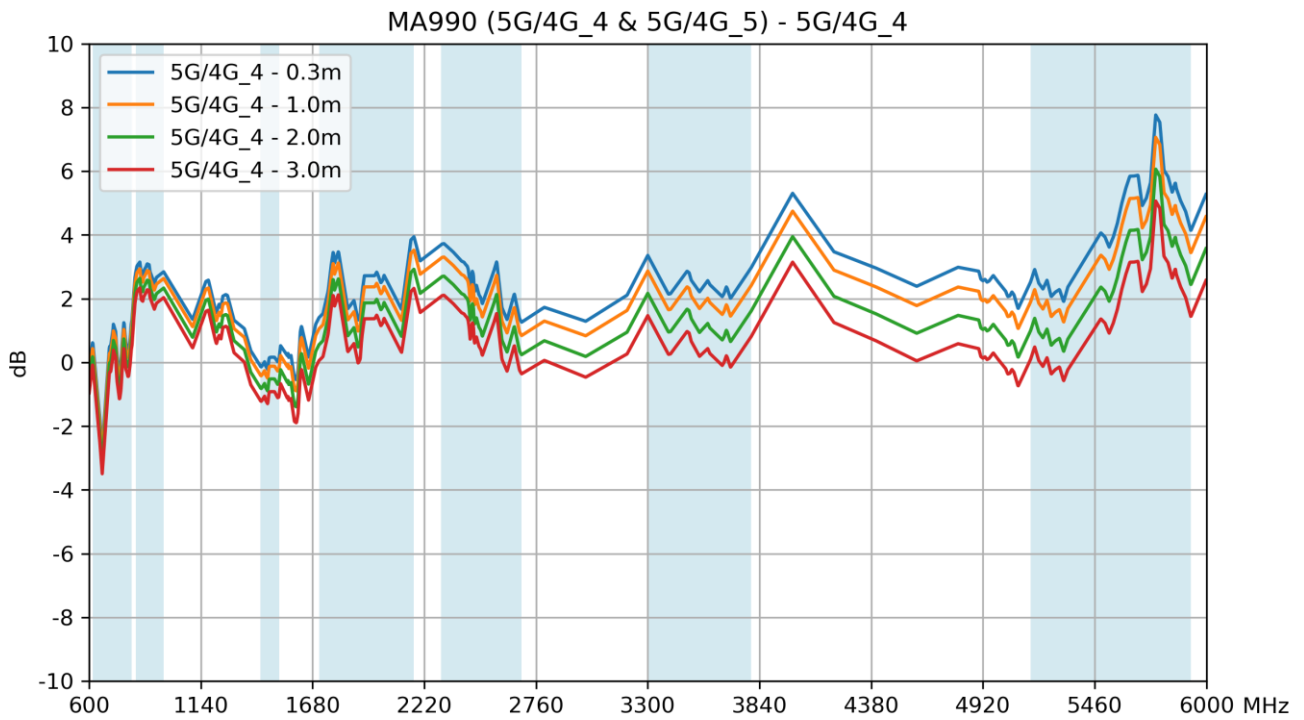
5G/4G MIMO 2 & 7



5G/4G MIMO 3 & 6



5G/4G MIMO 4 & 5



8.7 Comparison Tables

MA990 (5G/4G_1 & 5G/4G_8)					
Frequency (MHz)		5GNR n66	LTE 2600	5GNR n78	LTE 5200
		1710-2170	2300-2690	3300-3800	5150-5925
Efficiency (%)					
HGЖGКЙ	ичдт	нпчр	нлф	нрчл	нсф
	йчит	нлф	мсчл	нйф	ниф
	кчит	мпчл	мкф	млф	миф
	лчит	мкф	лпф	лоф	лкф
HGЖGКр	ичдт	нпф	нйф	нрф	оичл
	йчит	нкчл	мпф	нкчл	нйф
	кчит	моф	мйф	млф	мйф
	лчит	мйчл	лнр	лоф	лкф
Average Gain (dB)					
HGЖGКЙ	ичдт	Жчдр	Жфр	Жчлн	Жчкн
	йчит	Жчлм	Жфйи	Жфрр	Жчсл
	кчит	Жчкн	Жчлп	Жфрн	Жчфй
	лчит	Жчдо	Жчлп	Жфйи	Жфрр
HGЖGКр	ичдт	Жчмл	Жчрн	Жчлп	Жчкп
	йчит	Жчдр	Жчкп	Жчрм	Жчрр
	кчит	Жчкс	Жчрп	Жчфп	Жчрн
	лчит	Жчрп	Жчлп	Жчлп	Жчрл
Peak Gain (dBi)					
HGЖGКЙ	ичдт	мдлн	лчлп	нчкн	нчрр
	йчит	мфйи	лчр	нчлс	нчйр
	кчит	лчлп	кчр	мчлс	мчйр
	лчит	лчлп	кчр	лчлс	лчйр
HGЖGКр	ичдт	лчл	мчк	нчрм	нчл
	йчит	лчр	мфйи	нчйр	мчрл
	кчит	лчр	лчлп	мчр	лчрл
	лчит	кчр	лчлп	лчр	кчрл

MA990 (5G/4G_2 & 5G/4G_7)				
Frequency (MHz)		5G NR 1500	5G NR n66	LTE 2600
		1427-1518	1710-2170	2300-2690
Efficiency (%)				
HGJMГкк	ичіт	лрф	нпф	нкф
	йчіт	лоф	нлчі	мпф
	кчіт	ллчі	мпф	мічі
	лчіт	личі	мкчі	лочі
HGJMГкп	ичіт	мічі	нпчі	мсчі
	йчіт	лсчі	нкф	мнчі
	кчіт	лнф	моф	лсф
	лчіт	лкчі	міф	лмчі
Average Gain (dB)				
HGJMГкк	ичіт	Жчіл	Жчі	Жчір
	йчіт	Жчій	Жчіп	Жчі
	кчіт	Жчік	Жчіо	Жчі
	лчіт	Жчік	Жчіп	Жчі
HGJMГкп	ичіт	Жчір	Жчім	Жчіп
	йчіт	Жчір	Жчіс	Жчіп
	кчіт	Жчіс	Жчі	Жчіп
	лчіт	Жчіс	Жчій	Жчіп
Peak Gain (dBi)				
HGJMГкк	ичіт	кчір	кчіо	кчіс
	йчіт	кчі	кчій	йчір
	кчіт	йчі	йчій	йчіп
	лчіт	йчі	йчій	ичіп
HGJMГкп	ичіт	йчі	кчіо	лчіп
	йчіт	йчік	кчім	кчіп
	кчіт	йчік	йчім	кчіп
	лчіт	ичік	йчіс	йчіп

MA990 (5G/4G_3 & 5G/4G_6)			
Frequency (MHz)		5G NR n78	LTE 5200
		3300-3800	5150-5925
Efficiency (%)			
HGJMГкл	иқит	моқ	оқф
	йқит	мйқи	нлқи
	кқит	лмқи	мкқ
	лқит	крқ	лмқ
HGJMГко	иқит	мкқ	нмқ
	йқит	лпқ	моқ
	кқит	лйф	лпқи
	лқит	коф	ксо
Average Gain (dB)			
HGJMГкл	иқит	Жқдм	Жқик
	йқит	Жқрп	Жқди
	кқит	Жқол	Жқор
	лқит	Жқдс	Жқон
HGJMГко	иқит	Жқор	Жқо
	йқит	Жқй	Жқдм
	кқит	Жқр	Жқдк
	лқит	Жқдн	Жққс
Peak Gain (dBi)			
HGJMГкл	иқит	мқм	оқим
	йқит	лқн	нқдм
	кқит	лқн	мқдм
	лқит	кқн	лқдм
HGJMГко	иқит	мқп	мқсм
	йқит	мқй	мқсм
	кқит	лқй	лқсм
	лқит	кқй	кқсм

MA990 (5G/4G_4 & 5G/4G_5)

Frequency (MHz)	5GNR B71	LTE 700	LTE 800/900	5GNR 1500	5GNR n66	LTE 2600	5GNR n78	LTE 5200	
	617-698	698-806	824-960	1427-1518	1710-2170	2300-2690	3300-3800	5150-5925	
Efficiency (%)									
НГЖМГКМ	ичтм	мйчп	млчф	нйчф	лсчф	мсчф	нйчп	нйчй	нкчф
	йчитм	лсчф	мйчф	мсчй	лпчм	мнчп	мпчп	мнчф	мнчй
	кчитм	лпчм	лсчп	мнчф	лмчй	мичф	мичф	лпчф	лочп
	лчитм	лнчй	лочп	мкчф	лйчп	лочф	лнчф	лйчф	крчф
НГЖМГКН	ичтм	лрчп	мнчф	нлчф	ммчп	ннчф	мсчп	нмчп	мсчп
	йчитм	лочф	млчп	нйчй	мйчф	нйчп	ммчп	мпчп	мйчф
	кчитм	лмчп	мичф	мпчп	лрчй	мнчп	лрчф	мичй	ллчп
	лчитм	лкчп	лрчй	ммчп	лмчп	мичп	ллчф	ллчф	кочп
Average Gain (dB)									
НГЖМГКМ	ичтм	Жчтс	Жчп	Жчрп	Жчс	Жчпм	Жчро	Жчс	Жчп
	йчитм	Жчс	Жчр	Жчр	Жчп	Жчп	Жчр	Жчп	Жчю
	кчитм	Жчп	Жчр	Жчр	Жчр	Жчй	Жчр	Жчй	Жчп
	лчитм	Жчп	Жчр	Жчр	Жчр	Жчп	Жчр	Жчп	Жчй
НГЖМГКН	ичтм	Жчп	Жчр	Жчп	Жчп	Жчп	Жчс	Жчр	Жчп
	йчитм	Жчп	Жчс	Жчс	Жчр	Жчс	Жчп	Жчп	Жчр
	кчитм	Жчр	Жчс	Жчс	Жчп	Жчп	Жчп	Жчп	Жчп
	лчитм	Жчп	Жчп	Жчп	Жчп	Жчп	Жчп	Жчп	Жчп
Peak Gain (dBi)									
НГЖМГКМ	ичтм	ичро	йчп	лчп	ичю	лчп	лчл	лчю	пчп
	йчитм	ичр	йчс	кчп	Жчп	лчл	лчп	кчп	пчп
	кчитм	ичк	ичс	кчп	Жчп	кчл	кчп	кчп	очп
	лчитм	Жчп	ичс	кчп	Жчп	кчл	кчп	йчп	нчп
НГЖМГКН	ичтм	ичр	кчп	мчп	ичп	лчп	лчп	лчп	пчп
	йчитм	ичп	кчп	лчп	ичп	лчп	кчп	кчю	очп
	кчитм	Жчл	йчп	лчю	Жчю	кчп	кчп	йчю	нчп
	лчитм	Жчл	йчп	лчю	Жчю	кчп	йчп	ичс	мчп

Changelog for the datasheet

SPE-22-8-017 – MA9914.A.002

Revision: A (Original First Release)	
Date:	2022-02-03
Notes:	
Author:	Jack Conroy

Previous Revisions



TAOGLAS®

www.taoglas.com



X-ON Electronics

Largest Supplier of Electrical and Electronic Components

Click to view similar products for [RF Connectors / Coaxial Connectors](#) category:

Click to view products by [Taoglas](#) manufacturer:

Other Similar products are found below :

[8915-1511-000](#) [89674-0827](#) [6002-7051-003](#) [6059674-1](#) [619550-1](#) [630059-000](#) [M39030/3-01N](#) [6501-1071-002](#) [6769](#) [7002-1541-010](#) [7002-1572-002](#) [7003-1542-011](#) [7004-1512-000](#) [7009-1511-004](#) [7101-1541-010](#) [7101-1571-002](#) [7105-1521-002](#) [7203-1571-003](#) [7209-1511-011](#) [7210-1511-040](#) [7242-1511-000](#) [73216-2241](#) [73404-2300](#) [7405-1521-005](#) [7405-1521-802](#) [8527](#) [8547](#) [FS11V](#) [877931](#) [8808-1511-001](#) [9074-9513-000](#) [910A205F](#) [PL40-36](#) [PL71-9](#) [980-8666-005](#) [1200690078](#) [1-201144-1](#) [120919](#) [R107003010W](#) [R112186000](#) [R113053000W](#) [R113236000](#) [R113240000](#) [R113240097](#) [R114073000W](#) [R114083000](#) [R114670000W](#) [R123415000W](#) [R124076320](#) [R124076450](#)