



TAOGLAS®



Datasheet

BMS Transformer/CMC

Part No:
TMU06C02

Description:

Transformer with Common Mode Choke for Battery Management System
6 pin SMT

Features:

AEC-Q200
IATF 196949
Automotive grade
Single channel

1.	Introduction	3
2.	Specifications	4
3.	Mechanical	5
4.	Electrical	6
5.	Packaging	7
<hr/>		
	Changelog	8

Taoglas makes no warranties based on the accuracy or completeness of the contents of this document and reserves the right to make changes to specifications and product descriptions at any time without notice. Taoglas reserves all rights to this document and the information contained herein. Reproduction, use or disclosure to third parties without express permission is strictly prohibited.



1. Introduction



Featuring a compatible footprint with industry BMS Transformers, and designed to work in demanding automotive environmental conditions, the Taoglas TMU06C02 is a BMS Transformer with Common Mode Choke of 6 pins and Single channel.

The Taoglas Magnetics Product Team have over fifteen years of experience in magnetics design and high-quality manufacturing. With ever expanding portfolio, we provide trusted products and services to our customers within a wide range of applications such as:

- Electric Vehicle
- Energy Storage Systems
- Data Center UPS
- Solar energy storage
- Renewable Energy

Taoglas offers a full line of BMS transformers, and common mode chokes for energy storage systems that require serial port safety isolation and EMI noise suppression. These transformers are designed for battery systems with large voltage differences that demand component-to-component isolation.

The Taoglas BMS Transformers portfolio is intended to perform in highly energy-efficiency modern vehicles such as EVs, HEVs, and PHEVs.

All Taoglas parts meet AEC-Q200 requirements for automotive applications. For more information on the range of products or for assistance with integration, contact your regional Taoglas customer support team.

2. Specifications

Electrical Performance @25°C	
OCL	150μH ~ 450μH @100KHz/0.1V (-40°C to +125°C)
Leakage Inductance	0.5μH Max. @100KHz/0.1V
Turns Ratio (±2%)	1:1
D.C.R:	0.45 ohm Max. @Transformer side
	0.80 ohm Max. @CM choke side
Insertion Loss	-1.0dB Max @4MHz
Return Loss	-20dB Min @4MHz (Z out= 100Ω)
CMRR	-50dB Typ @1-100MHz
Hi-Pot	6000VDC or 4500VAC,1mA,60S
Partial Discharge Level	1500V
Impulse Voltage	12kV, 1.2/50μS
Design Construction	Reinforced insulation per IEC62477-1, IEC60664-1.IEC62368-1 Working voltage up to 1500VDC Creepage distance>16mm Clearance distance>16mm Pollution Degree II, Material group CTI I Overvoltage Category III, up to 2km or 4km (IEC60664) above sea level.

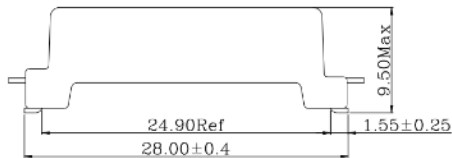
Environmental Specifications	
Operating Temperature	-40°C TO +125°C

Compliance	
UL recognized - FILE NO. E528697	
RoHS Compliant	
J-STD-020	

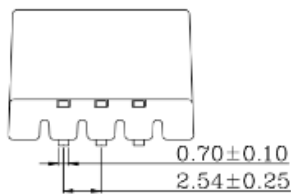
Storage requirements	
Humidity	MSL - 1
Storage Temperature	-50°C TO +125°C

3. Mechanical

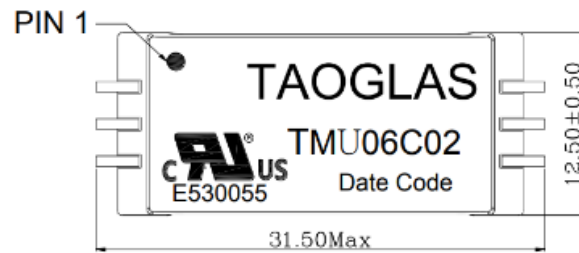
3.1 Mechanical Drawings



Front View



Left View




Top View

Mechanical Specifications

Length	31.5 mm
Width	12.5 mm
Height	9.5 mm
Mounting Style	Surface Mount (SMT)

Dimensions are in millimeters with the following tolerances: X.XX = ±0.25

3.2 Pad Layout

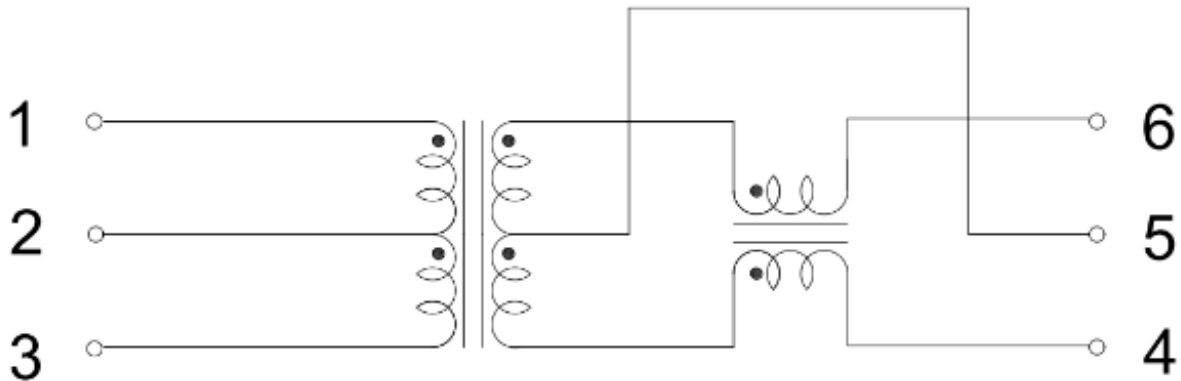


Suggested pad layout

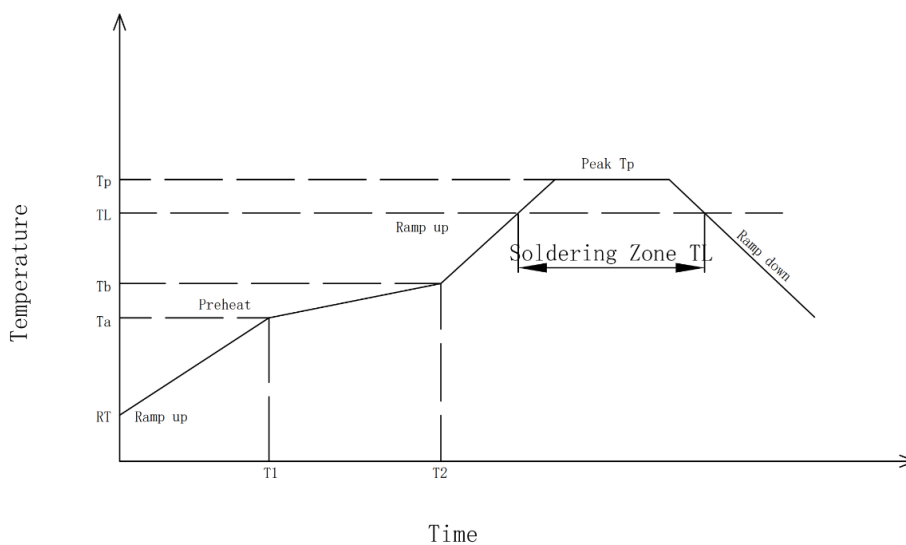
Dimensions are in millimeters with the following tolerances: X.XX = ±0.10

4. Electrical

4.1 Electrical Drawings



4.2 Profile of Reflow Solder



Preheat :
 Temperature (Ta-Tb):150-200°C
 Time(T1-T2):60-180s

Holding Temperature:217°C
 Time (TL):60-150s

Max Temperature (Tp):250(+0/-5°C)
 Max Time (Tp):30Sec±10Sec

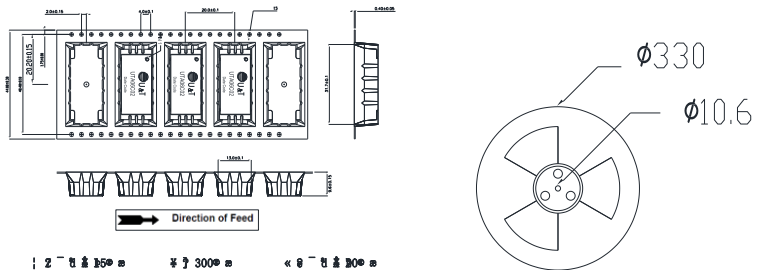
The average speed:3°C/S Max
 The average cooling speed:6°C/S Max

From 25°C to Products out of the
 furnace:6 minutes Max

5. Packaging

5.1 SPQ

1 reel = 300 pcs
 Reel (mm): 44x40.4x13
 Weight (gr): 1300



1 Carton = 5 reels = 1500 pcs
 Carton dimensions: 373*365*284 mm
 Carton Weight: 8.04 kg



5.2 Label

Taoglas Limited	
P/N NO: XXXXXXXX	
QYT: XXX PCS	DC: XXXX
DATE: XXXX-XX-XX	

SPQ Label (8x5cm)

Taoglas Limited	
P/N NO: XXXXXXXX	
PO: XXXXXXXX	B/N: XXXXXXXX
QYT: XXX PCS	DC: XXXX
DATE: XXXX-XX-XX	

Carton Label (8x5cm)

Changelog

Changelog for the datasheet

SPE-23-8-061 – TMU06C02

Revision: C

Date:	2024-07-2
Notes:	Spec update
Author:	Javier Vasena

Previous Revisions

Revision: A (Original First Release)

Date:	2023-03-30
Notes:	
Author:	Javier Vasena

Revision: B

Date:	2024-06-18
Notes:	Dimensions update
Author:	Javier Vasena



www.taoglas.com



X-ON Electronics

Largest Supplier of Electrical and Electronic Components

Click to view similar products for [Power Transformers](#) category:

Click to view products by [Taoglas](#) manufacturer:

Other Similar products are found below :

[F-181U](#) [F-204U](#) [F-206U](#) [F-227X](#) [F-23U](#) [F-264U](#) [F-267U](#) [F-35U](#) [F-412X](#) [F-55X-1](#) [F-68U](#) [F-71U](#) [F-72Z](#) [F-74U](#) [F-83A](#) [F-84AC](#) [F-85U](#) [F-86U](#) [F-9U](#) [PCT-02](#) [PCT-03](#) [PCT6630](#) [PF2.5-20](#) [PPC-14](#) [PPC-46](#) [PPC-58](#) [PSD4-36](#) [GSD-150](#) [11E009H](#) [11E012H](#) [DSW-2120](#) [DSW-224](#) [DSW-228](#) [DSW-310](#) [DSW-3120](#) [DSW-356](#) [DSW-412](#) [DSW-4120](#) [DSW-424](#) [DSW-448](#) [DSW-456](#) [DSW-556](#) [DSW-610](#) [DSW-6120](#) [DSW-624](#) [DSWC-712](#) [EN216B](#) [N-39X](#) [N-49X](#) [N-4MG-1](#)