



# TAOGLAS®



# Datasheet

## Colosseum X Active Multiband GNSS Antenna

**Part No:**  
XAHP.50.A.301111

### Description:

Active Multiband High Precision GNSS Permanent Mount

### Features:

Bands Covered:

- GPS/QZSS (L1/L2)
- GPS/QZSS/IRNSS (L5)
- QZSS (L6)
- Galileo (E1/E5a/E5b/E6)
- GLONASS (G1/G2/G3)
- BeiDou (B1/B2a/B2b/B3)

Excellent out-of-band rejection

Permanent mount, robust IP67 rated enclosure

Cable: 3m RG-174

Connector: SMA(M) Straight

CE Certified

Dimensions:  $\varnothing$ 94 x 57mm

RoHS & Reach Compliant

1.	Introduction	3
2.	Specifications	4
3.	Antenna Characteristics	7
4.	Radiation Patterns	11
5.	LNA Specifications	14
6.	Field Test Data	16
7.	Mechanical Drawing	18
8.	Installation	19
9.	Packaging	20
<hr/>		
	Changelog	21

Taoglas makes no warranties based on the accuracy or completeness of the contents of this document and reserves the right to make changes to specifications and product descriptions at any time without notice. Taoglas reserves all rights to this document and the information contained herein. Reproduction, use or disclosure to third parties without express permission is strictly prohibited.



# 1. Introduction



The Taoglas Colosseum X XAHP.50 is an active multi-band GNSS antenna has been carefully designed to work well on the full GNSS spectrum including GPS/QZSS L1/L2/L5, GLONASS G1/G2/G3, Galileo E1/E5a/E5b/E6, BeiDou B1/B2a/B2b/B3, QZSS L6, NAVIC L5, as well as SBAS (WAAS/EGNOS/GAGAN/SDCM/SNAS. This allows the user to achieve higher location accuracy, as well as stability of position tracking in urban environments. The XAHP.50 has excellent performance across the full bandwidth of the antenna and its design has an even gain across the hemisphere giving almost excellent, broad axial ratio which in turn makes it resilient to multipath rejection and excellent phase centre stability.

The LNA used in the XAHP.50 ensures excellent out of band rejection and provides excellent positioning stability and reliability of GNSS signals. The robust, vandal resistant, permanent mount IP67 rated ASA enclosure is just 57mm in height and designed for ease of installation. It can be mounted on any surface; however, performance can be affected when mounted on metal surfaces.

Typical Applications Include:

- Autonomous Driving
- Precision Positioning for Robotics
- Precision Agriculture
- Inventory Management & Container tracking
- Telematics & Asset Tracking
- Timing Accuracy Synchronization

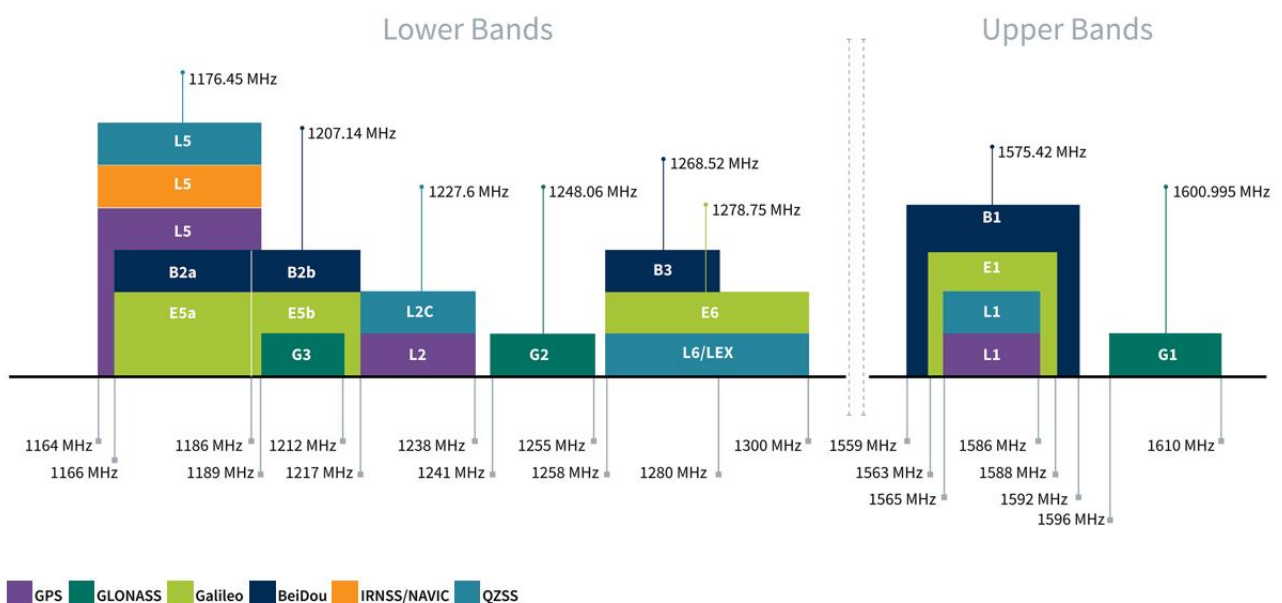
The XAHP.50 is the latest external addition to an ongoing product road map of high precision antennas by Taoglas. For RTK applications when used on the base and/or the rover, the XAHP.50 can achieve genuine cm-level accuracy.

Cable and connectors are customizable. Please contact your regional Taoglas customer support team for further information.

## 2. Specifications

GNSS Frequency Bands Covered							
GPS	L1	L2	L5				
	■	■	■				
GLONASS	G1	G2	G3				
	■	■	■				
Galileo	E1	E5a	E5b	E6			
	■	■	■	■			
BeiDou	B1	B2a	B2b	B3			
	■	■	■	■			
QZSS (Regional)	L1	L2C	L5	L6			
	■	■	■	■			
IRNSS (Regional)	L5						
	■						
SBAS	L1/E1/B1	L5/B2a/E5a	G1	G2	G3		
	■	■	■	■	■		

\*SBAS systems: WASS(L1/L5), EGNOS(E1/E5a), SDCM(G1/G2/G3), SNAS(B1,B2a), GAGAN(L1/L5), QZSS(L1/L5), KAZZ(L1/L5).



GNSS Bands and Constellations

GNSS Electrical						
Frequency (MHz)	1176.45	1227.6	1278.75	1561	1575.42	1602
VSWR (max.)	1.3:1	1.3:1	1.5:1	1.5:1	1.5:1	1.4:1
Passive Antenna Efficiency (%)	72	77	53	35	45	53
Passive Antenna Gain at Zenith (dBi)	7.4	6.2	6.8	3.2	4.2	4.2
Axial Ratio (dB) Ground Plane	1.2	0.6	0.2	1.2	1.2	1.3
Group Delay	5	5	4	15	15	15
PCO (cm)	0.5	0.01	0.6	1	1	1
PCV (cm)	1.9	1.1	1.04	0.6	0.6	0.6
Polarization	Right-Hand Circularly Polarized (RHCP)					
Impedance	50Ω					
Cable	3m RG-174 as Standard					
Connector	SMA(M)ST as Standard					

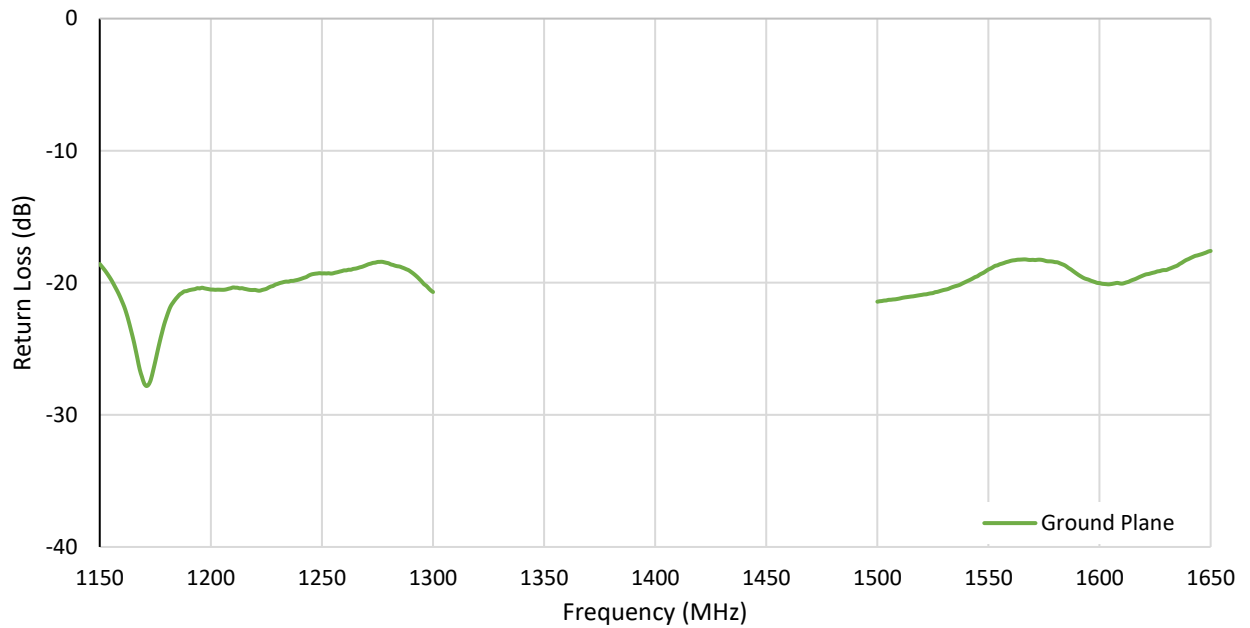
**Note: The antenna was tested on a 30X30 cm ground plane**

LNA and Filter Electrical Properties							
Frequency (MHz)	L5 1176.45	GAL E5b 1207	GPS L2 1227	L6/E6 1278.75	B1 1561	L1 1575.42	L1PT 1602
Gain (typical)	25 dB	26 dB	25 dB	22 dB	27 dB	28 dB	28 dB
Noise Figure (typical)	4.0 dB	3.7 dB	3.8 dB	4.5 dB	3.1 dB	2.6 dB	2.6 dB
Group Delay Variation (typical)	9.4 ns	4.0 ns	3.7 ns	1.3 ns	3.0 ns	10 ns	8.8 ns
Current Draw (typical)	< 20 mA						
Input Voltage	+1.8 to +5 VDC						
Out-Of-Band Attenuation (dB)	100 - 900 MHz				> 50		
	900 - 1000 MHz				> 30		
	1350 - 1520 MHz				> 25		
	1700 - 2000 MHz				> 35		
	2000 - 6000 MHz				> 45		

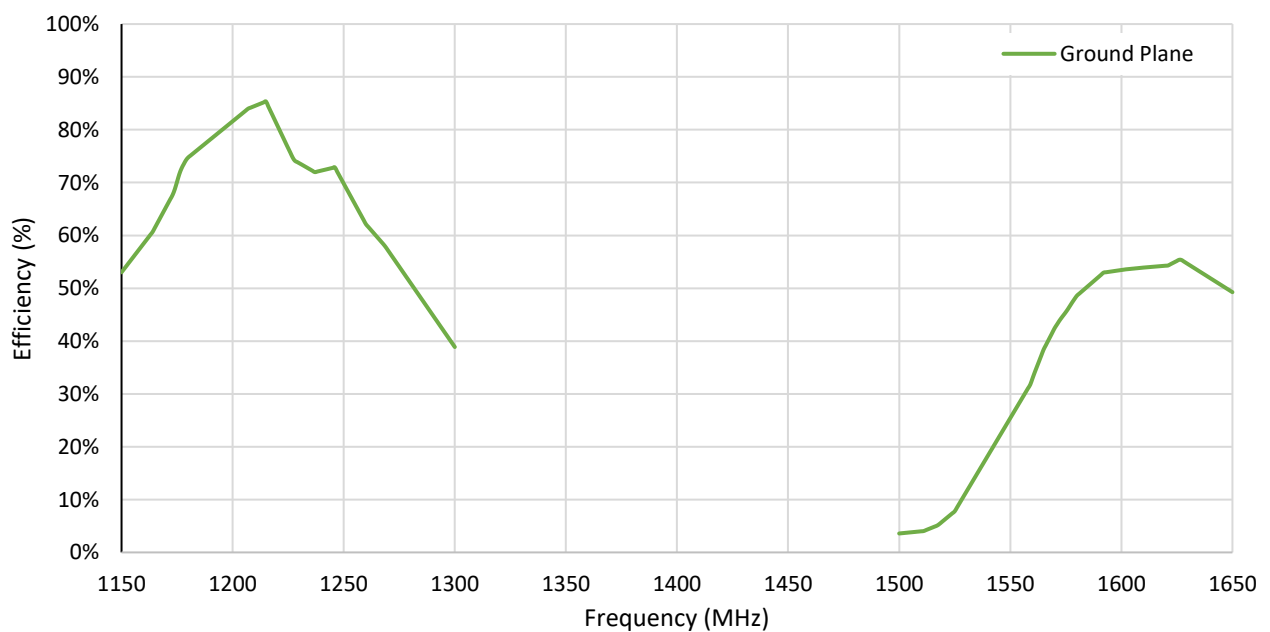
Mechanical	
Height	58 mm
Planner Dimension	95 mm diameter
Casing	ASA
Cable	3m of RG-174 as standard
Connector	SMA(M)ST as standard
Base and Thread	Zinc Alloy
Weight	395g
Environmental	
Protection	IP67
Temperature Range	-40°C to 85°C
Humidity	Non-condensing 65°C 95% RH
RoHS Compliant	Yes
REACH Compliant	Yes

### 3. Antenna Characteristics

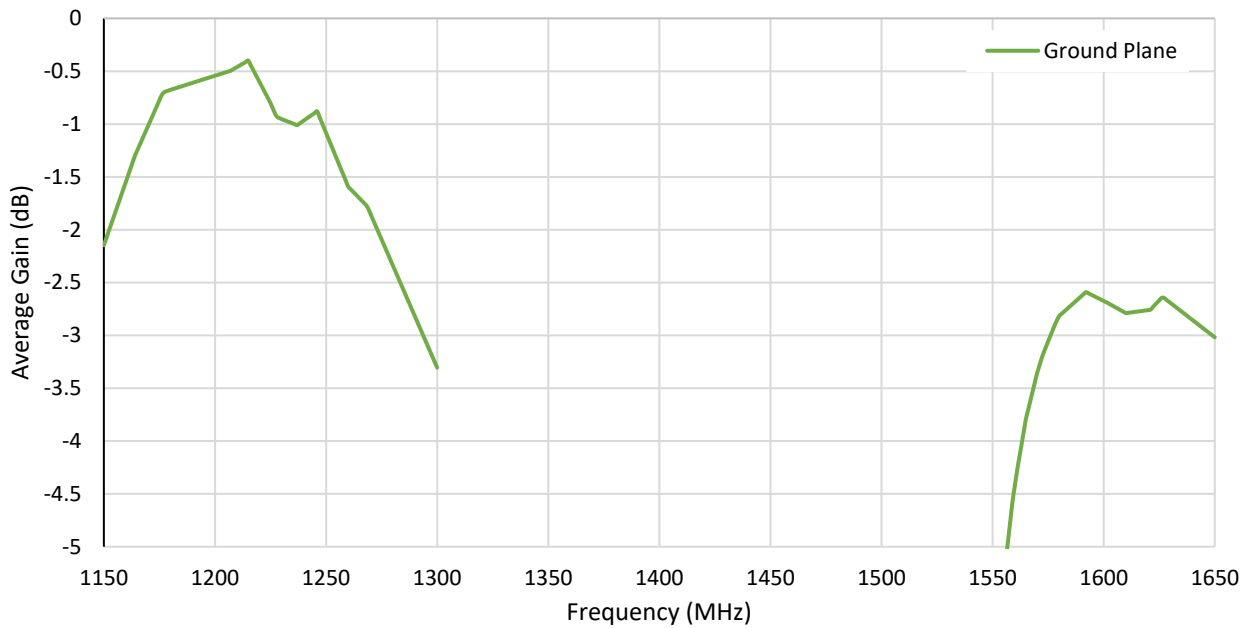
#### 3.1 Return Loss



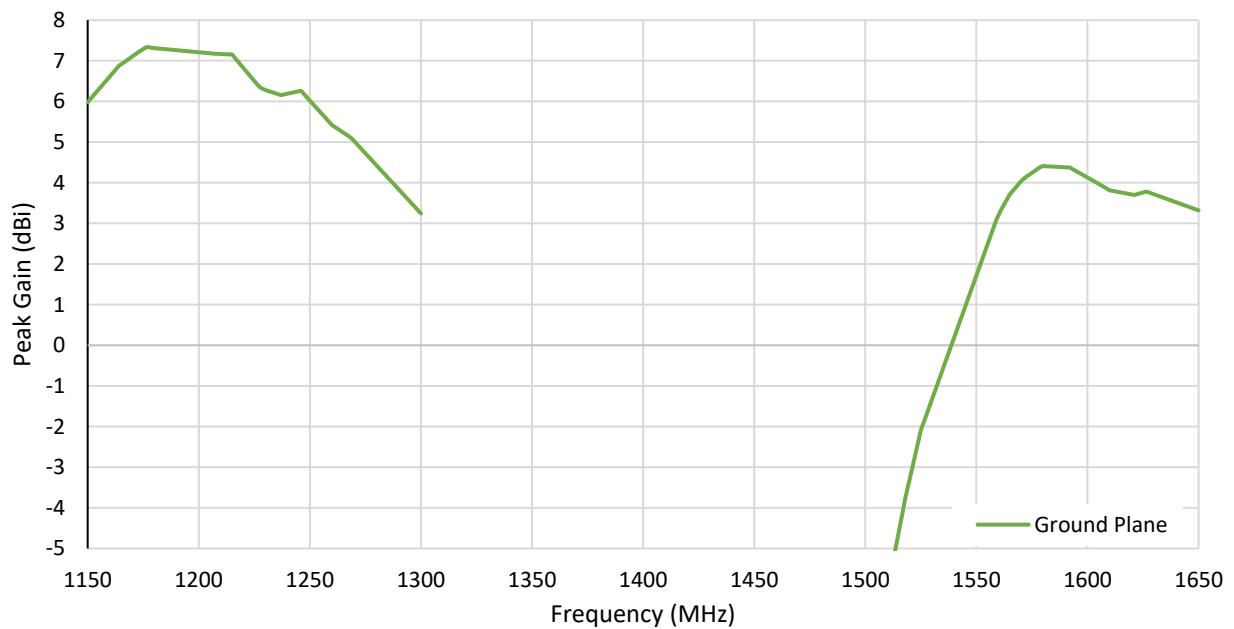
#### 3.2 Efficiency



### 3.3 Average Gain

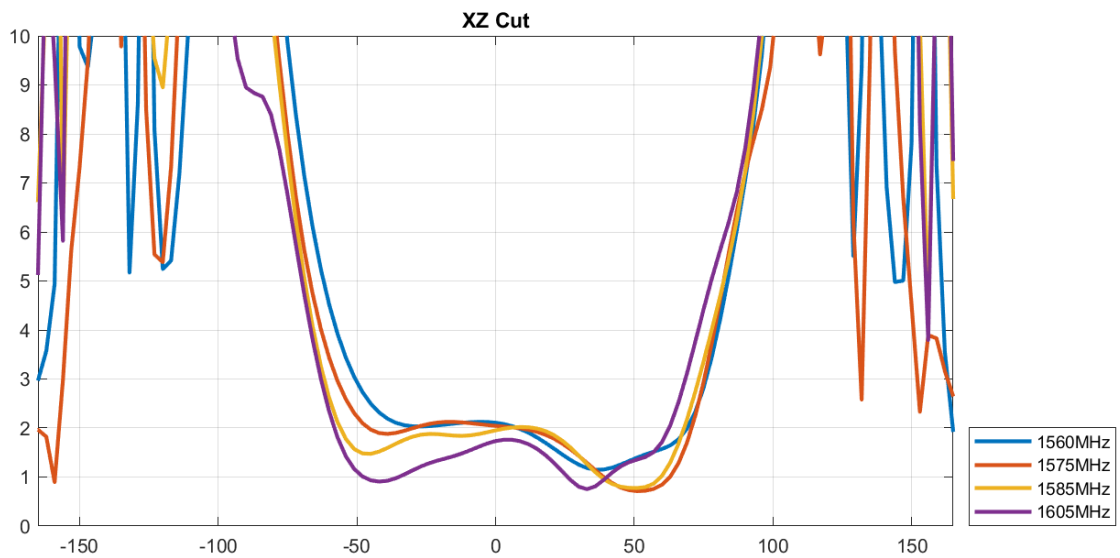
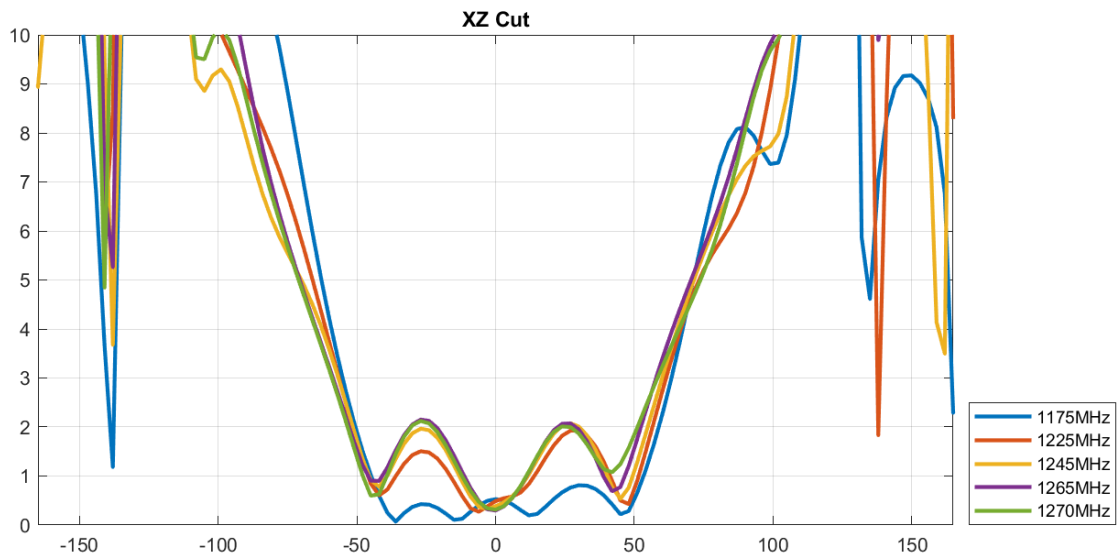


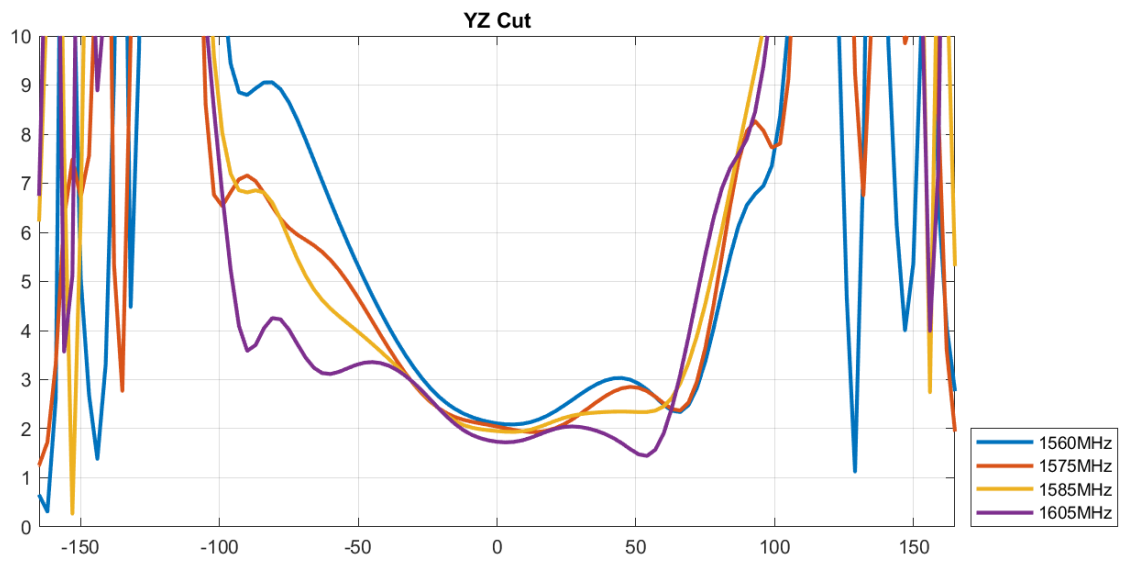
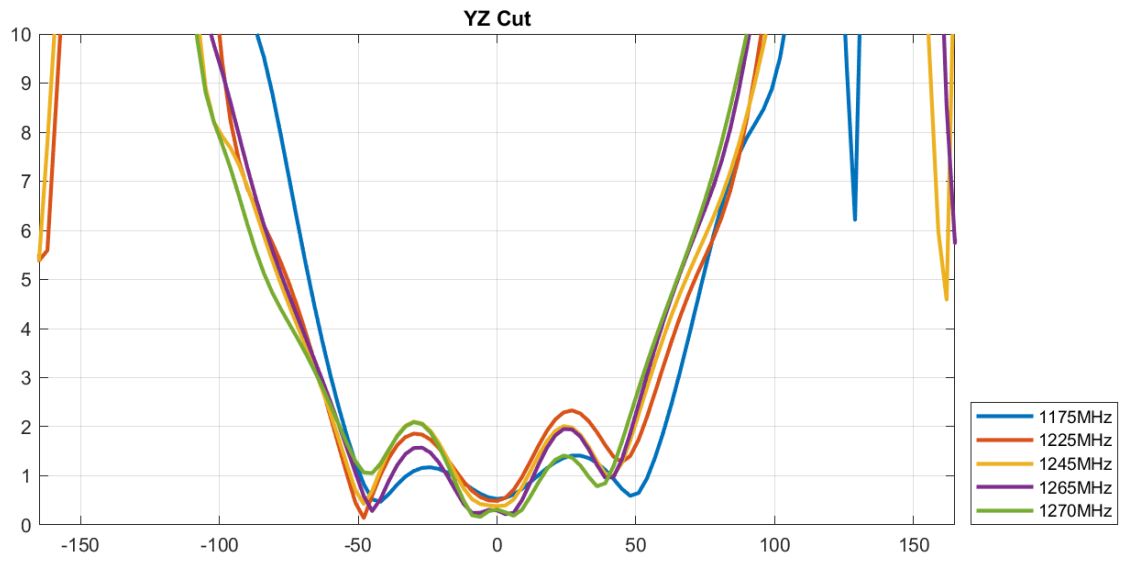
### 3.4 Peak Gain






3.5 Axial Ratio



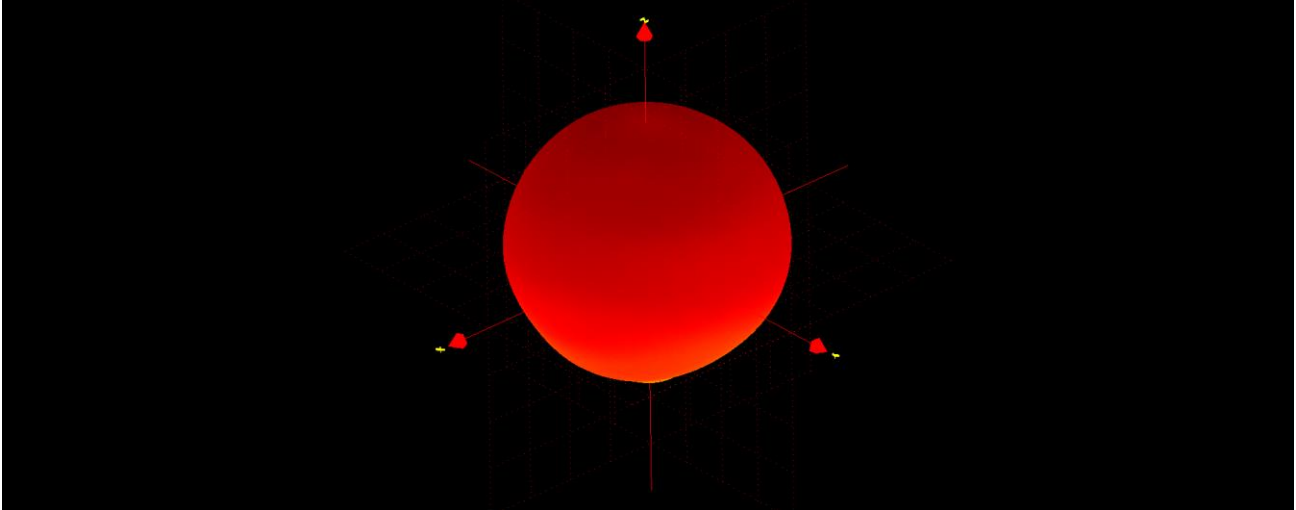


## 4. Radiation Patterns

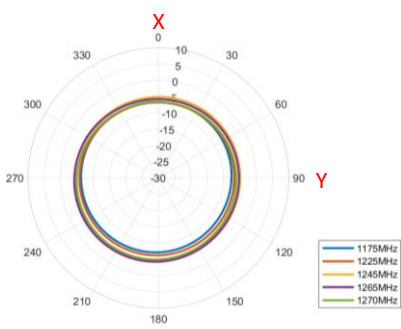
### 4.1 Test Setup



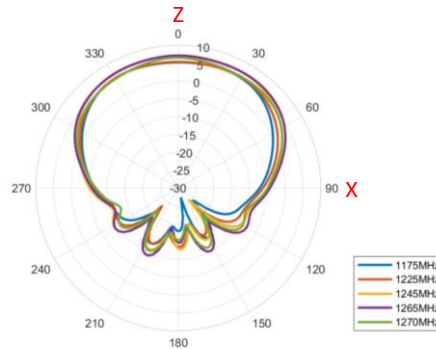
## 4.2 L2 & L5 3D and 2D Radiation Patterns



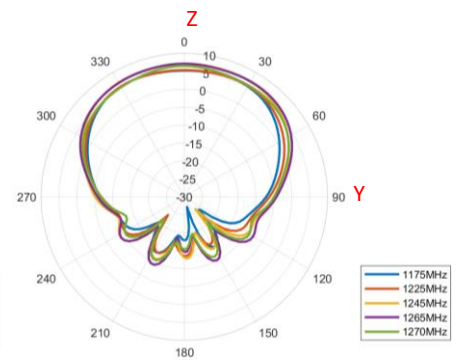
XY Plane\*



XZ Plane\*

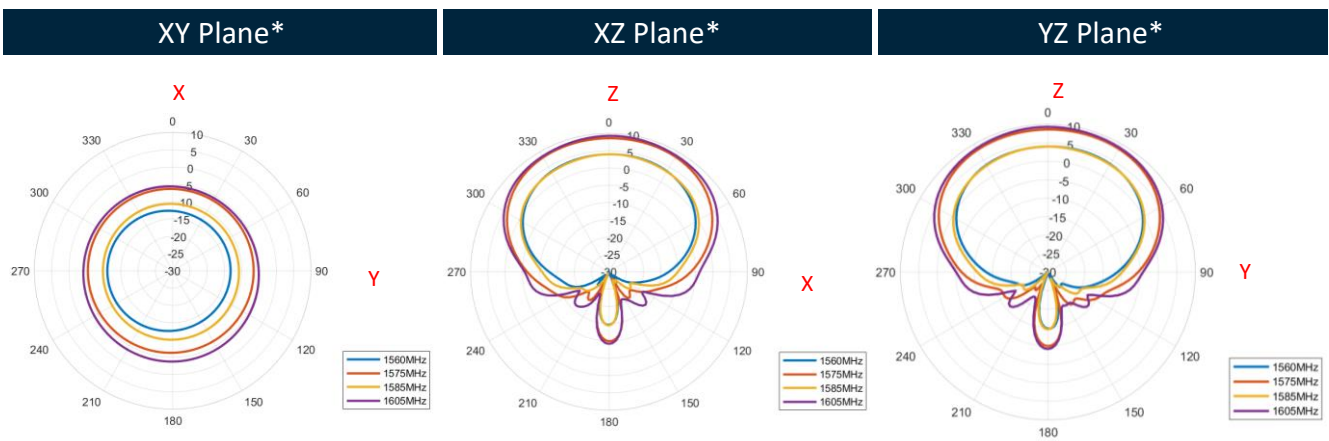
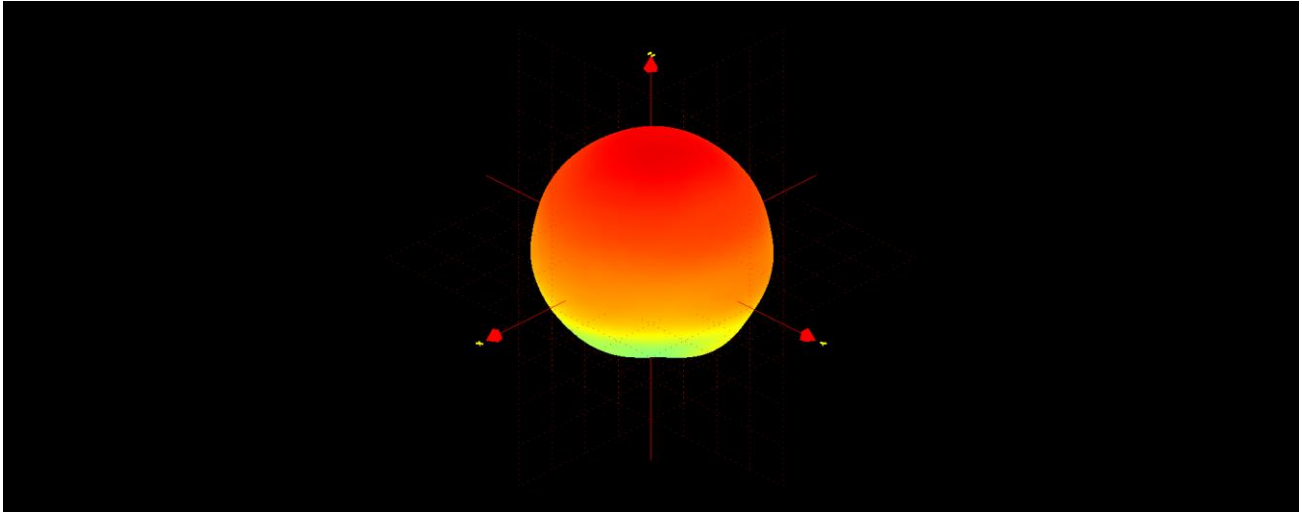


YZ Plane\*



\*2D Radiation Patterns: Show the total gain including LNA + antenna with a 20dB attenuator

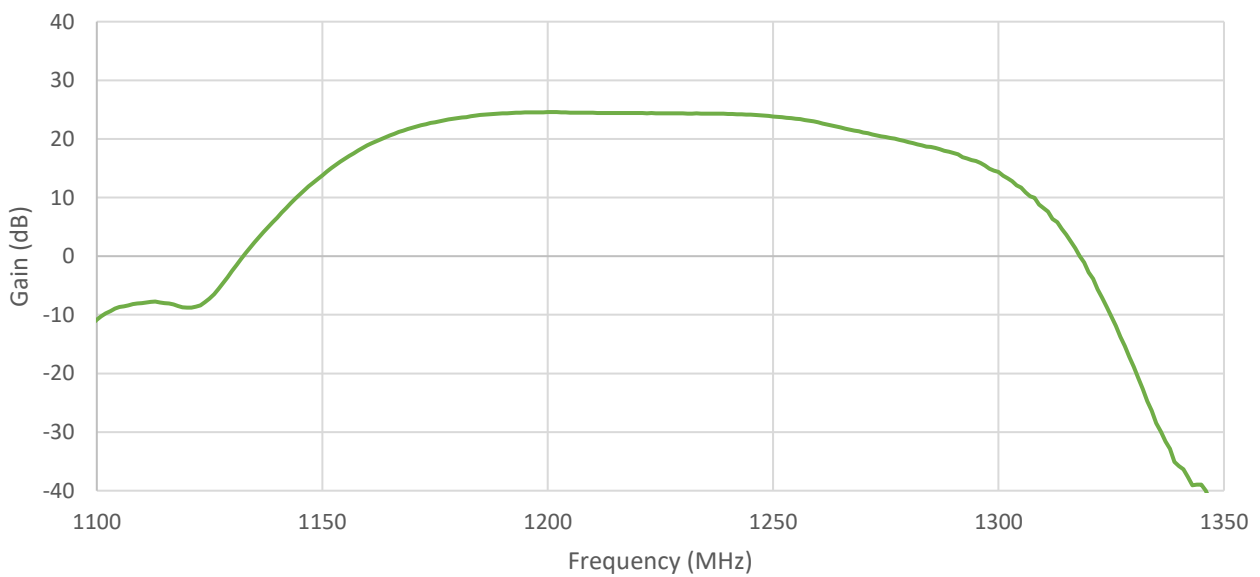
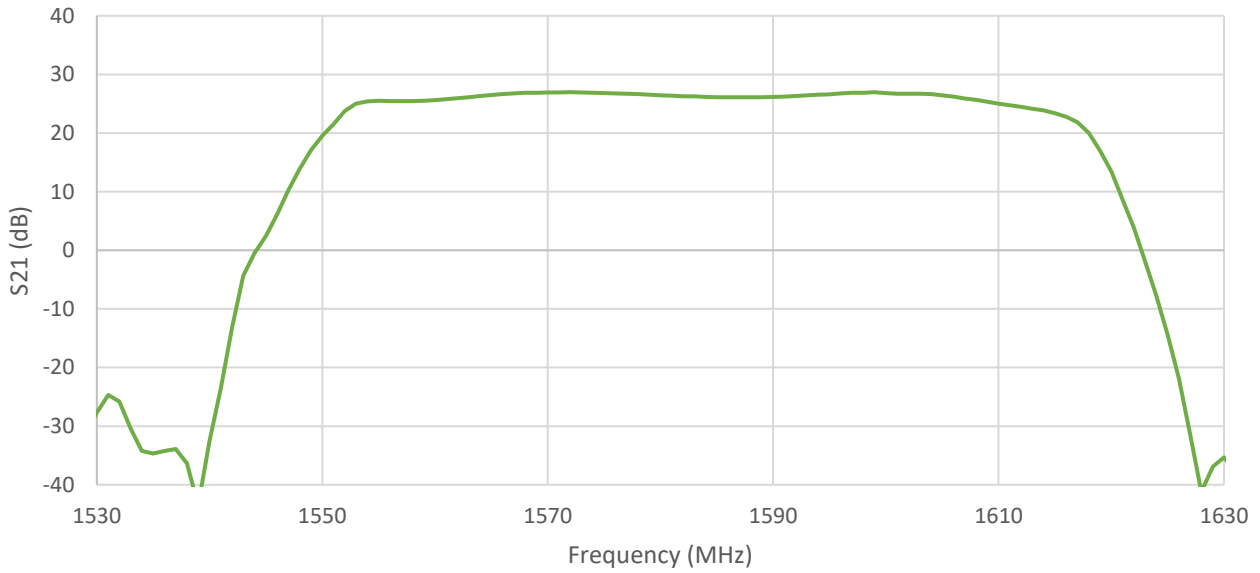
## 4.3 L1 3D and 2D Radiation Patterns



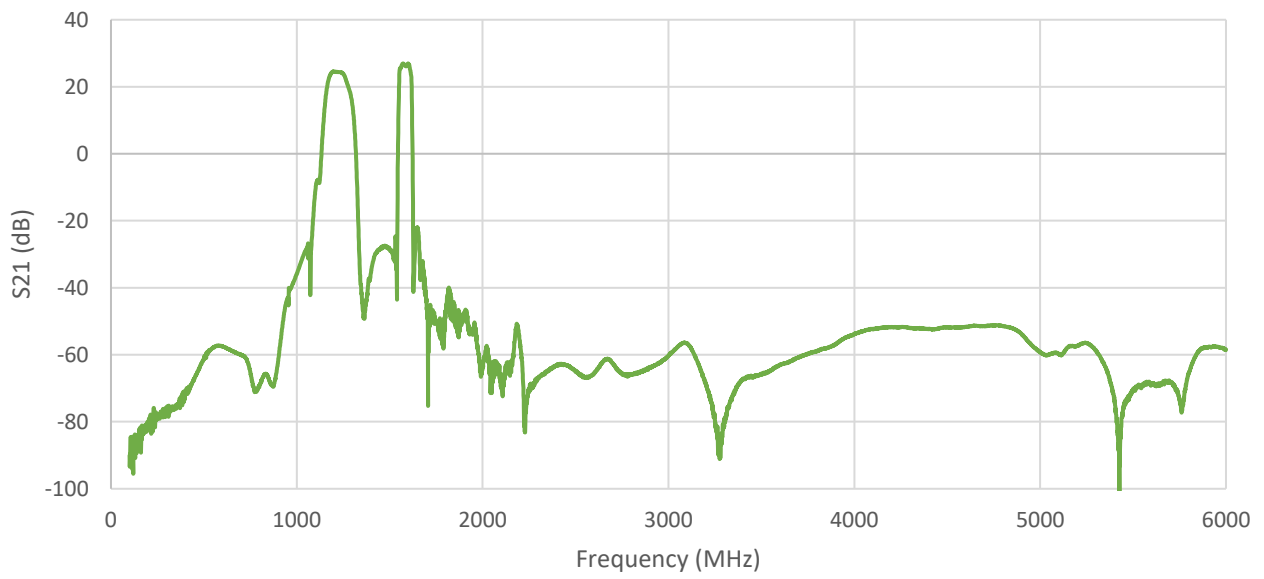
\*2D Radiation Patterns: Show the total gain including LNA + antenna with a 20dB attenuator

## 5. LNA Characteristics

### 5.1 LNA In-Band S21



## 5.2 LNA Wideband S21



## 6. Field Test Results

In this section Taoglas will present the field test result for XAHP.50 antenna. The test was performed when the antenna was mounted on a static rooftop test set up in an open sky environment for at least **6 hours**.

Taoglas will show the field test results using the following receivers:

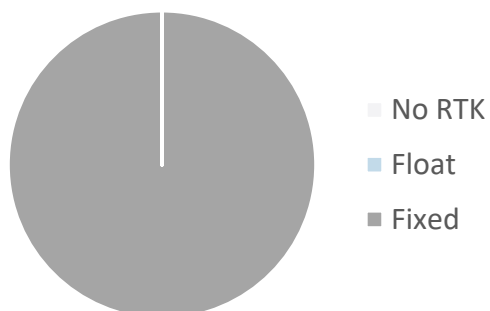
### 6.1 Ublox ZED-F9P

#### Receiver features:

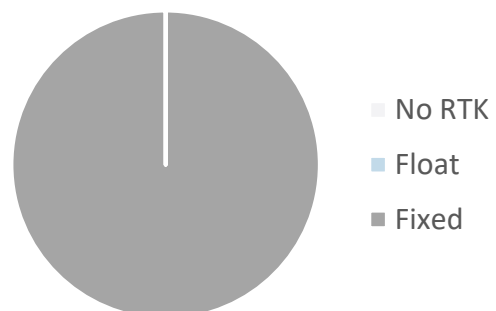
- Multi-band GNSS: 184-channel GPS L1C/A L2C, GLONASS: L1OF L2OF, Galileo: E1B/C E5b, BeiDou: B1I B2I, QZSS: L1C/A L2C
- Multi-band RTK with fast convergence times and reliable performance
- Nav. update rate RTK up to 20 Hz
- Position accuracy = RTK 0.01 m + 1 ppm CEP

Positioning Accuracy Table (2D Accuracy)					
Test Condition	Correction Service	CEP (50%)	DRMS (68%)	2DRMS (95-98.2%)	TTFF (sec)
Free Space	RTK DISABLED	47.08 cm	56.53 cm	113.06 cm	20
	RTK ENABLED	1.51 cm	1.83 cm	3.66 cm	20
30x30 cm Ground Plane	RTK DISABLED	46.69 cm	54.83 cm	110.65 cm	19
	RTK ENABLED	0.47 cm	0.57 cm	1.14 cm	19

RTK Availability  
Free space



RTK Availability  
30x30 cm ground plane





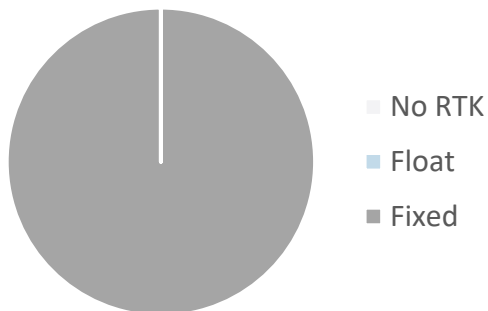
## 6.2 Septentrio AsteRx-U S/N

### Receiver features:

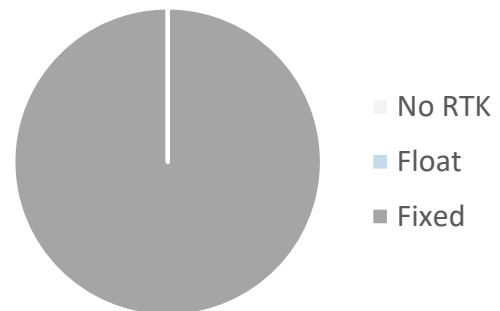
- Multi-band GNSS: 544 channels
- GPS: L1, L2, L5 GLONASS: L1, L2, L3 Galileo: E1, E5ab, AltBoc, E6 BeiDou: B1, B2, B3 NavIC: L51 QZSS: L1, L2, L5, L6
- SBAS: EGNOS, WAAS, GAGAN, MSAS, SDCM(L1, L5)
- RTK (base and rover), Integrated dual-channel L-band receiver, Support for PPP
- Nav. update rate up to 100 Hz
- Position accuracy = RTK 0.6 cm + 0.5 ppm

Positioning Accuracy Table (2D Accuracy)				
Test Condition	Correction Service	CEP (50%)	DRMS (68%)	2DRMS (95-98.2%)
Free Space	RTK DISABLED	39.22 cm	47.08 cm	94.17 cm
	RTK ENABLED	0.99 cm	1.2 cm	2.4 cm
30x30 cm Ground Plane	RTK DISABLED	37.08 cm	45.04 cm	90.08 cm
	RTK ENABLED	0.96 cm	1.16 cm	2.31 cm

RTK Availability  
Free space



RTK Availability  
30x30 cm ground plane



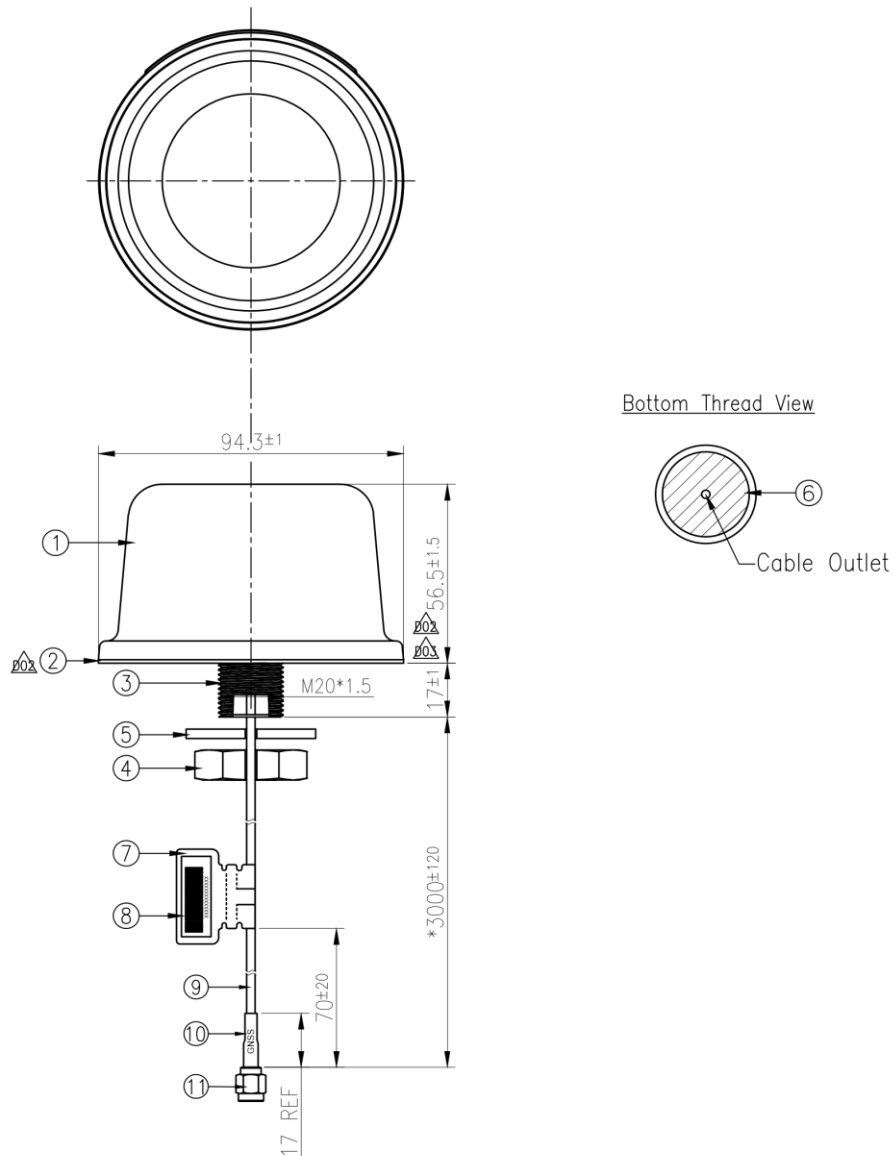
# 7. Mechanical Drawing (Units: mm)

ISO NO.: EDW-20-8-0376

STATE: Release

NOTES: 1. All material must be RoHS compliant.

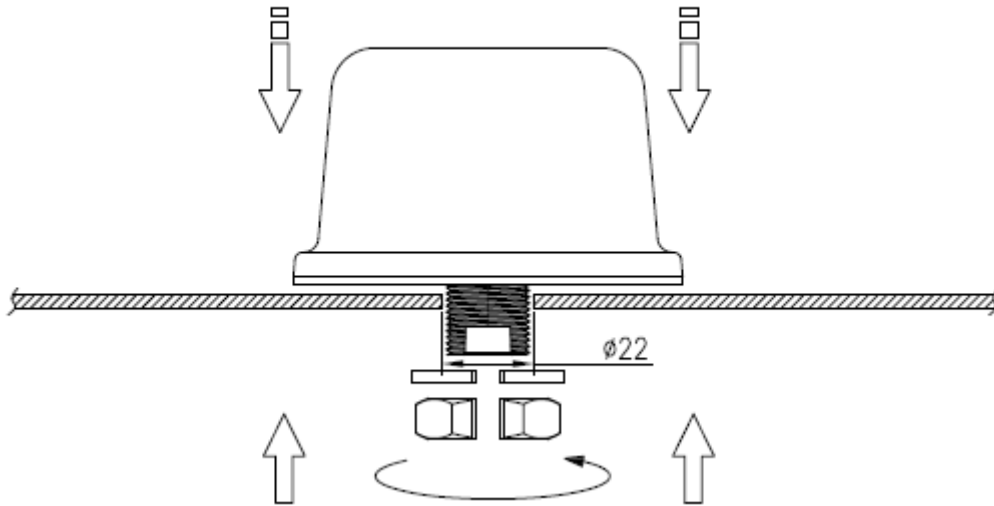
REV.	DESCRIPTION	ENG.	APPROVED	DATE
001	Initial Design	Joey	Clark	2020/04/30
002	Modify the adhesive Foam Mini ST	Aron Yan	Aaron	2020/09/25
003	Modify the dimensional	Aron Yan	Aaron	2020/10/07



NO.	Name	Material	Finish	QTY
1	Mini ST Short Case	ASA	Black	1
2	Adhesive Foam Mini ST(Black Foam)	3M9448HK+CR4305	Black/White Liner	1
3	Mini ST Base	Zinc Alloy	Ni Plated	1
4	Nu_M20x1.5Px9.5H Cut	Steel Carbon	Zn-Ni Plated	1
5	Washer_Cut	Steel Carbon	Zn-Ni Plated	1
6	Cable Rubber	Silicone Rubber	Black	1
7	Empty Label	PEPA	White	1
8	Barcode Label	PET	White	1
9	RG174 Coaxial Cable	PVC	Black	1
10	Heat Shrink Tube (GNS)	PE	Blue Tube/White Text	1
11	SMA(M)ST	Brass	Au Plated	1

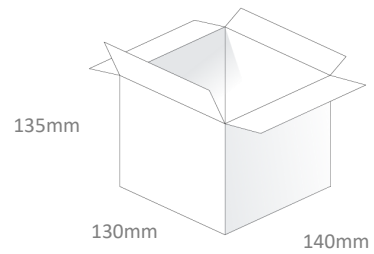
APPROVED BY: Clark	<p>TW Design Centre This drawing and its inherent design concepts are property of Taoglas. Not to be copied or given to third parties without the written consent of Taoglas.</p>
CHECK BY: Aaron	
DRAWN BY: Joey	
DATE: 2020/04/30	
UNLESS OTHERWISE SPECIFIED TOLERANCES ON:	<p>TITLE : Active Multi-band GNSS Permanent Mount Antenna with 3m RG-174 &amp; SMA(M)</p> <p>PART NO. : XAHP.50.A.301111</p>
THIRD ANGLE PROJECTION	<p>UNIT: mm</p> <p>SCALE: 1:2</p> <p>PAGES: 1/1</p> <p>REV. D03</p>

## 8. Installation Guidelines

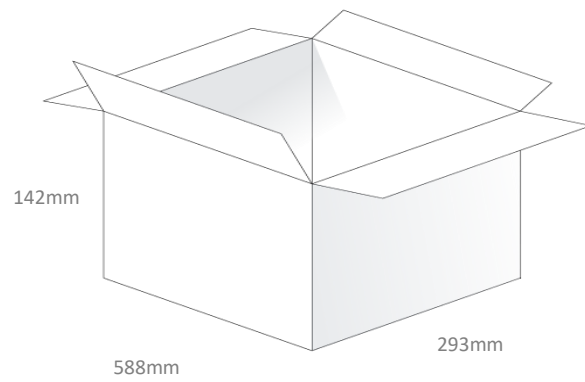


## 9. Packaging

1pc XAHP.50.A.301111 per Small Box  
 Dimensions - 135\*130\*140mm  
 Weight - 395g



8pcs XAHP.50.A.301111 per Carton  
 Dimensions - 588\*296\*142mm  
 Weight - 3.9Kg



Changelog for the datasheet

**SPE-20-8-037 – XAHP.50.A.301111**

<b>Revision: E (Current Version)</b>	
Date:	2021-11-03
Changes:	Updated Installation information
Changes Made by:	Jack Conroy

**Previous Revisions**

<b>Revision: D</b>	
Date:	2020-11-04
Changes:	Updated Drawing
Changes Made by:	Jack Conroy

<b>Revision: C</b>	
Date:	2020-09-30
Changes:	Updated Drawing
Changes Made by:	Jack Conroy

<b>Revision: B</b>	
Date:	2020-05-28
Changes:	Updated to include Field Test data
Changes Made by:	Victor Pinazo

<b>Revision: A (Original First Release)</b>	
Date:	2020-04-30
Notes:	Initial Release
Author:	Eric Johnson



**TAOGLAS**®

[www.taoglas.com](http://www.taoglas.com)



## X-ON Electronics

Largest Supplier of Electrical and Electronic Components

*Click to view similar products for [Antennas](#) category:*

*Click to view products by [Taoglas](#) manufacturer:*

Other Similar products are found below :

[GAN30084EU](#) [930-033-R](#) [GW17.07.0250E](#) [1513563-1](#) [EXE902SM](#) [APAMPG-117](#) [MAF94383](#) [W3908B0100](#) [W6102B0100](#) [YE572113-30RSMM](#) [108-00014-50](#) [66089-2406](#) [SPDA17RP918](#) [A09-F8NF-M](#) [A09-F5NF-M](#) [RGFRA1903041A1T](#) [W3593B0100](#) [W3921B0100](#) [SIMNA-868](#) [SIMNA-915](#) [SIMNA-433](#) [W1044](#) [W1049B090](#) [A75-001](#) [WTL2449CQ1-FRSMM](#) [CPL9C](#) [EXB148BN](#) [0600-00060](#) [TRA9020S3PBN-001](#) [GD5W-28P-NF](#) [MA9-7N](#) [GD53-25](#) [GD5W-21P-NF](#) [C37](#) [MAF94051](#) [MA9-5N](#) [EXD420PL](#) [B1322NR](#) [QWFTB120](#) [MAF94271](#) [MAF94300](#) [GPSMB301](#) [FG4403](#) [AO-AGSM-OM54](#) [5200232](#) [MIKROE-2349](#) [WCM.01.0111](#) [MIKROE-2393](#) [MIKROE-2352](#) [MIKROE-2350](#)