


MULTILAYER CERAMIC CHIP CAPACITORS

Commercial grade, general (Up to 75V)

C series

| | |
|--------------|---------------------|
| C0402 | [01005 inch] |
| C0603 | [0201 inch] |
| C1005 | [0402 inch] |
| C1608 | [0603 inch] |
| C2012 | [0805 inch] |
| C3216 | [1206 inch] |
| C3225 | [1210 inch] |
| C4532 | [1812 inch] |
| C5750 | [2220 inch] |

* Dimensions code: JIS[EIA]



REMINDERS FOR USING THESE PRODUCTS

Before using these products, be sure to request the delivery specifications.

SAFETY REMINDERS

Please pay sufficient attention to the warnings for safe designing when using this products.

 **REMINDERS**

1. The products listed on this catalog are intended for use in general electronic equipment (AV equipment, telecommunications equipment, home appliances, amusement equipment, computer equipment, personal equipment, office equipment, measurement equipment, industrial robots) under a normal operation and use condition.

The products are not designed or warranted to meet the requirements of the applications listed below, whose performance and/or quality require a more stringent level of safety or reliability, or whose failure, malfunction or trouble could cause serious damage to society, person or property.

If you intend to use the products in the applications listed below or if you have special requirements exceeding the range or conditions set forth in the each catalog, please contact us.

- | | |
|--|--|
| (1) Aerospace/aviation equipment | (8) Public information-processing equipment |
| (2) Transportation equipment (cars, electric trains, ships, etc.) | (9) Military equipment |
| (3) Medical equipment (excepting Pharmaceutical Affairs Law classification Class1,2) | (10) Electric heating apparatus, burning equipment |
| (4) Power-generation control equipment | (11) Disaster prevention/crime prevention equipment |
| (5) Atomic energy-related equipment | (12) Safety equipment |
| (6) Seabed equipment | (13) Other applications that are not considered general-purpose applications |
| (7) Transportation control equipment | |

When designing your equipment even for general-purpose applications, you are kindly requested to take into consideration securing protection circuit/device or providing backup circuits in your equipment.

- We may modify products or discontinue production of a product listed in this catalog without prior notification.
- We provide "Delivery Specification" that explain precautions for the specifications and safety of each product listed in this catalog. We strongly recommend that you exchange these delivery specifications with customers that use one of these products.
- If you plan to export a product listed in this catalog, keep in mind that it may be a restricted item according to the "Foreign Exchange and Foreign Trade Control Law". In such cases, it is necessary to acquire export permission in harmony with this law.
- Any reproduction or transferring of the contents of this catalog is prohibited without prior permission from our company.
- We are not responsible for problems that occur related to the intellectual property rights or other rights of our company or a third party when you use a product listed in this catalog. We do not grant license of these rights.
- This catalog only applies to products purchased through our company or one of our company's official agencies. This catalog does not apply to products that are purchased through other third parties.

Notice: Effective January 2013, TDK will use a new catalog number which adds product thickness and packaging specification detail. This new catalog number should be referenced on all catalog orders going forward, and is not applicable for OEM part number orders.

Please be aware the last five digits of the catalog number will differ from the item description (internal control number) on the product label.

Contact your local TDK Sales representative for more information.

(Example)

| Catalog issued date | Catalog number | Item description (on delivery label) |
|------------------------|-----------------------|--------------------------------------|
| Prior to January 2013 | C1608C0G1E103J(080AA) | C1608C0G1E103JT000N |
| January 2013 and later | C1608C0G1E103J080AA | C1608C0G1E103JT000N |

C series

General (Up to 75V)



Type: C0402 [01005 inch], C0603 [0201 inch], C1005 [0402 inch], C1608 [0603 inch], C2012 [0805 inch], C3216 [1206 inch], C3225 [1210 inch], C4532 [1812 inch], C5750 [2220 inch]

SERIES OVERVIEW

TDK multilayer ceramic chip capacitor C series is a product for surface mount which multiple sheets of dielectric and conductive material are layered alternately. The monolithic structure ensures superior mechanical strength and reliability.

Also the lower ESR, ESL and better frequency characteristics are offered by the simple structure than other capacitors. The capacitance range is up to 100uF and the line-up has been expanding to the region of the film capacitor or electrolytic capacitor.

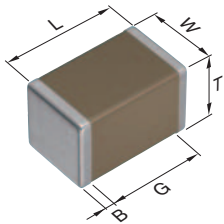
FEATURES

- The superior mechanical strength and reliability due to the monolithic structure.
- Low ESR, ESL and excellent frequency characteristics allow for a circuit design that closely conforms to theoretical values.
- Low self-heating and high ripple resistance due to low ESR.
- No polarity.

APPLICATIONS

- general electronic equipment
- mobile devices
- Servers, PCs, tablets
- Power supply circuit

SHAPE & DIMENSIONS



| | |
|---|------------------|
| L | Body length |
| W | Body width |
| T | Body height |
| B | Terminal width |
| G | Terminal spacing |

Dimensions in mm

| Type | L | W | T | B | G |
|--------------|-----------|-----------|-----------|-----------|-----------|
| C0402 | 0.40±0.02 | 0.20±0.02 | 0.20±0.02 | 0.07 min. | 0.14 min. |
| C0603 | 0.60±0.03 | 0.30±0.03 | 0.30±0.03 | 0.10 min. | 0.20 min. |
| C1005 | 1.00±0.05 | 0.50±0.05 | 0.50±0.05 | 0.10 min. | 0.30 min. |
| C1608 | 1.60±0.10 | 0.80±0.10 | 0.80±0.10 | 0.20 min. | 0.30 min. |
| C2012 | 2.00±0.20 | 1.25±0.20 | 1.25±0.20 | 0.20 min. | 0.50 min. |
| C3216 | 3.20±0.20 | 1.60±0.20 | 1.60±0.20 | 0.20 min. | 1.00 min. |
| C3225 | 3.20±0.40 | 2.50±0.30 | 2.50±0.30 | 0.20 min. | — |
| C4532 | 4.50±0.40 | 3.20±0.40 | 3.20±0.40 | 0.20 min. | — |
| C5750 | 5.70±0.40 | 5.00±0.40 | 2.80±0.30 | 0.20 min. | — |

*Dimensional tolerances are typical values.

CATALOG NUMBER CONSTRUCTION

| | | | | | | | | |
|----------|-------------|------------|-----------|------------|----------|------------|----------|----------|
| C | 3216 | X5R | 1A | 107 | M | 160 | A | C |
| (1) | (2) | (3) | (4) | (5) | (6) | (7) | (8) | (9) |

(1) Series

(2) Dimensions L x W (mm)

| Code | EIA | Length | Width | Terminal width |
|------|---------|--------|-------|----------------|
| 0402 | CC01005 | 0.40 | 0.20 | 0.07 |
| 0603 | CC0201 | 0.60 | 0.30 | 0.10 |
| 1005 | CC0402 | 1.00 | 0.50 | 0.10 |
| 1608 | CC0603 | 1.60 | 0.80 | 0.20 |
| 2012 | CC0805 | 2.00 | 1.25 | 0.20 |
| 3216 | CC1206 | 3.20 | 1.60 | 0.20 |
| 3225 | CC1210 | 3.20 | 2.50 | 0.20 |
| 4532 | CC1812 | 4.50 | 3.20 | 0.20 |
| 5750 | CC2220 | 5.70 | 5.00 | 0.20 |

(3) Temperature characteristics

| Temperature characteristics | Temperature coefficient or capacitance change | Temperature range |
|-----------------------------|---|-------------------|
| CH | 0±60 ppm/°C | -25 to +85°C |
| C0G | 0±30 ppm/°C | -55 to +125°C |
| JB | ±10% | -25 to +85°C |
| X5R | ±15% | -55 to +85°C |
| X6S | ±22% | -55 to +105°C |
| X7R | ±15% | -55 to +125°C |
| X7S | ±22% | -55 to +125°C |

(4) Rated voltage (DC)

| Code | Voltage (DC) |
|------|--------------|
| 0G | 4V |
| 0J | 6.3V |
| 1A | 10V |
| 1C | 16V |
| 1E | 25V |
| 1V | 35V |
| 1H | 50V |
| 1N | 75V |

(5) Nominal capacitance (pF)

The capacitance is expressed in three digit codes and in units of pico Farads (pF). The first and second digits identify the first and second significant figures of the capacitance. The third digit identifies the multiplier. R designates a decimal point.

(Example)0R5 = 0.5pF
 101 = 100pF
 225 = 2,200,000pF = 2.2μF

(6) Capacitance tolerance

| Code | Tolerance |
|------|-----------|
| B | ±0.10pF |
| C | ±0.25pF |
| D | ±0.50pF |
| F | ±1% |
| G | ±2% |
| J | ±5% |
| K | ±10% |
| M | ±20% |

(7) Thickness

| Code | Thickness |
|------|-----------|
| 020 | 0.20 mm |
| 030 | 0.30 mm |
| 050 | 0.50 mm |
| 060 | 0.60 mm |
| 080 | 0.80 mm |
| 085 | 0.85 mm |
| 115 | 1.15 mm |
| 125 | 1.25 mm |
| 130 | 1.30 mm |
| 160 | 1.60 mm |
| 200 | 2.00 mm |
| 230 | 2.30 mm |
| 250 | 2.50 mm |
| 280 | 2.80 mm |
| 320 | 3.20 mm |

(8) Packaging style

| Code | Style |
|------|-----------------------|
| A | 178mm reel, 4mm pitch |
| B | 178mm reel, 2mm pitch |
| K | 178mm reel, 8mm pitch |

(9) Special reserved code

| Code | Description |
|---------|-------------------|
| A, B, C | TDK internal code |

MULTILAYER CERAMIC CHIP CAPACITORS



| Capacitance | | COG | CH | JB | | | |
|-------------|------|-----|----|-------------|-------------|-------------|-------------|
| (pF) | Code | | | 1C (16V) | 1C (16V) | 1C (16V) | 1A (10V) |
| 0.5 | 0R5 | | | | | | |
| 0.75 | R75 | | | | | | |
| 1 | 010 | | | | | | |
| 1.5 | 1R5 | | | | | | |
| 2 | 020 | | | | | | |
| 2.2 | 2R2 | | | | | | |
| 3 | 030 | | | | | | |
| 3.3 | 3R3 | | | | | | |
| 4 | 040 | | | | | | |
| 4.7 | 4R7 | | | | | | |
| 5 | 050 | | | | | | |
| 6 | 060 | | | | | | |
| 6.8 | 6R8 | | | | | | |
| 7 | 070 | | | | | | |
| 8 | 080 | | | | | | |
| 9 | 090 | | | | | | |
| 10 | 100 | | | | | | |
| 12 | 120 | | | | | | |
| 15 | 150 | | | | | | |
| 18 | 180 | | | | | | |
| 22 | 220 | | | | | | |
| 27 | 270 | | | | | | |
| 33 | 330 | | | | | | |
| 39 | 390 | | | | | | |
| 47 | 470 | | | | | | |
| 56 | 560 | | | | | | |
| 68 | 680 | | | | | | |
| 82 | 820 | | | | | | |
| 100 | 101 | | | | | | |
| 150 | 151 | | | | | | |
| 220 | 221 | | | | | | |
| 330 | 331 | | | | | | |
| 470 | 471 | | | | | | |
| 680 | 681 | | | | | | |
| 1,000 | 102 | | | | | | |
| 1,500 | 152 | | | | | | |
| 2,200 | 222 | | | | | | |

Standard thickness

0.20 mm

Background gray: These products are not recommended for new designs.

For details such as the catalog numbers, please refer to the Capacitance range table on page 24 and after.

MULTILAYER CERAMIC CHIP CAPACITORS 

Capacitance range chart


C0402 [01005 inch]

| Capacitance | | X5R | | | | X6S | | | X7R | | |
|-------------|------|-------------|-------------|--------------|------------|-------------|--------------|------------|-------------|--------------|------------|
| (pF) | Code | 1C (16V) | 1A (10V) | 0J (6.3V) | 0G (4V) | 1A (10V) | 0J (6.3V) | 0G (4V) | 1A (10V) | 0J (6.3V) | 0G (4V) |
| 100 | 101 | █ | | | | █ | █ | █ | █ | █ | █ |
| 150 | 151 | █ | | | | █ | █ | █ | █ | █ | █ |
| 220 | 221 | █ | | | | █ | █ | █ | █ | █ | █ |
| 330 | 331 | █ | | | | █ | █ | █ | █ | █ | █ |
| 470 | 471 | █ | | | | █ | █ | █ | █ | █ | █ |
| 680 | 681 | █ | | | | █ | █ | █ | █ | █ | █ |
| 1,000 | 102 | | █ | █ | █ | | | | █ | | |
| 1,500 | 152 | | █ | █ | █ | | | | █ | | |
| 2,200 | 222 | | █ | █ | █ | | | | █ | | |

Standard thickness
█ 0.20 mm

█ Background gray: These products are not recommended for new designs.

█ For details such as the catalog numbers, please refer to the Capacitance range table on page 24 and after.

 Please be sure to request delivery specifications that provide further details on the features and specifications of the products for proper and safe use. Please note that the contents may change without any prior notice due to reasons such as upgrading.

MULTILAYER CERAMIC CHIP CAPACITORS



Capacitance range chart

C0603 [0201 inch]

| Capacitance | | C0G | | CH | | JB | | | | X5R | | | | |
|-------------|------|----------|----------|----------|----------|----------|----------|----------|-----------|----------|----------|----------|-----------|---------|
| (pF) | Code | 1H (50V) | 1E (25V) | 1H (50V) | 1E (25V) | 1E (25V) | 1C (16V) | 1A (10V) | 0J (6.3V) | 1E (25V) | 1C (16V) | 1A (10V) | 0J (6.3V) | 0G (4V) |
| 0.5 | 0R5 | █ | █ | █ | █ | | | | | | | | | |
| 0.75 | R75 | █ | █ | █ | █ | | | | | | | | | |
| 1 | 010 | █ | █ | █ | █ | | | | | | | | | |
| 1.5 | 1R5 | █ | █ | █ | █ | | | | | | | | | |
| 2 | 020 | █ | █ | █ | █ | | | | | | | | | |
| 2.2 | 2R2 | █ | █ | █ | █ | | | | | | | | | |
| 3 | 030 | █ | █ | █ | █ | | | | | | | | | |
| 3.3 | 3R3 | █ | █ | █ | █ | | | | | | | | | |
| 4 | 040 | █ | █ | █ | █ | | | | | | | | | |
| 4.7 | 4R7 | █ | █ | █ | █ | | | | | | | | | |
| 5 | 050 | █ | █ | █ | █ | | | | | | | | | |
| 6 | 060 | █ | █ | █ | █ | | | | | | | | | |
| 6.8 | 6R8 | █ | █ | █ | █ | | | | | | | | | |
| 7 | 070 | █ | █ | █ | █ | | | | | | | | | |
| 8 | 080 | █ | █ | █ | █ | | | | | | | | | |
| 9 | 090 | █ | █ | █ | █ | | | | | | | | | |
| 10 | 100 | █ | █ | █ | █ | | | | | | | | | |
| 12 | 120 | █ | █ | █ | █ | | | | | | | | | |
| 15 | 150 | █ | █ | █ | █ | | | | | | | | | |
| 18 | 180 | █ | █ | █ | █ | | | | | | | | | |
| 22 | 220 | █ | █ | █ | █ | | | | | | | | | |
| 27 | 270 | █ | █ | █ | █ | | | | | | | | | |
| 33 | 330 | █ | █ | █ | █ | | | | | | | | | |
| 39 | 390 | █ | █ | █ | █ | | | | | | | | | |
| 47 | 470 | █ | █ | █ | █ | | | | | | | | | |
| 56 | 560 | █ | █ | █ | █ | | | | | | | | | |
| 68 | 680 | █ | █ | █ | █ | | | | | | | | | |
| 82 | 820 | █ | █ | █ | █ | | | | | | | | | |
| 100 | 101 | █ | █ | █ | █ | █ | | | | █ | | | | |
| 150 | 151 | | | | | █ | | | | █ | | | | |
| 220 | 221 | | | | | | | | | | | | | |
| 330 | 331 | | | | | | | | | | | | | |
| 470 | 471 | | | | | | | | | | | | | |
| 680 | 681 | | | | | | | | | | | | | |
| 1,000 | 102 | | | | | █ | | | | █ | | | | |
| 1,500 | 152 | | | | | | | | | | | | | |
| 2,200 | 222 | | | | | █ | | | | █ | | | | |
| 3,300 | 332 | | | | | | | | | | | | | |
| 4,700 | 472 | | | | | | █ | | | | █ | | | |
| 6,800 | 682 | | | | | | | █ | | | | █ | | |
| 10,000 | 103 | | | | | | | | █ | | | | █ | |
| 15,000 | 153 | | | | | | | | | █ | | | | █ |
| 22,000 | 223 | | | | | █ | | | | | | | | |
| 47,000 | 473 | | | | | | | | | | | | | |
| 100,000 | 104 | | | | | | █ | | | | | | | |
| 150,000 | 154 | | | | | | | █ | | | | | | |
| 220,000 | 224 | | | | | | | | █ | | | | | |
| 330,000 | 334 | | | | | | | | | █ | | | | |
| 470,000 | 474 | | | | | | | | | | █ | | | |

Standard thickness 0.30 mm

Background gray: These products are not recommended for new designs.



For details such as the catalog numbers, please refer to the Capacitance range table on page 24 and after.

⚠ Please be sure to request delivery specifications that provide further details on the features and specifications of the products for proper and safe use. Please note that the contents may change without any prior notice due to reasons such as upgrading.

Capacitance range chart

C0603 [0201 inch]

| Capacitance | | X6S | | | | | X7R | | | | X7S | | |
|-------------|------|-------------|-------------|-------------|--------------|------------|-------------|-------------|-------------|--------------|-------------|--------------|------------|
| (pF) | Code | 1E (25V) | 1C (16V) | 1A (10V) | 0J (6.3V) | 0G (4V) | 1E (25V) | 1C (16V) | 1A (10V) | 0J (6.3V) | 1A (10V) | 0J (6.3V) | 0G (4V) |
| 100 | 101 | | | | | | ■ | | | | | | |
| 150 | 151 | | | | | | ■ | | | | | | |
| 220 | 221 | | | | | | ■ | | | | | | |
| 330 | 331 | | | | | | ■ | | | | | | |
| 470 | 471 | | | | | | ■ | | | | | | |
| 680 | 681 | | | | | | ■ | | | | | | |
| 1,000 | 102 | | | | | | ■ | | | | | | |
| 1,500 | 152 | | | | | | ■ | | | | | | |
| 2,200 | 222 | ■ | ■ | ■ | ■ | | ■ | ■ | ■ | ■ | ■ | | |
| 3,300 | 332 | | ■ | ■ | ■ | | ■ | ■ | ■ | ■ | ■ | | |
| 4,700 | 472 | | ■ | ■ | ■ | | ■ | ■ | ■ | ■ | ■ | | |
| 10,000 | 103 | | ■ | ■ | ■ | | ■ | ■ | ■ | ■ | ■ | | |
| 22,000 | 223 | | ■ | ■ | ■ | | ■ | ■ | ■ | ■ | ■ | | |
| 47,000 | 473 | | ■ | ■ | ■ | | ■ | ■ | ■ | ■ | ■ | | |
| 100,000 | 104 | | ■ | ■ | ■ | | ■ | ■ | ■ | ■ | ■ | ■ | ■ |
| 150,000 | 154 | | ■ | ■ | ■ | | ■ | ■ | ■ | ■ | ■ | ■ | ■ |
| 220,000 | 224 | | ■ | ■ | ■ | | ■ | ■ | ■ | ■ | ■ | ■ | ■ |
| 330,000 | 334 | | ■ | ■ | ■ | | ■ | ■ | ■ | ■ | ■ | ■ | ■ |
| 470,000 | 474 | | ■ | ■ | ■ | | ■ | ■ | ■ | ■ | ■ | ■ | ■ |

Standard thickness  0.30 mm Background gray: These products are not recommended for new designs. For details such as the catalog numbers, please refer to the Capacitance range table on page 24 and after.

Capacitance range chart


C1005 [0402 inch]

| Capacitance | | COG | | CH |
|-------------|------|-------------|-------------|-------------|
| (pF) | Code | 1H (50V) | 1E (25V) | 1H (50V) |
| 0.5 | 0R5 | | | |
| 0.75 | R75 | | | |
| 1 | 010 | | | |
| 1.5 | 1R5 | | | |
| 2 | 020 | | | |
| 3 | 030 | | | |
| 4 | 040 | | | |
| 5 | 050 | | | |
| 6 | 060 | | | |
| 7 | 070 | | | |
| 8 | 080 | | | |
| 9 | 090 | | | |
| 10 | 100 | | | |
| 12 | 120 | | | |
| 15 | 150 | | | |
| 18 | 180 | | | |
| 22 | 220 | | | |
| 27 | 270 | | | |
| 33 | 330 | | | |
| 39 | 390 | | | |
| 47 | 470 | | | |
| 56 | 560 | | | |
| 68 | 680 | | | |
| 82 | 820 | | | |
| 100 | 101 | | | |
| 120 | 121 | | | |
| 150 | 151 | | | |
| 180 | 181 | | | |
| 220 | 221 | | | |
| 270 | 271 | | | |
| 330 | 331 | | | |
| 390 | 391 | | | |
| 470 | 471 | | | |
| 560 | 561 | | | |
| 680 | 681 | | | |
| 820 | 821 | | | |
| 1,000 | 102 | | | |

Standard thickness

 0.50 mm

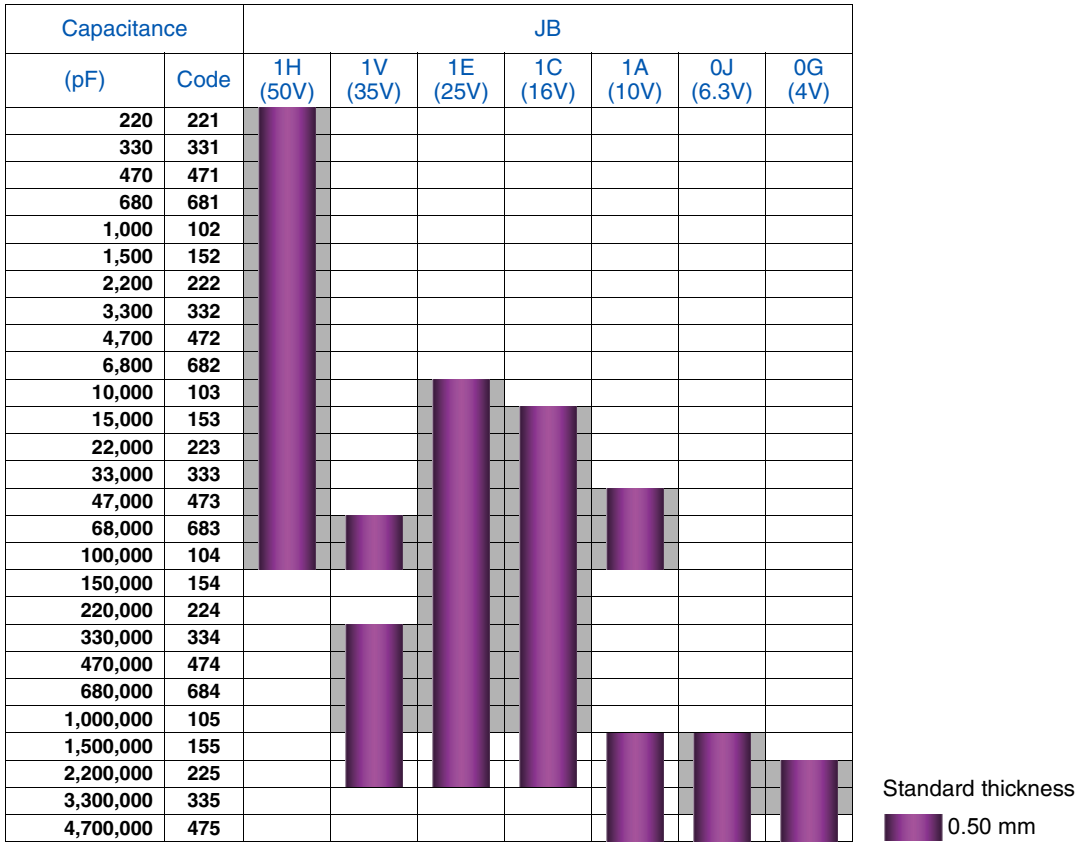
 Background gray: These products are not recommended for new designs.

 For details such as the catalog numbers, please refer to the Capacitance range table on page 24 and after.

MULTILAYER CERAMIC CHIP CAPACITORS TDK

Capacitance range chart

C1005 [0402 inch]



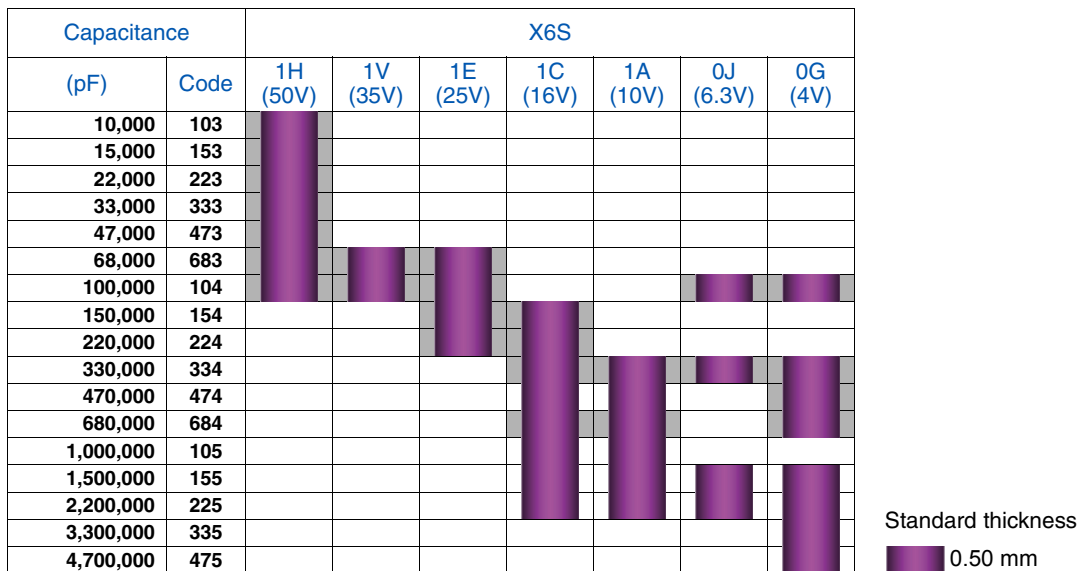
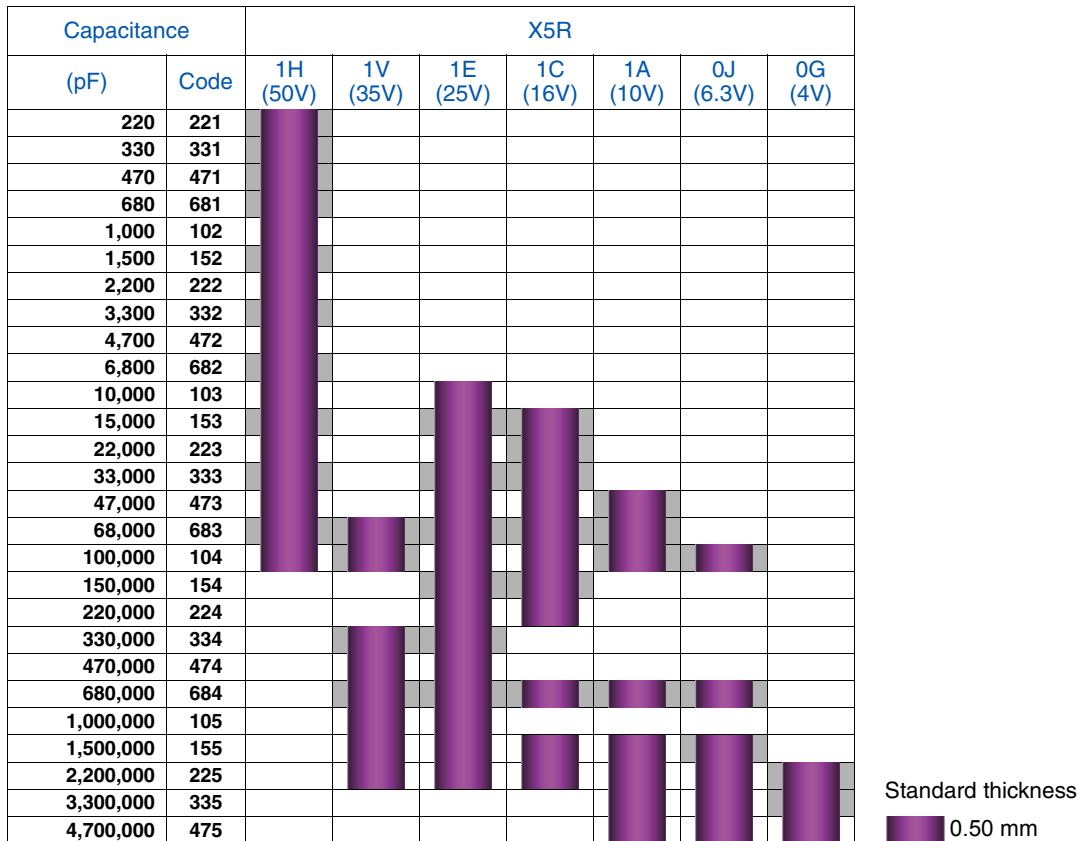
Background gray: These products are not recommended for new designs.

For details such as the catalog numbers, please refer to the Capacitance range table on page 24 and after.

Please be sure to request delivery specifications that provide further details on the features and specifications of the products for proper and safe use. Please note that the contents may change without any prior notice due to reasons such as upgrading.

Capacitance range chart

C1005 [0402 inch]



■ Background gray: These products are not recommended for new designs.

■ For details such as the catalog numbers, please refer to the Capacitance range table on page 24 and after.

Capacitance range chart


C1005 [0402 inch]

| Capacitance | | X7R | | | | | X7S | | | |
|-------------|------|-------------|-------------|-------------|-------------|-------------|-------------|-------------|--------------|------------|
| (pF) | Code | 1H (50V) | 1V (35V) | 1E (25V) | 1C (16V) | 1A (10V) | 1C (16V) | 1A (10V) | 0J (6.3V) | 0G (4V) |
| 220 | 221 | ■ | | | | | | | | |
| 330 | 331 | ■ | | | | | | | | |
| 470 | 471 | ■ | | | | | | | | |
| 680 | 681 | ■ | | | | | | | | |
| 1,000 | 102 | ■ | | ■ | | | | | | |
| 1,500 | 152 | ■ | | ■ | | | | | | |
| 2,200 | 222 | ■ | | ■ | | | | | | |
| 3,300 | 332 | ■ | | ■ | | | | | | |
| 4,700 | 472 | ■ | | ■ | | | | | | |
| 6,800 | 682 | ■ | | ■ | | | | | | |
| 10,000 | 103 | ■ | ■ | ■ | ■ | | | | | |
| 15,000 | 153 | ■ | ■ | ■ | ■ | | | | | |
| 22,000 | 223 | ■ | ■ | ■ | ■ | | | | | |
| 33,000 | 333 | ■ | ■ | ■ | ■ | | | | | |
| 47,000 | 473 | ■ | ■ | ■ | ■ | | | | | |
| 68,000 | 683 | ■ | ■ | ■ | ■ | | | | | |
| 100,000 | 104 | ■ | ■ | ■ | ■ | ■ | | | | |
| 150,000 | 154 | ■ | ■ | ■ | ■ | ■ | | | | |
| 220,000 | 224 | ■ | ■ | ■ | ■ | ■ | | | | |
| 330,000 | 334 | ■ | ■ | ■ | ■ | ■ | ■ | | | |
| 470,000 | 474 | ■ | ■ | ■ | ■ | ■ | ■ | ■ | | |
| 680,000 | 684 | ■ | ■ | ■ | ■ | ■ | ■ | ■ | ■ | |
| 1,000,000 | 105 | ■ | ■ | ■ | ■ | ■ | ■ | ■ | ■ | ■ |
| 1,500,000 | 155 | ■ | ■ | ■ | ■ | ■ | ■ | ■ | ■ | ■ |
| 2,200,000 | 225 | ■ | ■ | ■ | ■ | ■ | ■ | ■ | ■ | ■ |

Standard thickness

■ 0.50 mm

 Background gray: These products are not recommended for new designs.

 For details such as the catalog numbers, please refer to the Capacitance range table on page 24 and after.

MULTILAYER CERAMIC CHIP CAPACITORS TDK

Capacitance range chart

C1608 [0603 inch]

| Capacitance | | C0G | | | CH | |
|-------------|------|----------|----------|----------|----------|----------|
| (pF) | Code | 1H (50V) | 1V (35V) | 1E (25V) | 1H (50V) | 1V (35V) |
| 0.5 | 0R5 | | | | | |
| 0.75 | R75 | | | | | |
| 1 | 010 | | | | | |
| 1.5 | 1R5 | | | | | |
| 2 | 020 | | | | | |
| 3 | 030 | | | | | |
| 4 | 040 | | | | | |
| 5 | 050 | | | | | |
| 6 | 060 | | | | | |
| 7 | 070 | | | | | |
| 8 | 080 | | | | | |
| 9 | 090 | | | | | |
| 10 | 100 | | | | | |
| 12 | 120 | | | | | |
| 15 | 150 | | | | | |
| 18 | 180 | | | | | |
| 22 | 220 | | | | | |
| 27 | 270 | | | | | |
| 33 | 330 | | | | | |
| 39 | 390 | | | | | |
| 47 | 470 | | | | | |
| 56 | 560 | | | | | |
| 68 | 680 | | | | | |
| 82 | 820 | | | | | |
| 100 | 101 | | | | | |
| 120 | 121 | | | | | |
| 150 | 151 | | | | | |
| 180 | 181 | | | | | |
| 220 | 221 | | | | | |
| 270 | 271 | | | | | |
| 330 | 331 | | | | | |
| 390 | 391 | | | | | |
| 470 | 471 | | | | | |
| 560 | 561 | | | | | |
| 680 | 681 | | | | | |
| 820 | 821 | | | | | |
| 1,000 | 102 | | | | | |
| 1,200 | 122 | | | | | |
| 1,500 | 152 | | | | | |
| 1,800 | 182 | | | | | |
| 2,200 | 222 | | | | | |
| 2,700 | 272 | | | | | |
| 3,300 | 332 | | | | | |
| 3,900 | 392 | | | | | |
| 4,700 | 472 | | | | | |
| 5,600 | 562 | | | | | |
| 6,800 | 682 | | | | | |
| 8,200 | 822 | | | | | |
| 10,000 | 103 | | | | | |
| 15,000 | 153 | | | | | |
| 18,000 | 183 | | | | | |

Standard thickness
 0.80 mm

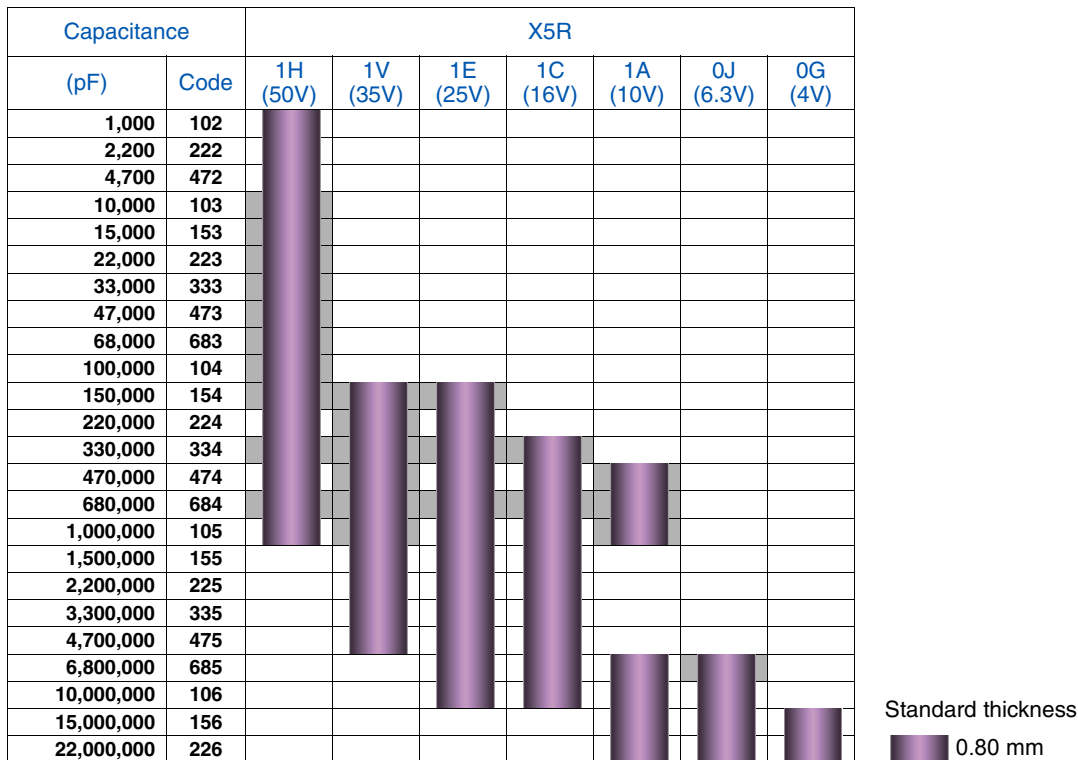
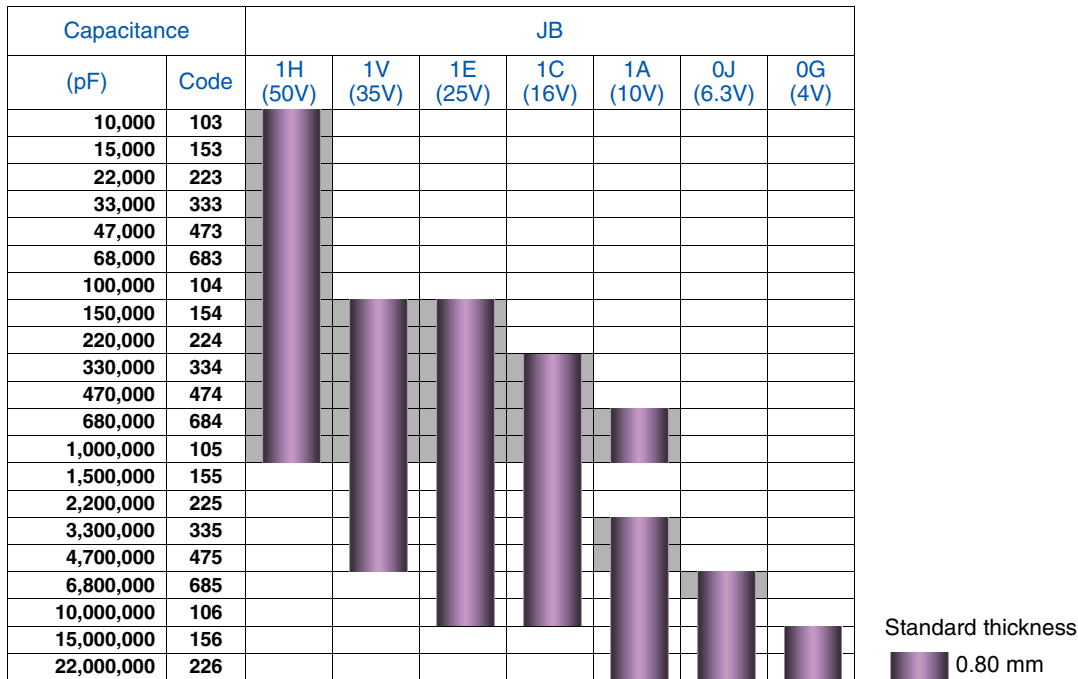
Background gray: These products are not recommended for new designs.

■ For details such as the catalog numbers, please refer to the Capacitance range table on page 24 and after.

Please be sure to request delivery specifications that provide further details on the features and specifications of the products for proper and safe use. Please note that the contents may change without any prior notice due to reasons such as upgrading.

Capacitance range chart

C1608 [0603 inch]



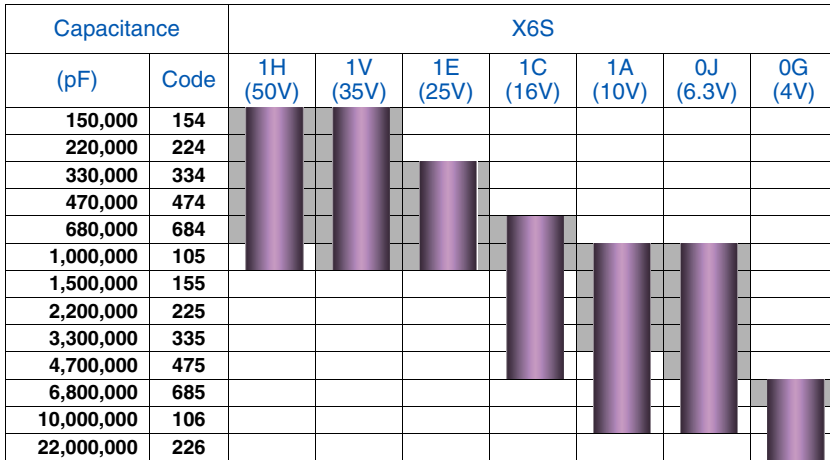
■ Background gray: These products are not recommended for new designs.

■ For details such as the catalog numbers, please refer to the Capacitance range table on page 24 and after.

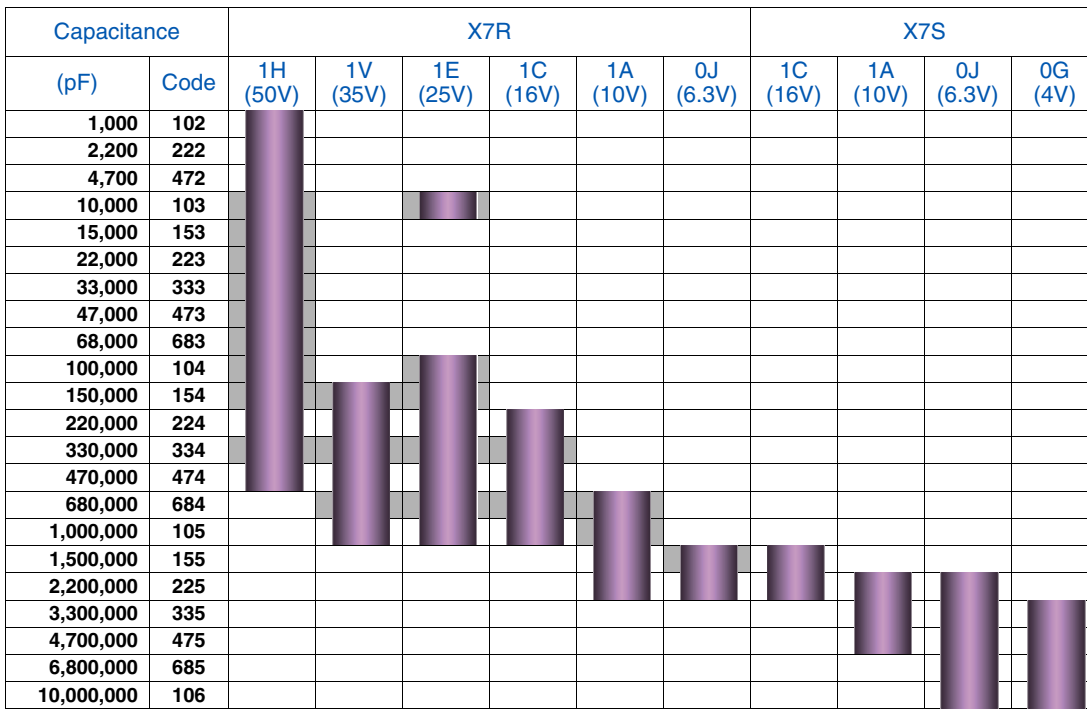
MULTILAYER CERAMIC CHIP CAPACITORS TDK

Capacitance range chart

C1608 [0603 inch]



Standard thickness
█ 0.80 mm



Standard thickness
█ 0.80 mm

█ Background gray: These products are not recommended for new designs.

█ For details such as the catalog numbers, please refer to the Capacitance range table on page 24 and after.

⚠ Please be sure to request delivery specifications that provide further details on the features and specifications of the products for proper and safe use. Please note that the contents may change without any prior notice due to reasons such as upgrading.

MULTILAYER CERAMIC CHIP CAPACITORS TDK

Capacitance range chart

C2012 [0805 inch]

| Capacitance | | C0G | | | CH | | JB | | | | | |
|-------------|------|----------|----------|----------|----------|----------|----------|----------|----------|----------|----------|-----------|
| (pF) | Code | 1H (50V) | 1V (35V) | 1E (25V) | 1H (50V) | 1V (35V) | 1H (50V) | 1V (35V) | 1E (25V) | 1C (16V) | 1A (10V) | 0J (6.3V) |
| 1,000 | 102 | █ | | | █ | | | | | | | |
| 1,200 | 122 | █ | | | █ | | | | | | | |
| 1,500 | 152 | █ | | | █ | | | | | | | |
| 1,800 | 182 | █ | | | █ | | | | | | | |
| 2,200 | 222 | █ | | | █ | | | | | | | |
| 2,700 | 272 | █ | | | █ | | | | | | | |
| 3,300 | 332 | █ | | | █ | | | | | | | |
| 3,900 | 392 | █ | | | █ | | | | | | | |
| 4,700 | 472 | █ | | | █ | | | | | | | |
| 5,600 | 562 | █ | | | █ | | | | | | | |
| 6,800 | 682 | █ | | | █ | | | | | | | |
| 8,200 | 822 | █ | | | █ | | | | | | | |
| 10,000 | 103 | █ | | | █ | | | | | | | |
| 15,000 | 153 | █ | | | █ | | | | | | | |
| 18,000 | 183 | | █ | | | █ | | | | | | |
| 22,000 | 223 | █ | █ | | █ | █ | | | | | | |
| 27,000 | 273 | | █ | | | █ | | | | | | |
| 30,000 | 303 | | █ | | | █ | | | | | | |
| 33,000 | 333 | █ | | | █ | | | | | | | |
| 100,000 | 104 | | | | | | █ | | | | | |
| 150,000 | 154 | | | | | | █ | | | | | |
| 220,000 | 224 | | | | | | █ | | | | | |
| 330,000 | 334 | | | | | | █ | | | | | |
| 470,000 | 474 | | | | | | █ | | | | | |
| 680,000 | 684 | | | | | | █ | | | | | |
| 1,000,000 | 105 | | | | | | █ | | | | | |
| 1,500,000 | 155 | | | | | | █ | | | | | |
| 2,200,000 | 225 | | | | | | █ | | | | | |
| 3,300,000 | 335 | | | | | | █ | | | | | |
| 4,700,000 | 475 | | | | | | █ | | | | | |
| 6,800,000 | 685 | | | | | | █ | | | | | |
| 10,000,000 | 106 | | | | | | █ | | | | | |
| 15,000,000 | 156 | | | | | | █ | | | | | |
| 22,000,000 | 226 | | | | | | █ | | | | | |
| 33,000,000 | 336 | | | | | | █ | | | | | |
| 47,000,000 | 476 | | | | | | █ | | | | | |

Standard thickness █ 0.60 mm █ 0.85 mm █ 1.25 mm

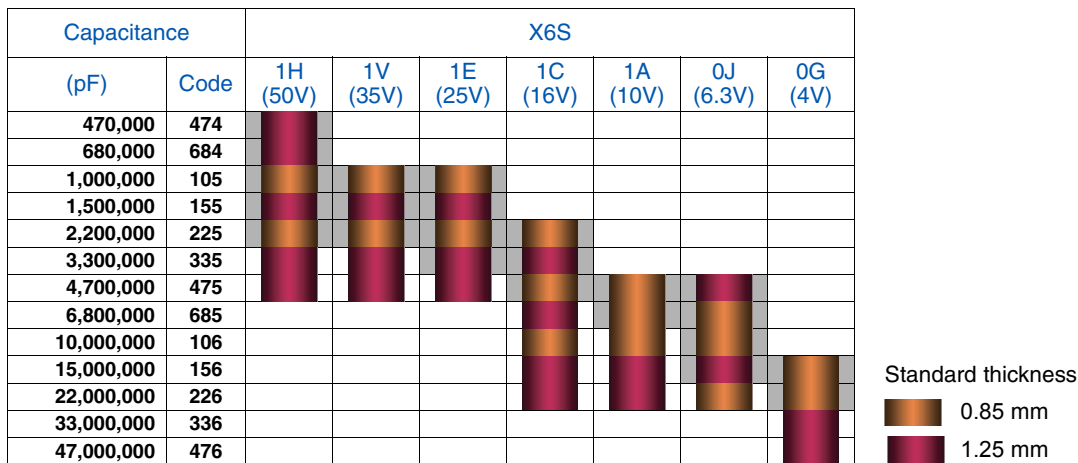
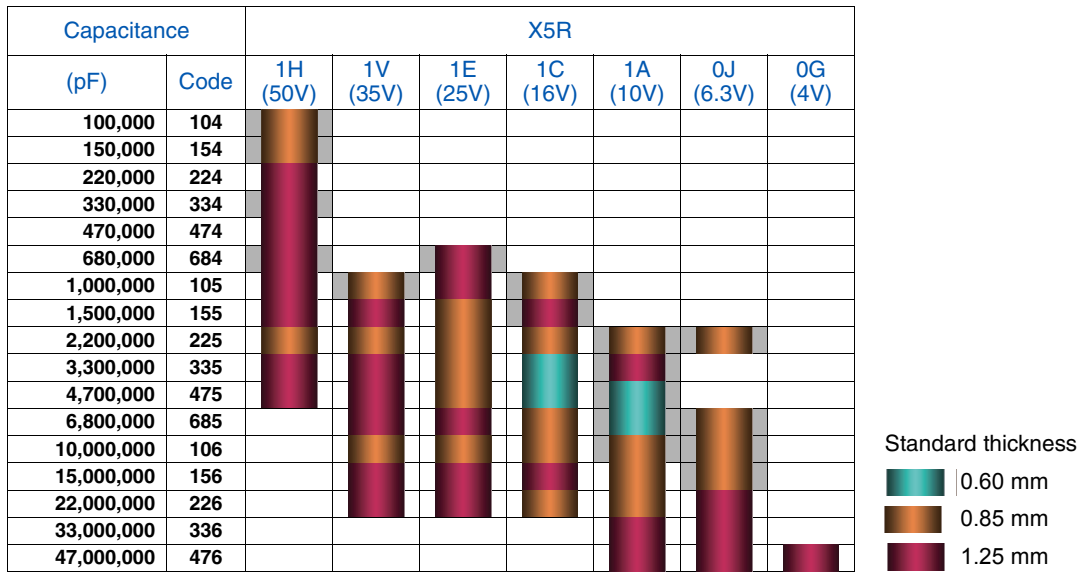
Background gray: These products are not recommended for new designs.

■ For details such as the catalog numbers, please refer to the Capacitance range table on page 24 and after.

⚠ Please be sure to request delivery specifications that provide further details on the features and specifications of the products for proper and safe use. Please note that the contents may change without any prior notice due to reasons such as upgrading.

Capacitance range chart

C2012 [0805 inch]



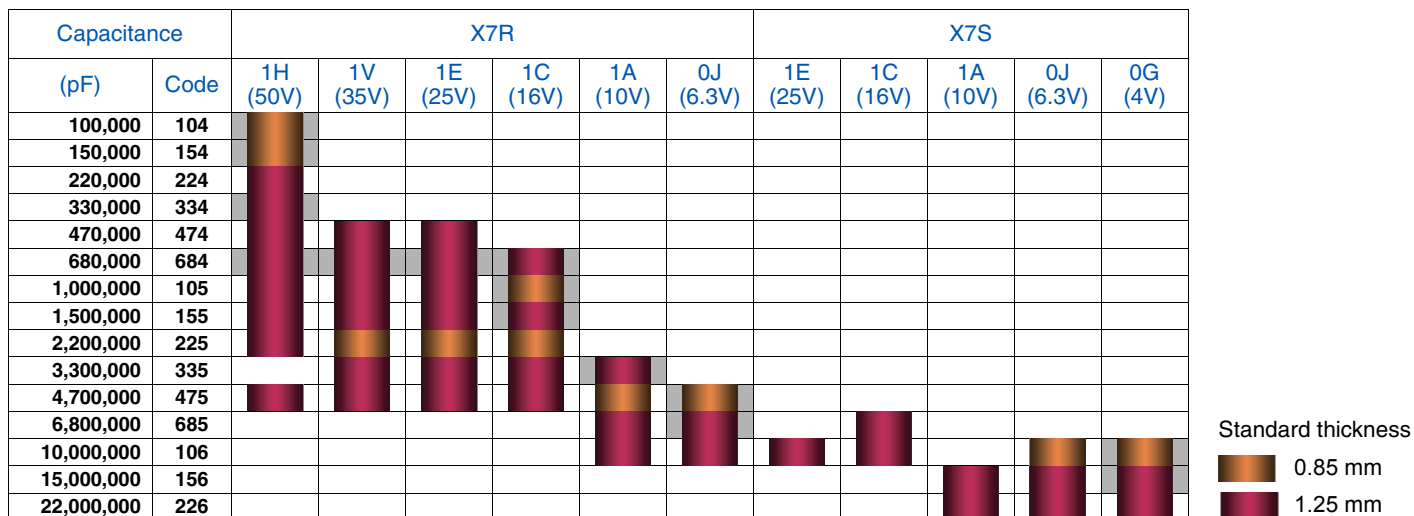
 Background gray: These products are not recommended for new designs.

■ For details such as the catalog numbers, please refer to the Capacitance range table on page 24 and after.

MULTILAYER CERAMIC CHIP CAPACITORS TDK

Capacitance range chart

C2012 [0805 inch]



Background gray: These products are not recommended for new designs.


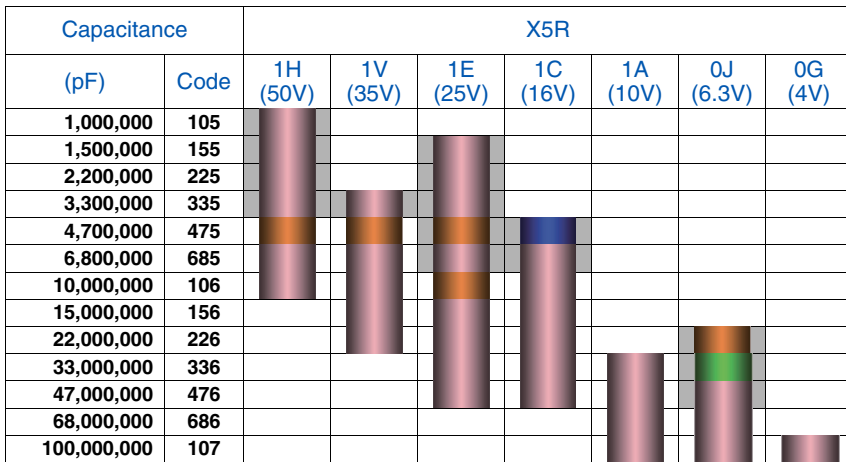

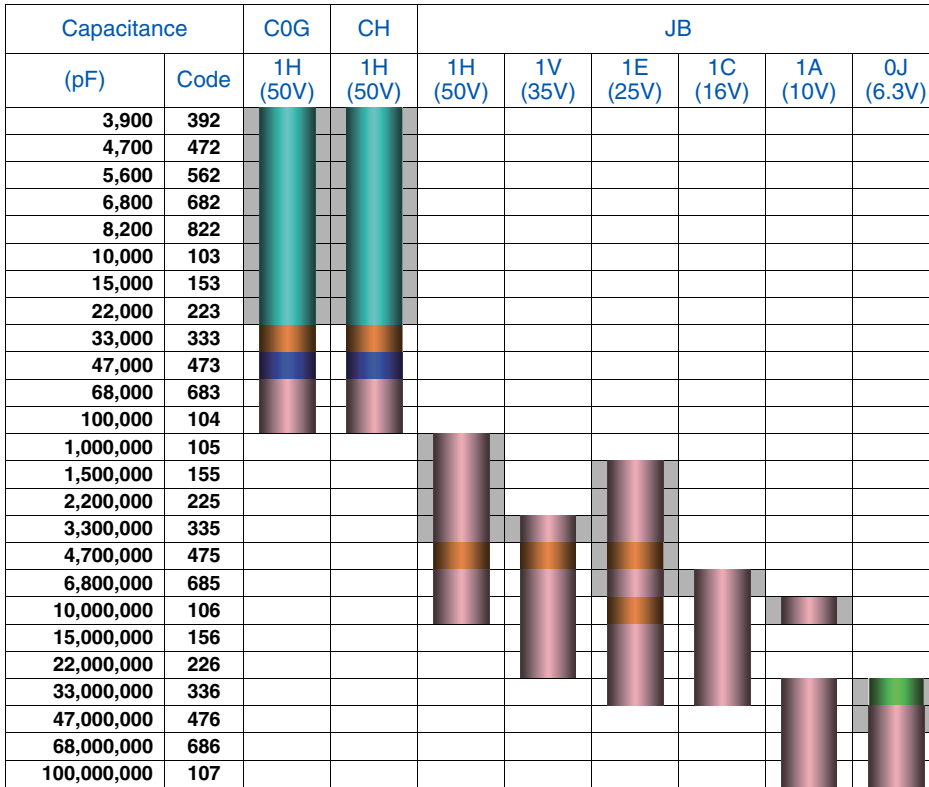
For details such as the catalog numbers, please refer to the Capacitance range table on page 24 and after.

⚠ Please be sure to request delivery specifications that provide further details on the features and specifications of the products for proper and safe use. Please note that the contents may change without any prior notice due to reasons such as upgrading.

MULTILAYER CERAMIC CHIP CAPACITORS TDK

Capacitance range chart

C3216 [1206 inch]



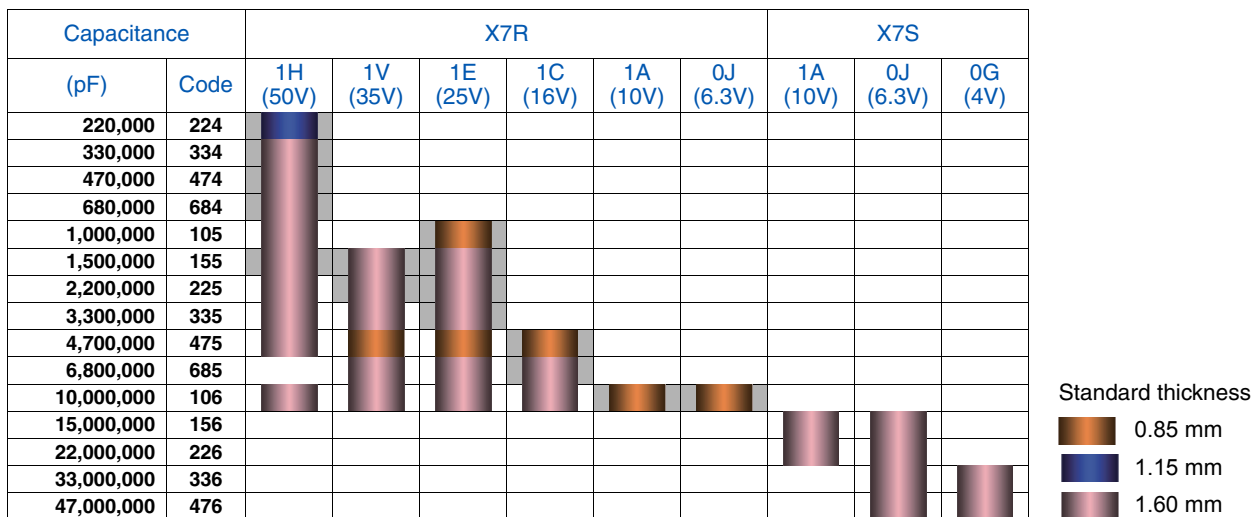
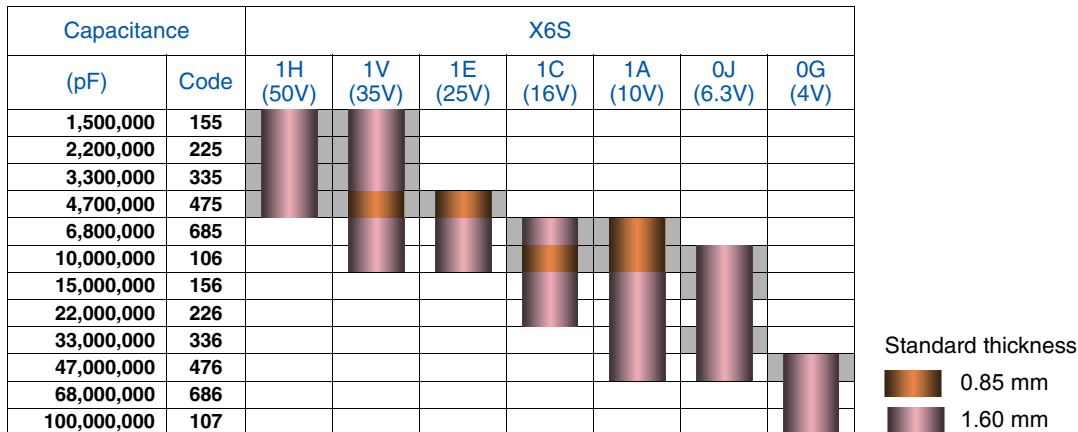
█ Background gray: These products are not recommended for new designs.

█ For details such as the catalog numbers, please refer to the Capacitance range table on page 24 and after.

⚠ Please be sure to request delivery specifications that provide further details on the features and specifications of the products for proper and safe use. Please note that the contents may change without any prior notice due to reasons such as upgrading.

Capacitance range chart

C3216 [1206 inch]



Background gray: These products are not recommended for new designs.

■ For details such as the catalog numbers, please refer to the Capacitance range table on page 24 and after.

MULTILAYER CERAMIC CHIP CAPACITORS TDK

Capacitance range chart

C3225 [1210 inch]

| Capacitance | | C0G | | CH | | JB | | | | | X5R | | | | |
|-------------|------|----------|----------|----------|----------|----------|----------|-----------|----------|----------|----------|----------|-----------|--|--|
| (pF) | Code | 1H (50V) | 1H (50V) | 1H (50V) | 1E (25V) | 1C (16V) | 1A (10V) | 0J (6.3V) | 1H (50V) | 1E (25V) | 1C (16V) | 1A (10V) | 0J (6.3V) | | |
| 22,000 | 223 | █ | █ | | | | | | | | | | | | |
| 33,000 | 333 | █ | █ | | | | | | | | | | | | |
| 47,000 | 473 | █ | █ | | | | | | | | | | | | |
| 68,000 | 683 | █ | █ | | | | | | | | | | | | |
| 100,000 | 104 | █ | █ | | | | | | | | | | | | |
| 2,200,000 | 225 | | | █ | | | | | █ | | | | | | |
| 3,300,000 | 335 | | | █ | | | | | █ | | | | | | |
| 4,700,000 | 475 | | | █ | | | | | █ | | | | | | |
| 6,800,000 | 685 | | | █ | █ | █ | | | █ | █ | █ | | | | |
| 10,000,000 | 106 | | | █ | █ | █ | | | █ | █ | █ | | | | |
| 15,000,000 | 156 | | | | | █ | █ | | | | █ | █ | | | |
| 22,000,000 | 226 | | | | | █ | █ | | | | █ | █ | | | |
| 33,000,000 | 336 | | | | | | | | | | | █ | █ | | |
| 47,000,000 | 476 | | | | | | | | | | | █ | █ | | |
| 68,000,000 | 686 | | | | | | | █ | █ | | | | █ | | |
| 100,000,000 | 107 | | | | | | | █ | █ | | | | █ | | |

Standard thickness █ 1.25 mm █ 1.60 mm █ 2.00 mm █ 2.30 mm █ 2.50 mm

| Capacitance | | X6S | | | | | | X7R | | | | X7S | | | |
|-------------|------|----------|----------|----------|----------|-----------|---------|----------|----------|----------|----------|----------|----------|----------|-----------|
| (pF) | Code | 1H (50V) | 1V (35V) | 1E (25V) | 1C (16V) | 0J (6.3V) | 0G (4V) | 1N (75V) | 1H (50V) | 1E (25V) | 1C (16V) | 1A (10V) | 1H (50V) | 1A (10V) | 0J (6.3V) |
| 1,000,000 | 105 | | | | | | | | █ | | | | | | |
| 1,500,000 | 155 | | | | | | | | █ | | | | | | |
| 2,200,000 | 225 | | | | | | | | █ | | | | | | |
| 3,300,000 | 335 | | | | | | | | █ | █ | | | | | |
| 4,700,000 | 475 | █ | | | | | | | █ | █ | | | | | |
| 6,800,000 | 685 | █ | █ | █ | | | | | █ | █ | | | █ | | |
| 10,000,000 | 106 | █ | █ | █ | | | | █ | █ | █ | | | █ | | |
| 15,000,000 | 156 | | | | | | | | | █ | █ | | | | |
| 22,000,000 | 226 | | | | | █ | | | | █ | █ | █ | | | |
| 47,000,000 | 476 | | | | | | | | | | | | | █ | █ |
| 100,000,000 | 107 | | | | | | | █ | █ | | | | | █ | █ |

Standard thickness █ 1.60 mm █ 2.00 mm █ 2.30 mm █ 2.50 mm

█ Background gray: These products are not recommended for new designs.

█ For details such as the catalog numbers, please refer to the Capacitance range table on page 24 and after.


⚠ Please be sure to request delivery specifications that provide further details on the features and specifications of the products for proper and safe use. Please note that the contents may change without any prior notice due to reasons such as upgrading.

Capacitance range chart

C4532 [1812 inch]


| Capacitance | | C0G | CH | JB | | |
|-------------|------|----------|----------|----------|----------|----------|
| (pF) | Code | 1H (50V) | 1H (50V) | 1H (50V) | 1E (25V) | 1C (16V) |
| 47,000 | 473 | | | | | |
| 68,000 | 683 | | | | | |
| 100,000 | 104 | | | | | |
| 150,000 | 154 | | | | | |
| 220,000 | 224 | | | | | |
| 6,800,000 | 685 | | | | | |
| 10,000,000 | 106 | | | | | |
| 15,000,000 | 156 | | | | | |
| 22,000,000 | 226 | | | | | |
| 33,000,000 | 336 | | | | | |

Standard thickness



| Capacitance | | X5R | | | | | X6S | X7R | | |
|-------------|------|----------|----------|----------|----------|-----------|-----------|----------|----------|----------|
| (pF) | Code | 1H (50V) | 1E (25V) | 1C (16V) | 1A (10V) | 0J (6.3V) | 0J (6.3V) | 1H (50V) | 1E (25V) | 1C (16V) |
| 1,000,000 | 105 | | | | | | | | | |
| 2,200,000 | 225 | | | | | | | | | |
| 3,300,000 | 335 | | | | | | | | | |
| 4,700,000 | 475 | | | | | | | | | |
| 6,800,000 | 685 | | | | | | | | | |
| 10,000,000 | 106 | | | | | | | | | |
| 15,000,000 | 156 | | | | | | | | | |
| 22,000,000 | 226 | | | | | | | | | |
| 33,000,000 | 336 | | | | | | | | | |
| 47,000,000 | 476 | | | | | | | | | |
| 68,000,000 | 686 | | | | | | | | | |
| 100,000,000 | 107 | | | | | | | | | |

Standard thickness



Background gray: These products are not recommended for new designs.

For details such as the catalog numbers, please refer to the Capacitance range table on page 24 and after.

MULTILAYER CERAMIC CHIP CAPACITORS TDK

Capacitance range chart

C5750 [2220 inch]

| Capacitance | | JB | X5R | | | | | X7R | | |
|-------------|------|----------|----------|----------|----------|----------|-----------|----------|----------|----------|
| (pF) | Code | 1E (25V) | 1H (50V) | 1E (25V) | 1C (16V) | 1A (10V) | 0J (6.3V) | 1H (50V) | 1E (25V) | 1C (16V) |
| 4,700,000 | 475 | | | | | | | | | |
| 6,800,000 | 685 | | | | | | | | | |
| 10,000,000 | 106 | | | | | | | | | |
| 15,000,000 | 156 | | | | | | | | | |
| 22,000,000 | 226 | | | | | | | | | |
| 33,000,000 | 336 | | | | | | | | | |
| 47,000,000 | 476 | | | | | | | | | |
| 68,000,000 | 686 | | | | | | | | | |
| 100,000,000 | 107 | | | | | | | | | |

Standard thickness

- 2.00 mm
- 2.30 mm
- 2.50 mm
- 2.80 mm

Background gray: These products are not recommended for new designs.

■ For details such as the catalog numbers, please refer to the Capacitance range table on page 24 and after.

⚠ Please be sure to request delivery specifications that provide further details on the features and specifications of the products for proper and safe use. Please note that the contents may change without any prior notice due to reasons such as upgrading.

MULTILAYER CERAMIC CHIP CAPACITORS


Capacitance range table **Temperature characteristic: C0G (–55 to +125°C, 0±30 ppm/°C)**

| Capacitance | Dimensions | Thickness (mm) | Capacitance tolerance | Catalog number | | |
|-------------|------------|----------------|-----------------------|--|-------------------------|-------------------------|
| | | | | Rated voltage Edc: 50V | Rated voltage Edc: 525V | Rated voltage Edc: 516V |
| 0.5 pF | 0402 | 0.20±0.02 | ±0.25pF | | | C0402C0G1C0R5C020BC |
| | 0603 | 0.30±0.03 | ±0.25pF | C0603C0G1H0R5C030BA | C0603C0G1E0R5C030BA | |
| | 1005 | 0.50±0.05 | ±0.10pF ±0.25pF | C1005C0G1H0R5B050BA C1005C0G1H0R5C050BA | | |
| | 1608 | 0.80±0.10 | ±0.25pF | C1608C0G1H0R5C080AA | | |
| 0.75 pF | 0402 | 0.20±0.02 | ±0.25pF | | | C0402C0G1CR75C020BC |
| | 0603 | 0.30±0.03 | ±0.25pF | C0603C0G1HR75C030BA | C0603C0G1ER75C030BA | |
| | 1005 | 0.50±0.05 | ±0.10pF ±0.25pF | C1005C0G1HR75B050BA C1005C0G1HR75C050BA | | |
| | 1608 | 0.80±0.10 | ±0.25pF | C1608C0G1HR75C080AA | | |
| 1 pF | 0402 | 0.20±0.02 | ±0.25pF | | | C0402C0G1C010C020BC |
| | 0603 | 0.30±0.03 | ±0.25pF | C0603C0G1H010C030BA | C0603C0G1E010C030BA | |
| | 1005 | 0.50±0.05 | ±0.10pF ±0.25pF | C1005C0G1H010B050BA C1005C0G1H010C050BA | | |
| | 1608 | 0.80±0.10 | ±0.25pF | C1608C0G1H010C080AA | | |
| 1.5 pF | 0402 | 0.20±0.02 | ±0.25pF | | | C0402C0G1C1R5C020BC |
| | 0603 | 0.30±0.03 | ±0.25pF | C0603C0G1H1R5C030BA | C0603C0G1E1R5C030BA | |
| | 1005 | 0.50±0.05 | ±0.10pF ±0.25pF | C1005C0G1H1R5B050BA C1005C0G1H1R5C050BA | | |
| | 1608 | 0.80±0.10 | ±0.25pF | C1608C0G1H1R5C080AA | | |
| 2 pF | 0402 | 0.20±0.02 | ±0.25pF | | | C0402C0G1C020C020BC |
| | 0603 | 0.30±0.03 | ±0.25pF | C0603C0G1H020C030BA | C0603C0G1E020C030BA | |
| | 1005 | 0.50±0.05 | ±0.10pF ±0.25pF | C1005C0G1H020B050BA C1005C0G1H020C050BA | | |
| | 1608 | 0.80±0.10 | ±0.25pF | C1608C0G1H020C080AA | | |
| 2.2 pF | 0402 | 0.20±0.02 | ±0.25pF | | | C0402C0G1C2R2C020BC |
| | 0603 | 0.30±0.03 | ±0.25pF | C0603C0G1H2R2C030BA | C0603C0G1E2R2C030BA | |
| | 0402 | 0.20±0.02 | ±0.25pF | | | C0402C0G1C030C020BC |
| | 0603 | 0.30±0.03 | ±0.25pF | C0603C0G1H030C030BA | C0603C0G1E030C030BA | |
| 3 pF | 0402 | 0.20±0.02 | ±0.10pF ±0.25pF | C1005C0G1H030B050BA C1005C0G1H030C050BA | | |
| | 0603 | 0.30±0.03 | ±0.25pF | C1608C0G1H030C080AA | | |
| | 1005 | 0.50±0.05 | ±0.25pF | | | |
| | 1608 | 0.80±0.10 | ±0.25pF | | | |
| 3.3 pF | 0402 | 0.20±0.02 | ±0.25pF | | | C0402C0G1C3R3C020BC |
| | 0603 | 0.30±0.03 | ±0.25pF | C0603C0G1H3R3C030BA | C0603C0G1E3R3C030BA | |
| | 0402 | 0.20±0.02 | ±0.25pF | | | C0402C0G1C040C020BC |
| | 0603 | 0.30±0.03 | ±0.25pF | C0603C0G1H040C030BA | C0603C0G1E040C030BA | |
| 4 pF | 1005 | 0.50±0.05 | ±0.10pF ±0.25pF | C1005C0G1H040B050BA C1005C0G1H040C050BA | | |
| | 1608 | 0.80±0.10 | ±0.25pF | C1608C0G1H040C080AA | | |
| | 0402 | 0.20±0.02 | ±0.25pF | | | C0402C0G1C4R7C020BC |
| | 0603 | 0.30±0.03 | ±0.25pF | C0603C0G1H4R7C030BA | C0603C0G1E4R7C030BA | |
| 4.7 pF | 0402 | 0.20±0.02 | ±0.25pF | | | C0402C0G1C050C020BC |
| | 0603 | 0.30±0.03 | ±0.25pF | C0603C0G1H050C030BA | C0603C0G1E050C030BA | |
| | 1005 | 0.50±0.05 | ±0.10pF ±0.25pF | C1005C0G1H050B050BA C1005C0G1H050C050BA | | |
| | 1608 | 0.80±0.10 | ±0.25pF | C1608C0G1H050C080AA | | |
| 5 pF | 0402 | 0.20±0.02 | ±0.50pF | | | C0402C0G1C060D020BC |
| | 0603 | 0.30±0.03 | ±0.50pF | C0603C0G1H060D030BA | C0603C0G1E060D030BA | |
| | 1005 | 0.50±0.05 | ±0.25pF ±0.50pF | C1005C0G1H060C050BA C1005C0G1H060D050BA | | |
| | 1608 | 0.80±0.10 | ±0.25pF ±0.50pF | C1608C0G1H060C080AA C1608C0G1H060D080AA | | |
| 6.8 pF | 0402 | 0.20±0.02 | ±0.50pF | | | C0402C0G1C6R8D020BC |
| | 0603 | 0.30±0.03 | ±0.50pF | C0603C0G1H6R8D030BA | C0603C0G1E6R8D030BA | |
| | 0402 | 0.20±0.02 | ±0.50pF | | | C0402C0G1C070D020BC |
| | 0603 | 0.30±0.03 | ±0.50pF | C0603C0G1H070D030BA | C0603C0G1E070D030BA | |
| 7 pF | 1005 | 0.50±0.05 | ±0.25pF ±0.50pF | C1005C0G1H070C050BA C1005C0G1H070D050BA | | |
| | 1608 | 0.80±0.10 | ±0.25pF ±0.50pF | C1608C0G1H070C080AA C1608C0G1H070D080AA | | |

■ Gray items: These products are not recommended for new designs.

MULTILAYER CERAMIC CHIP CAPACITORS


Capacitance range table **Temperature characteristic: C0G (-55 to +125°C, 0±30 ppm/°C)**

| Capacitance | Dimensions | Thickness (mm) | Capacitance tolerance | Catalog number | | |
|-------------|------------|----------------|-----------------------|------------------------|-------------------------|-------------------------|
| | | | | Rated voltage Edc: 50V | Rated voltage Edc: 525V | Rated voltage Edc: 516V |
| 8 pF | 0402 | 0.20±0.02 | ±0.50pF | | | C0402C0G1C080D020BC |
| | 0603 | 0.30±0.03 | ±0.50pF | C0603C0G1H080D030BA | C0603C0G1E080D030BA | |
| | 1005 | 0.50±0.05 | ±0.25pF | C1005C0G1H080C050BA | | |
| | | | ±0.50pF | C1005C0G1H080D050BA | | |
| | | | ±0.25pF | C1608C0G1H080C080AA | | |
| 1608 | 0.80±0.10 | ±0.50pF | C1608C0G1H080D080AA | | | |
| 9 pF | 0402 | 0.20±0.02 | ±0.50pF | | | C0402C0G1C090D020BC |
| | 0603 | 0.30±0.03 | ±0.50pF | C0603C0G1H090D030BA | C0603C0G1E090D030BA | |
| | 1005 | 0.50±0.05 | ±0.25pF | C1005C0G1H090C050BA | | |
| | | | ±0.50pF | C1005C0G1H090D050BA | | |
| | | | ±0.25pF | C1608C0G1H090C080AA | | |
| 1608 | 0.80±0.10 | ±0.50pF | C1608C0G1H090D080AA | | | |
| 10 pF | 0402 | 0.20±0.02 | ±0.50pF | | | C0402C0G1C100D020BC |
| | 0603 | 0.30±0.03 | ±0.50pF | C0603C0G1H100D030BA | C0603C0G1E100D030BA | |
| | 1005 | 0.50±0.05 | ±0.25pF | C1005C0G1H100C050BA | | |
| | | | ±0.50pF | C1005C0G1H100D050BA | | |
| | | | ±0.25pF | C1608C0G1H100C080AA | | |
| 1608 | 0.80±0.10 | ±0.50pF | C1608C0G1H100D080AA | | | |
| 12 pF | 0402 | 0.20±0.02 | ±10% | | | C0402C0G1C120K020BC |
| | 0603 | 0.30±0.03 | ±5% | | | C0402C0G1C120J020BC |
| | | | ±10% | C0603C0G1H120K030BA | C0603C0G1E120K030BA | |
| | | | ±5% | C0603C0G1H120J030BA | C0603C0G1E120J030BA | |
| | 1005 | 0.50±0.05 | ±5% | C1005C0G1H120J050BA | | |
| 1608 | 0.80±0.10 | ±5% | C1608C0G1H120J080AA | | | |
| 15 pF | 0402 | 0.20±0.02 | ±10% | | | C0402C0G1C150K020BC |
| | 0603 | 0.30±0.03 | ±5% | | | C0402C0G1C150J020BC |
| | | | ±10% | C0603C0G1H150K030BA | C0603C0G1E150K030BA | |
| | | | ±5% | C0603C0G1H150J030BA | C0603C0G1E150J030BA | |
| | 1005 | 0.50±0.05 | ±1% | C1005C0G1H150F050BA | | |
| ±2% | | | C1005C0G1H150G050BA | | | |
| ±5% | | | C1005C0G1H150J050BA | | | |
| 1608 | 0.80±0.10 | ±1% | C1608C0G1H150F080AA | | | |
| | | | ±2% | C1608C0G1H150G080AA | | |
| | | | ±5% | C1608C0G1H150J080AA | | |
| 18 pF | 0402 | 0.20±0.02 | ±10% | | | C0402C0G1C180K020BC |
| | 0603 | 0.30±0.03 | ±5% | | | C0402C0G1C180J020BC |
| | | | ±10% | C0603C0G1H180K030BA | C0603C0G1E180K030BA | |
| | | | ±5% | C0603C0G1H180J030BA | C0603C0G1E180J030BA | |
| | 1005 | 0.50±0.05 | ±5% | C1005C0G1H180J050BA | | |
| 1608 | 0.80±0.10 | ±5% | C1608C0G1H180J080AA | | | |
| 22 pF | 0402 | 0.20±0.02 | ±10% | | | C0402C0G1C220K020BC |
| | 0603 | 0.30±0.03 | ±5% | | | C0402C0G1C220J020BC |
| | | | ±10% | C0603C0G1H220K030BA | C0603C0G1E220K030BA | |
| | | | ±5% | C0603C0G1H220J030BA | C0603C0G1E220J030BA | |
| | 1005 | 0.50±0.05 | ±1% | C1005C0G1H220F050BA | | |
| ±2% | | | C1005C0G1H220G050BA | | | |
| ±5% | | | C1005C0G1H220J050BA | | | |
| 1608 | 0.80±0.10 | ±1% | C1608C0G1H220F080AA | | | |
| | | | ±2% | C1608C0G1H220G080AA | | |
| | | | ±5% | C1608C0G1H220J080AA | | |
| 27 pF | 0402 | 0.20±0.02 | ±10% | | | C0402C0G1C270K020BC |
| | 0603 | 0.30±0.03 | ±5% | | | C0402C0G1C270J020BC |
| | | | ±10% | C0603C0G1H270K030BA | C0603C0G1E270K030BA | |
| | | | ±5% | C0603C0G1H270J030BA | C0603C0G1E270J030BA | |
| | 1005 | 0.50±0.05 | ±5% | C1005C0G1H270J050BA | | |
| 1608 | 0.80±0.10 | ±5% | C1608C0G1H270J080AA | | | |

■ Gray items: These products are not recommended for new designs.

MULTILAYER CERAMIC CHIP CAPACITORS


Capacitance range table **Temperature characteristic: C0G (-55 to +125°C, 0±30 ppm/°C)**

| Capacitance | Dimensions | Thickness (mm) | Capacitance tolerance | Catalog number | | |
|-------------|------------|----------------|-----------------------|------------------------|-------------------------|-------------------------|
| | | | | Rated voltage Edc: 50V | Rated voltage Edc: 525V | Rated voltage Edc: 516V |
| 33 pF | 0402 | 0.20±0.02 | ±10% | | | C0402C0G1C330K020BC |
| | | | ±5% | | | C0402C0G1C330J020BC |
| | 0603 | 0.30±0.03 | ±10% | C0603C0G1H330K030BA | C0603C0G1E330K030BA | |
| | | | ±5% | C0603C0G1H330J030BA | C0603C0G1E330J030BA | |
| | 1005 | 0.50±0.05 | ±1% | C1005C0G1H330F050BA | | |
| | | | ±2% | C1005C0G1H330G050BA | | |
| | | | ±5% | C1005C0G1H330J050BA | | |
| | | | ±1% | C1608C0G1H330F080AA | | |
| | 1608 | 0.80±0.10 | ±2% | C1608C0G1H330G080AA | | |
| | | | ±5% | C1608C0G1H330J080AA | | |
| 39 pF | 0402 | 0.20±0.02 | ±10% | | | C0402C0G1C390K020BC |
| | | | ±5% | | | C0402C0G1C390J020BC |
| | 0603 | 0.30±0.03 | ±10% | C0603C0G1H390K030BA | C0603C0G1E390K030BA | |
| | | | ±5% | C0603C0G1H390J030BA | C0603C0G1E390J030BA | |
| | 1005 | 0.50±0.05 | ±5% | C1005C0G1H390J050BA | | |
| 1608 | 0.80±0.10 | ±5% | C1608C0G1H390J080AA | | | |
| 47 pF | 0402 | 0.20±0.02 | ±10% | | | C0402C0G1C470K020BC |
| | | | ±5% | | | C0402C0G1C470J020BC |
| | 0603 | 0.30±0.03 | ±10% | C0603C0G1H470K030BA | C0603C0G1E470K030BA | |
| | | | ±5% | C0603C0G1H470J030BA | C0603C0G1E470J030BA | |
| | 1005 | 0.50±0.05 | ±1% | C1005C0G1H470F050BA | | |
| | | | ±2% | C1005C0G1H470G050BA | | |
| | | | ±5% | C1005C0G1H470J050BA | | |
| | | | ±1% | C1608C0G1H470F080AA | | |
| | 1608 | 0.80±0.10 | ±2% | C1608C0G1H470G080AA | | |
| | | | ±5% | C1608C0G1H470J080AA | | |
| 56 pF | 0402 | 0.20±0.02 | ±10% | | | C0402C0G1C560K020BC |
| | | | ±5% | | | C0402C0G1C560J020BC |
| | 0603 | 0.30±0.03 | ±10% | C0603C0G1H560K030BA | C0603C0G1E560K030BA | |
| | | | ±5% | C0603C0G1H560J030BA | C0603C0G1E560J030BA | |
| | 1005 | 0.50±0.05 | ±5% | C1005C0G1H560J050BA | | |
| 1608 | 0.80±0.10 | ±5% | C1608C0G1H560J080AA | | | |
| 68 pF | 0402 | 0.20±0.02 | ±10% | | | C0402C0G1C680K020BC |
| | | | ±5% | | | C0402C0G1C680J020BC |
| | 0603 | 0.30±0.03 | ±10% | C0603C0G1H680K030BA | C0603C0G1E680K030BA | |
| | | | ±5% | C0603C0G1H680J030BA | C0603C0G1E680J030BA | |
| | 1005 | 0.50±0.05 | ±1% | C1005C0G1H680F050BA | | |
| | | | ±2% | C1005C0G1H680G050BA | | |
| | | | ±5% | C1005C0G1H680J050BA | | |
| | | | ±1% | C1608C0G1H680F080AA | | |
| | 1608 | 0.80±0.10 | ±2% | C1608C0G1H680G080AA | | |
| | | | ±5% | C1608C0G1H680J080AA | | |
| 82 pF | 0402 | 0.20±0.02 | ±10% | | | C0402C0G1C820K020BC |
| | | | ±5% | | | C0402C0G1C820J020BC |
| | 0603 | 0.30±0.03 | ±10% | C0603C0G1H820K030BA | C0603C0G1E820K030BA | |
| | | | ±5% | C0603C0G1H820J030BA | C0603C0G1E820J030BA | |
| | 1005 | 0.50±0.05 | ±5% | C1005C0G1H820J050BA | | |
| 1608 | 0.80±0.10 | ±5% | C1608C0G1H820J080AA | | | |
| 100 pF | 0402 | 0.20±0.02 | ±10% | | | C0402C0G1C101K020BC |
| | | | ±5% | | | C0402C0G1C101J020BC |
| | 0603 | 0.30±0.03 | ±10% | C0603C0G1H101K030BA | C0603C0G1E101K030BA | |
| | | | ±5% | C0603C0G1H101J030BA | C0603C0G1E101J030BA | |
| | 1005 | 0.50±0.05 | ±1% | C1005C0G1H101F050BA | | |
| | | | ±10% | C1005C0G1H101K050BA | | |
| | | | ±2% | C1005C0G1H101G050BA | | |
| | | | ±5% | C1005C0G1H101J050BA | | |
| | 1608 | 0.80±0.10 | ±1% | C1608C0G1H101F080AA | | |
| | | | ±10% | C1608C0G1H101K080AA | | |
| | | | ±2% | C1608C0G1H101G080AA | | |
| | | | ±5% | C1608C0G1H101J080AA | | |

■ Gray items: These products are not recommended for new designs.

MULTILAYER CERAMIC CHIP CAPACITORS



Capacitance range table

Temperature characteristic: C0G (–55 to +125°C, 0±30 ppm/°C)

| Capacitance | Dimensions | Thickness (mm) | Capacitance tolerance | Catalog number | |
|-------------|------------|----------------|-----------------------|---------------------|----------|
| | | | | Rated voltage | Edc: 50V |
| 120 pF | 1005 | 0.50±0.05 | ±10% | C1005C0G1H121K050BA | |
| | | | ±5% | C1005C0G1H121J050BA | |
| | 1608 | 0.80±0.10 | ±10% | C1608C0G1H121K080AA | |
| | | | ±5% | C1608C0G1H121J080AA | |
| 150 pF | 1005 | 0.50±0.05 | ±1% | C1005C0G1H151F050BA | |
| | | | ±10% | C1005C0G1H151K050BA | |
| | | | ±2% | C1005C0G1H151G050BA | |
| | | | ±5% | C1005C0G1H151J050BA | |
| | 1608 | 0.80±0.10 | ±1% | C1608C0G1H151F080AA | |
| | | | ±10% | C1608C0G1H151K080AA | |
| | | | ±2% | C1608C0G1H151G080AA | |
| | | | ±5% | C1608C0G1H151J080AA | |
| 180 pF | 1005 | 0.50±0.05 | ±10% | C1005C0G1H181K050BA | |
| | | | ±5% | C1005C0G1H181J050BA | |
| | 1608 | 0.80±0.10 | ±10% | C1608C0G1H181K080AA | |
| | | | ±5% | C1608C0G1H181J080AA | |
| 220 pF | 1005 | 0.50±0.05 | ±1% | C1005C0G1H221F050BA | |
| | | | ±10% | C1005C0G1H221K050BA | |
| | | | ±2% | C1005C0G1H221G050BA | |
| | | | ±5% | C1005C0G1H221J050BA | |
| | 1608 | 0.80±0.10 | ±1% | C1608C0G1H221F080AA | |
| | | | ±10% | C1608C0G1H221K080AA | |
| | | | ±2% | C1608C0G1H221G080AA | |
| | | | ±5% | C1608C0G1H221J080AA | |
| 270 pF | 1005 | 0.50±0.05 | ±10% | C1005C0G1H271K050BA | |
| | | | ±5% | C1005C0G1H271J050BA | |
| | 1608 | 0.80±0.10 | ±10% | C1608C0G1H271K080AA | |
| | | | ±5% | C1608C0G1H271J080AA | |
| 330 pF | 1005 | 0.50±0.05 | ±1% | C1005C0G1H331F050BA | |
| | | | ±10% | C1005C0G1H331K050BA | |
| | | | ±2% | C1005C0G1H331G050BA | |
| | | | ±5% | C1005C0G1H331J050BA | |
| | 1608 | 0.80±0.10 | ±1% | C1608C0G1H331F080AA | |
| | | | ±10% | C1608C0G1H331K080AA | |
| | | | ±2% | C1608C0G1H331G080AA | |
| | | | ±5% | C1608C0G1H331J080AA | |
| 390 pF | 1005 | 0.50±0.05 | ±10% | C1005C0G1H391K050BA | |
| | | | ±5% | C1005C0G1H391J050BA | |
| | 1608 | 0.80±0.10 | ±10% | C1608C0G1H391K080AA | |
| | | | ±5% | C1608C0G1H391J080AA | |
| 470 pF | 1005 | 0.50±0.05 | ±1% | C1005C0G1H471F050BA | |
| | | | ±10% | C1005C0G1H471K050BA | |
| | | | ±2% | C1005C0G1H471G050BA | |
| | | | ±5% | C1005C0G1H471J050BA | |
| | 1608 | 0.80±0.10 | ±1% | C1608C0G1H471F080AA | |
| | | | ±10% | C1608C0G1H471K080AA | |
| | | | ±2% | C1608C0G1H471G080AA | |
| | | | ±5% | C1608C0G1H471J080AA | |
| 560 pF | 1005 | 0.50±0.05 | ±10% | C1005C0G1H561K050BA | |
| | | | ±5% | C1005C0G1H561J050BA | |
| | 1608 | 0.80±0.10 | ±10% | C1608C0G1H561K080AA | |
| | | | ±5% | C1608C0G1H561J080AA | |
| 680 pF | 1005 | 0.50±0.05 | ±1% | C1005C0G1H681F050BA | |
| | | | ±10% | C1005C0G1H681K050BA | |
| | | | ±2% | C1005C0G1H681G050BA | |
| | | | ±5% | C1005C0G1H681J050BA | |
| | 1608 | 0.80±0.10 | ±1% | C1608C0G1H681F080AA | |
| | | | ±10% | C1608C0G1H681K080AA | |
| | | | ±2% | C1608C0G1H681G080AA | |
| | | | ±5% | C1608C0G1H681J080AA | |

■ Gray items: These products are not recommended for new designs.

Capacitance range table

Temperature characteristic: C0G (-55 to +125°C, 0±30 ppm/°C)

| Capacitance | Dimensions | Thickness (mm) | Capacitance tolerance | Catalog number | |
|-------------|------------|----------------|-----------------------|------------------------|-------------------------|
| | | | | Rated voltage Edc: 50V | Rated voltage Edc: 525V |
| 820 pF | 1005 | 0.50±0.05 | ±10% | C1005C0G1H821K050BA | |
| | | | ±5% | C1005C0G1H821J050BA | |
| | 1608 | 0.80±0.10 | ±10% | C1608C0G1H821K080AA | |
| | | | ±5% | C1608C0G1H821J080AA | |
| 1 nF | 1005 | 0.50±0.05 | ±1% | C1005C0G1H102F050BA | |
| | | | ±10% | C1005C0G1H102K050BA | |
| | | | ±2% | C1005C0G1H102G050BA | |
| | 1608 | 0.80±0.10 | ±5% | C1005C0G1H102J050BA | C1005C0G1E102J050BA |
| | | | ±1% | C1608C0G1H102F080AA | |
| | | | ±10% | C1608C0G1H102K080AA | |
| 1.2 nF | 1608 | 0.80±0.10 | ±2% | C1608C0G1H102G080AA | |
| | | | ±5% | C1608C0G1H102J080AA | |
| | 2012 | 0.60±0.15 | ±10% | C2012C0G1H102K060AA | |
| | | | ±5% | C2012C0G1H102J060AA | |
| 1.5 nF | 1608 | 0.80±0.10 | ±10% | C1608C0G1H122K080AA | |
| | | | ±5% | C1608C0G1H122J080AA | |
| | 2012 | 0.60±0.15 | ±10% | C2012C0G1H122K060AA | |
| | | | ±5% | C2012C0G1H122J060AA | |
| 1.8 nF | 1608 | 0.80±0.10 | ±10% | C1608C0G1H152K080AA | |
| | | | ±5% | C1608C0G1H152J080AA | |
| | 2012 | 0.60±0.15 | ±10% | C2012C0G1H152K060AA | |
| | | | ±5% | C2012C0G1H152J060AA | |
| 2.2 nF | 1608 | 0.80±0.10 | ±10% | C1608C0G1H182K080AA | |
| | | | ±5% | C1608C0G1H182J080AA | |
| | 2012 | 0.60±0.15 | ±10% | C2012C0G1H182K060AA | |
| | | | ±5% | C2012C0G1H182J060AA | |
| 2.7 nF | 1608 | 0.80±0.10 | ±10% | C1608C0G1H222K080AA | |
| | | | ±5% | C1608C0G1H222J080AA | |
| | 2012 | 0.60±0.15 | ±10% | C2012C0G1H222K060AA | |
| | | | ±5% | C2012C0G1H222J060AA | |
| 3.3 nF | 1608 | 0.80±0.10 | ±10% | C1608C0G1H272K080AA | |
| | | | ±5% | C1608C0G1H272J080AA | |
| | 2012 | 0.60±0.15 | ±10% | C2012C0G1H272K060AA | |
| | | | ±5% | C2012C0G1H272J060AA | |
| 3.9 nF | 1608 | 0.80±0.10 | ±10% | C1608C0G1H332K080AA | |
| | | | ±5% | C1608C0G1H332J080AA | |
| | 2012 | 0.60±0.15 | ±10% | C2012C0G1H332K060AA | |
| | | | ±5% | C2012C0G1H332J060AA | |
| 4.7 nF | 1608 | 0.80±0.10 | ±10% | C1608C0G1H392K080AA | |
| | | | ±5% | C1608C0G1H392J080AA | C1608C0G1E392J080AA |
| | 2012 | 0.60±0.15 | ±10% | C2012C0G1H392K060AA | |
| | | | ±5% | C2012C0G1H392J060AA | |
| 5.6 nF | 3216 | 0.60±0.15 | ±10% | C3216C0G1H392K060AA | |
| | | | ±5% | C3216C0G1H392J060AA | |
| | 1608 | 0.80±0.10 | ±10% | C1608C0G1H472K080AA | |
| | | | ±5% | C1608C0G1H472J080AA | C1608C0G1E472J080AA |
| 2012 | 0.60±0.15 | ±10% | C2012C0G1H472K060AA | | |
| | | ±5% | C2012C0G1H472J060AA | | |
| 5.6 nF | 1608 | 0.80±0.10 | ±10% | C1608C0G1H562K080AA | |
| | | | ±5% | C1608C0G1H562J080AA | C1608C0G1E562J080AA |
| | 2012 | 0.60±0.15 | ±10% | C2012C0G1H562K060AA | |
| | | | ±5% | C2012C0G1H562J060AA | |
| 3216 | 0.60±0.15 | ±10% | C3216C0G1H562K060AA | | |
| | | ±5% | C3216C0G1H562J060AA | | |

■ Gray items: These products are not recommended for new designs.

MULTILAYER CERAMIC CHIP CAPACITORS


Capacitance range table **Temperature characteristic: C0G (-55 to +125°C, 0±30 ppm/°C)**

| Capacitance | Dimensions | Thickness (mm) | Capacitance tolerance | Catalog number | | |
|-------------|------------|----------------|-----------------------|------------------------|-------------------------|-------------------------|
| | | | | Rated voltage Edc: 50V | Rated voltage Edc: 535V | Rated voltage Edc: 525V |
| 6.8 nF | 1608 | 0.80±0.10 | ±10% | C1608C0G1H682K080AA | | |
| | | | ±5% | C1608C0G1H682J080AA | | C1608C0G1E682J080AA |
| | 2012 | 0.60±0.15 | ±10% | C2012C0G1H682K060AA | | |
| | | | ±5% | C2012C0G1H682J060AA | | |
| | 3216 | 0.60±0.15 | ±10% | C3216C0G1H682K060AA | | |
| | | | ±5% | C3216C0G1H682J060AA | | |
| 8.2 nF | 1608 | 0.80±0.10 | ±10% | C1608C0G1H822K080AA | | |
| | | | ±5% | C1608C0G1H822J080AA | | C1608C0G1E822J080AA |
| | 2012 | 0.60±0.15 | ±10% | C2012C0G1H822K060AA | | |
| | | | ±5% | C2012C0G1H822J060AA | | |
| | 3216 | 0.60±0.15 | ±10% | C3216C0G1H822K060AA | | |
| | | | ±5% | C3216C0G1H822J060AA | | |
| 10 nF | 1608 | 0.80±0.10 | ±10% | C1608C0G1H103K080AA | C1608C0G1V103K080AC | |
| | | | ±5% | C1608C0G1H103J080AA | C1608C0G1V103J080AC | C1608C0G1E103J080AA |
| | 2012 | 0.60±0.15 | ±10% | C2012C0G1H103K060AA | | |
| | | | ±5% | C2012C0G1H103J060AA | | C2012C0G1E103J060AA |
| | 3216 | 0.60±0.15 | ±10% | C3216C0G1H103K060AA | | |
| | | | ±5% | C3216C0G1H103J060AA | | |
| 15 nF | 1608 | 0.80±0.10 | ±10% | | C1608C0G1V153K080AC | |
| | | | ±5% | | C1608C0G1V153J080AC | |
| | 2012 | 0.85±0.15 | ±10% | C2012C0G1H153K085AA | | |
| | | | ±5% | C2012C0G1H153J085AA | | C2012C0G1E153J085AA |
| | 3216 | 0.60±0.15 | ±10% | C3216C0G1H153K060AA | | |
| | | | ±5% | C3216C0G1H153J060AA | | |
| 18 nF | 1608 | 0.80±0.10 | ±10% | | C1608C0G1V183K080AC | |
| | | | ±5% | | C1608C0G1V183J080AC | |
| | 2012 | 0.60±0.15 | ±10% | | C2012C0G1V183K060AC | |
| | | | ±5% | | C2012C0G1V183J060AC | |
| | 2012 | 0.60±0.15 | ±10% | | C2012C0G1V223K060AC | |
| | | | ±5% | | C2012C0G1V223J060AC | |
| 22 nF | 2012 | 1.25±0.20 | ±10% | C2012C0G1H223K125AA | | |
| | | | ±5% | C2012C0G1H223J125AA | | C2012C0G1E223J125AA |
| | 3216 | 0.60±0.15 | ±10% | C3216C0G1H223K060AA | | |
| | | | ±5% | C3216C0G1H223J060AA | | |
| | 3225 | 1.25±0.20 | ±10% | C3225C0G1H223K125AA | | |
| | | | ±5% | C3225C0G1H223J125AA | | |
| 27 nF | 2012 | 0.60±0.15 | ±10% | | C2012C0G1V273K060AC | |
| | | | ±5% | | C2012C0G1V273J060AC | |
| 30 nF | 2012 | 0.60±0.15 | ±10% | | C2012C0G1V303K060AC | |
| | | | ±5% | | C2012C0G1V303J060AC | |
| 33 nF | 2012 | 1.25±0.20 | ±10% | C2012C0G1H333K125AA | | |
| | | | ±5% | C2012C0G1H333J125AA | | C2012C0G1E333J125AA |
| | 3216 | 0.85±0.15 | ±10% | C3216C0G1H333K085AA | | |
| | | | ±5% | C3216C0G1H333J085AA | | |
| | 3225 | 1.60±0.20 | ±10% | C3225C0G1H333K160AA | | |
| | | | ±5% | C3225C0G1H333J160AA | | |
| 47 nF | 3216 | 1.15±0.15 | ±10% | C3216C0G1H473K115AA | | |
| | | | ±5% | C3216C0G1H473J115AA | | |
| | 3225 | 2.00±0.20 | ±10% | C3225C0G1H473K200AA | | |
| | | | ±5% | C3225C0G1H473J200AA | | |
| | 4532 | 1.60±0.20 | ±10% | C4532C0G1H473K160KA | | |
| | | | ±5% | C4532C0G1H473J160KA | | |
| 68 nF | 3216 | 1.60±0.20 | ±10% | C3216C0G1H683K160AA | | |
| | | | ±5% | C3216C0G1H683J160AA | | |
| | 3225 | 2.00±0.20 | ±10% | C3225C0G1H683K200AA | | |
| | | | ±5% | C3225C0G1H683J200AA | | |
| | 4532 | 1.60±0.20 | ±10% | C4532C0G1H683K160KA | | |
| | | | ±5% | C4532C0G1H683J160KA | | |
| 100 nF | 3216 | 1.60±0.20 | ±10% | C3216C0G1H104K160AA | | |
| | | | ±5% | C3216C0G1H104J160AA | | |
| | 3225 | 2.50±0.30 | ±10% | C3225C0G1H104K250AA | | |
| | | | ±5% | C3225C0G1H104J250AA | | |
| | 4532 | 2.00±0.20 | ±10% | C4532C0G1H104K200KA | | |
| | | | ±5% | C4532C0G1H104J200KA | | |
| 150 nF | 4532 | 2.50±0.30 | ±10% | C4532C0G1H154K250KA | | |
| | | | ±5% | C4532C0G1H154J250KA | | |
| 220 nF | 4532 | 3.20±0.30 | ±10% | C4532C0G1H224K320KA | | |
| | | | ±5% | C4532C0G1H224J320KA | | |

■ Gray items: These products are not recommended for new designs.

⚠ Please be sure to request delivery specifications that provide further details on the features and specifications of the products for proper and safe use. Please note that the contents may change without any prior notice due to reasons such as upgrading.

MULTILAYER CERAMIC CHIP CAPACITORS



Capacitance range table

Temperature characteristic: CH (-25 to +85°C, 0±60 ppm/°C)

| Capacitance | Dimensions | Thickness (mm) | Capacitance tolerance | Catalog number | | |
|-------------|------------|----------------|-----------------------|------------------------|-------------------------|-------------------------|
| | | | | Rated voltage Edc: 50V | Rated voltage Edc: 525V | Rated voltage Edc: 516V |
| 0.5 pF | 0402 | 0.20±0.02 | ±0.25pF | | | C0402CH1C0R5C020BC |
| | 0603 | 0.30±0.03 | ±0.25pF | C0603CH1H0R5C030BA | C0603CH1E0R5C030BA | |
| | 1005 | 0.50±0.05 | ±0.10pF | C1005CH1H0R5B050BA | | |
| | 1608 | 0.80±0.10 | ±0.25pF | C1005CH1H0R5C050BA | | |
| 0.75 pF | 0402 | 0.20±0.02 | ±0.25pF | | | C0402CH1CR75C020BC |
| | 0603 | 0.30±0.03 | ±0.25pF | C0603CH1HR75C030BA | C0603CH1ER75C030BA | |
| | 1005 | 0.50±0.05 | ±0.10pF | C1005CH1HR75B050BA | | |
| | 1608 | 0.80±0.10 | ±0.25pF | C1005CH1HR75C050BA | | |
| 1 pF | 0402 | 0.20±0.02 | ±0.25pF | | | C0402CH1C010C020BC |
| | 0603 | 0.30±0.03 | ±0.25pF | C0603CH1H010C030BA | C0603CH1E010C030BA | |
| | 1005 | 0.50±0.05 | ±0.10pF | C1005CH1H010B050BA | | |
| | 1608 | 0.80±0.10 | ±0.25pF | C1005CH1H010C050BA | | |
| 1.5 pF | 0402 | 0.20±0.02 | ±0.25pF | | | C0402CH1C1R5C020BC |
| | 0603 | 0.30±0.03 | ±0.25pF | C0603CH1H1R5C030BA | C0603CH1E1R5C030BA | |
| | 1005 | 0.50±0.05 | ±0.10pF | C1005CH1H1R5B050BA | | |
| | 1608 | 0.80±0.10 | ±0.25pF | C1005CH1H1R5C050BA | | |
| 2 pF | 0402 | 0.20±0.02 | ±0.25pF | | | C0402CH1C020C020BC |
| | 0603 | 0.30±0.03 | ±0.25pF | C0603CH1H020C030BA | C0603CH1E020C030BA | |
| | 1005 | 0.50±0.05 | ±0.10pF | C1005CH1H020B050BA | | |
| | 1608 | 0.80±0.10 | ±0.25pF | C1005CH1H020C050BA | | |
| 2.2 pF | 0402 | 0.20±0.02 | ±0.25pF | | | C0402CH1C2R2C020BC |
| | 0603 | 0.30±0.03 | ±0.25pF | C0603CH1H2R2C030BA | C0603CH1E2R2C030BA | |
| | 0402 | 0.20±0.02 | ±0.25pF | | | C0402CH1C030C020BC |
| | 0603 | 0.30±0.03 | ±0.25pF | C0603CH1H030C030BA | C0603CH1E030C030BA | |
| 3 pF | 0402 | 0.20±0.02 | ±0.10pF | | | |
| | 0603 | 0.30±0.03 | ±0.25pF | C1005CH1H030B050BA | | |
| | 1005 | 0.50±0.05 | ±0.25pF | C1005CH1H030C050BA | | |
| | 1608 | 0.80±0.10 | ±0.25pF | C1608CH1H030C080AA | | |
| 3.3 pF | 0402 | 0.20±0.02 | ±0.25pF | | | C0402CH1C3R3C020BC |
| | 0603 | 0.30±0.03 | ±0.25pF | C0603CH1H3R3C030BA | C0603CH1E3R3C030BA | |
| | 0402 | 0.20±0.02 | ±0.25pF | | | C0402CH1C040C020BC |
| | 0603 | 0.30±0.03 | ±0.25pF | C0603CH1H040C030BA | C0603CH1E040C030BA | |
| 4 pF | 0402 | 0.20±0.02 | ±0.10pF | | | |
| | 0603 | 0.30±0.03 | ±0.25pF | C1005CH1H040B050BA | | |
| | 1005 | 0.50±0.05 | ±0.25pF | C1005CH1H040C050BA | | |
| | 1608 | 0.80±0.10 | ±0.25pF | C1608CH1H040C080AA | | |
| 4.7 pF | 0402 | 0.20±0.02 | ±0.25pF | | | C0402CH1C4R7C020BC |
| | 0603 | 0.30±0.03 | ±0.25pF | C0603CH1H4R7C030BA | C0603CH1E4R7C030BA | |
| | 0402 | 0.20±0.02 | ±0.25pF | | | C0402CH1C050C020BC |
| | 0603 | 0.30±0.03 | ±0.25pF | C0603CH1H050C030BA | C0603CH1E050C030BA | |
| 5 pF | 0402 | 0.20±0.02 | ±0.10pF | | | |
| | 0603 | 0.30±0.03 | ±0.25pF | C1005CH1H050B050BA | | |
| | 1005 | 0.50±0.05 | ±0.25pF | C1005CH1H050C050BA | | |
| | 1608 | 0.80±0.10 | ±0.25pF | C1608CH1H050C080AA | | |
| 6 pF | 0402 | 0.20±0.02 | ±0.50pF | | | C0402CH1C060D020BC |
| | 0603 | 0.30±0.03 | ±0.50pF | C0603CH1H060D030BA | C0603CH1E060D030BA | |
| | 1005 | 0.50±0.05 | ±0.25pF | C1005CH1H060C050BA | | |
| | 1608 | 0.80±0.10 | ±0.50pF | C1005CH1H060D050BA | | |
| 6.8 pF | 0402 | 0.20±0.02 | ±0.25pF | | | |
| | 0603 | 0.30±0.03 | ±0.50pF | C1608CH1H060C080AA | | |
| | 1005 | 0.50±0.05 | ±0.50pF | C1608CH1H060D080AA | | |
| | 1608 | 0.80±0.10 | ±0.50pF | | | |
| 7 pF | 0402 | 0.20±0.02 | ±0.50pF | | | C0402CH1C6R8D020BC |
| | 0603 | 0.30±0.03 | ±0.50pF | C0603CH1H6R8D030BA | C0603CH1E6R8D030BA | |
| | 0402 | 0.20±0.02 | ±0.50pF | | | C0402CH1C070D020BC |
| | 0603 | 0.30±0.03 | ±0.50pF | C0603CH1H070D030BA | C0603CH1E070D030BA | |
| 7 pF | 0402 | 0.20±0.02 | ±0.25pF | | | |
| | 0603 | 0.30±0.03 | ±0.25pF | C1005CH1H070C050BA | | |
| | 1005 | 0.50±0.05 | ±0.50pF | C1005CH1H070D050BA | | |
| | 1608 | 0.80±0.10 | ±0.25pF | C1608CH1H070C080AA | | |
| | | | ±0.50pF | C1608CH1H070D080AA | | |

■ Gray items: These products are not recommended for new designs.

MULTILAYER CERAMIC CHIP CAPACITORS



Capacitance range table

Temperature characteristic: CH (-25 to +85°C, 0±60 ppm/°C)

| Capacitance | Dimensions | Thickness (mm) | Capacitance tolerance | Catalog number | | |
|-------------|------------|----------------|-----------------------|------------------------|-------------------------|-------------------------|
| | | | | Rated voltage Edc: 50V | Rated voltage Edc: 525V | Rated voltage Edc: 516V |
| 8 pF | 0402 | 0.20±0.02 | ±0.50pF | | | C0402CH1C080D020BC |
| | 0603 | 0.30±0.03 | ±0.50pF | C0603CH1H080D030BA | C0603CH1E080D030BA | |
| | 1005 | 0.50±0.05 | ±0.25pF | C1005CH1H080C050BA | | |
| | | | ±0.50pF | C1005CH1H080D050BA | | |
| | | | ±0.25pF | C1608CH1H080C080AA | | |
| 1608 | 0.80±0.10 | ±0.50pF | C1608CH1H080D080AA | | | |
| 9 pF | 0402 | 0.20±0.02 | ±0.50pF | | | C0402CH1C090D020BC |
| | 0603 | 0.30±0.03 | ±0.50pF | C0603CH1H090D030BA | C0603CH1E090D030BA | |
| | 1005 | 0.50±0.05 | ±0.25pF | C1005CH1H090C050BA | | |
| | | | ±0.50pF | C1005CH1H090D050BA | | |
| | | | ±0.25pF | C1608CH1H090C080AA | | |
| 1608 | 0.80±0.10 | ±0.50pF | C1608CH1H090D080AA | | | |
| 10 pF | 0402 | 0.20±0.02 | ±0.50pF | | | C0402CH1C100D020BC |
| | 0603 | 0.30±0.03 | ±0.50pF | C0603CH1H100D030BA | C0603CH1E100D030BA | |
| | 1005 | 0.50±0.05 | ±0.25pF | C1005CH1H100C050BA | | |
| | | | ±0.50pF | C1005CH1H100D050BA | | |
| | | | ±0.25pF | C1608CH1H100C080AA | | |
| 1608 | 0.80±0.10 | ±0.50pF | C1608CH1H100D080AA | | | |
| 12 pF | 0402 | 0.20±0.02 | ±10% | | | C0402CH1C120K020BC |
| | 0603 | 0.30±0.03 | ±5% | | | C0402CH1C120J020BC |
| | | | ±10% | C0603CH1H120K030BA | C0603CH1E120K030BA | |
| | 1005 | 0.50±0.05 | ±5% | C0603CH1H120J030BA | C0603CH1E120J030BA | |
| | | | ±5% | C1005CH1H120J050BA | | |
| 1608 | 0.80±0.10 | ±5% | C1608CH1H120J080AA | | | |
| 15 pF | 0402 | 0.20±0.02 | ±10% | | | C0402CH1C150K020BC |
| | 0603 | 0.30±0.03 | ±5% | | | C0402CH1C150J020BC |
| | | | ±10% | C0603CH1H150K030BA | C0603CH1E150K030BA | |
| | 1005 | 0.50±0.05 | ±5% | C0603CH1H150J030BA | C0603CH1E150J030BA | |
| | | | ±5% | C1005CH1H150J050BA | | |
| 1608 | 0.80±0.10 | ±5% | C1608CH1H150J080AA | | | |
| 18 pF | 0402 | 0.20±0.02 | ±10% | | | C0402CH1C180K020BC |
| | 0603 | 0.30±0.03 | ±5% | | | C0402CH1C180J020BC |
| | | | ±10% | C0603CH1H180K030BA | C0603CH1E180K030BA | |
| | 1005 | 0.50±0.05 | ±5% | C0603CH1H180J030BA | C0603CH1E180J030BA | |
| | | | ±5% | C1005CH1H180J050BA | | |
| 1608 | 0.80±0.10 | ±5% | C1608CH1H180J080AA | | | |
| 22 pF | 0402 | 0.20±0.02 | ±10% | | | C0402CH1C220K020BC |
| | 0603 | 0.30±0.03 | ±5% | | | C0402CH1C220J020BC |
| | | | ±10% | C0603CH1H220K030BA | C0603CH1E220K030BA | |
| | 1005 | 0.50±0.05 | ±5% | C0603CH1H220J030BA | C0603CH1E220J030BA | |
| | | | ±5% | C1005CH1H220J050BA | | |
| 1608 | 0.80±0.10 | ±5% | C1608CH1H220J080AA | | | |
| 27 pF | 0402 | 0.20±0.02 | ±10% | | | C0402CH1C270K020BC |
| | 0603 | 0.30±0.03 | ±5% | | | C0402CH1C270J020BC |
| | | | ±10% | C0603CH1H270K030BA | C0603CH1E270K030BA | |
| | 1005 | 0.50±0.05 | ±5% | C0603CH1H270J030BA | C0603CH1E270J030BA | |
| | | | ±5% | C1005CH1H270J050BA | | |
| 1608 | 0.80±0.10 | ±5% | C1608CH1H270J080AA | | | |
| 33 pF | 0402 | 0.20±0.02 | ±10% | | | C0402CH1C330K020BC |
| | 0603 | 0.30±0.03 | ±5% | | | C0402CH1C330J020BC |
| | | | ±10% | C0603CH1H330K030BA | C0603CH1E330K030BA | |
| | 1005 | 0.50±0.05 | ±5% | C0603CH1H330J030BA | C0603CH1E330J030BA | |
| | | | ±5% | C1005CH1H330J050BA | | |
| 1608 | 0.80±0.10 | ±5% | C1608CH1H330J080AA | | | |
| 39 pF | 0402 | 0.20±0.02 | ±10% | | | C0402CH1C390K020BC |
| | 0603 | 0.30±0.03 | ±5% | | | C0402CH1C390J020BC |
| | | | ±10% | C0603CH1H390K030BA | C0603CH1E390K030BA | |
| | 1005 | 0.50±0.05 | ±5% | C0603CH1H390J030BA | C0603CH1E390J030BA | |
| | | | ±5% | C1005CH1H390J050BA | | |
| 1608 | 0.80±0.10 | ±5% | C1608CH1H390J080AA | | | |

■ Gray items: These products are not recommended for new designs.

MULTILAYER CERAMIC CHIP CAPACITORS

Capacitance range table Temperature characteristic: CH (-25 to +85°C, 0±60 ppm/°C)

| Capacitance | Dimensions | Thickness (mm) | Capacitance tolerance | Catalog number | | |
|-------------|------------|----------------|-----------------------|------------------------|-------------------------|-------------------------|
| | | | | Rated voltage Edc: 50V | Rated voltage Edc: 525V | Rated voltage Edc: 516V |
| 47 pF | 0402 | 0.20±0.02 | ±10% | | | C0402CH1C470K020BC |
| | | | ±5% | | | C0402CH1C470J020BC |
| | 0603 | 0.30±0.03 | ±10% | C0603CH1H470K030BA | C0603CH1E470K030BA | |
| | | | ±5% | C0603CH1H470J030BA | C0603CH1E470J030BA | |
| 1005 | 0.50±0.05 | ±5% | C1005CH1H470J050BA | | | |
| | | ±5% | C1608CH1H470J080AA | | | |
| 56 pF | 0402 | 0.20±0.02 | ±10% | | | C0402CH1C560K020BC |
| | | | ±5% | | | C0402CH1C560J020BC |
| | 0603 | 0.30±0.03 | ±10% | C0603CH1H560K030BA | C0603CH1E560K030BA | |
| | | | ±5% | C0603CH1H560J030BA | C0603CH1E560J030BA | |
| 1005 | 0.50±0.05 | ±5% | C1005CH1H560J050BA | | | |
| | | ±5% | C1608CH1H560J080AA | | | |
| 68 pF | 0402 | 0.20±0.02 | ±10% | | | C0402CH1C680K020BC |
| | | | ±5% | | | C0402CH1C680J020BC |
| | 0603 | 0.30±0.03 | ±10% | C0603CH1H680K030BA | C0603CH1E680K030BA | |
| | | | ±5% | C0603CH1H680J030BA | C0603CH1E680J030BA | |
| 1005 | 0.50±0.05 | ±5% | C1005CH1H680J050BA | | | |
| | | ±5% | C1608CH1H680J080AA | | | |
| 82 pF | 0402 | 0.20±0.02 | ±10% | | | C0402CH1C820K020BC |
| | | | ±5% | | | C0402CH1C820J020BC |
| | 0603 | 0.30±0.03 | ±10% | C0603CH1H820K030BA | C0603CH1E820K030BA | |
| | | | ±5% | C0603CH1H820J030BA | C0603CH1E820J030BA | |
| 1005 | 0.50±0.05 | ±5% | C1005CH1H820J050BA | | | |
| | | ±5% | C1608CH1H820J080AA | | | |
| 100 pF | 0402 | 0.20±0.02 | ±10% | | | C0402CH1C101K020BC |
| | | | ±5% | | | C0402CH1C101J020BC |
| | 0603 | 0.30±0.03 | ±10% | C0603CH1H101K030BA | C0603CH1E101K030BA | |
| | | | ±5% | C0603CH1H101J030BA | C0603CH1E101J030BA | |
| 1005 | 0.50±0.05 | ±10% | C1005CH1H101K050BA | | | |
| | | ±5% | C1005CH1H101J050BA | | | |
| 1608 | 0.80±0.10 | ±10% | C1608CH1H101K080AA | | | |
| | | ±5% | C1608CH1H101J080AA | | | |
| 120 pF | 1005 | 0.50±0.05 | ±10% | C1005CH1H121K050BA | | |
| | | | ±5% | C1005CH1H121J050BA | | |
| 1608 | 0.80±0.10 | ±10% | C1608CH1H121K080AA | | | |
| | | ±5% | C1608CH1H121J080AA | | | |
| 150 pF | 1005 | 0.50±0.05 | ±10% | C1005CH1H151K050BA | | |
| | | | ±5% | C1005CH1H151J050BA | | |
| 1608 | 0.80±0.10 | ±10% | C1608CH1H151K080AA | | | |
| | | ±5% | C1608CH1H151J080AA | | | |
| 180 pF | 1005 | 0.50±0.05 | ±10% | C1005CH1H181K050BA | | |
| | | | ±5% | C1005CH1H181J050BA | | |
| 1608 | 0.80±0.10 | ±10% | C1608CH1H181K080AA | | | |
| | | ±5% | C1608CH1H181J080AA | | | |
| 220 pF | 1005 | 0.50±0.05 | ±10% | C1005CH1H221K050BA | | |
| | | | ±5% | C1005CH1H221J050BA | | |
| 1608 | 0.80±0.10 | ±10% | C1608CH1H221K080AA | | | |
| | | ±5% | C1608CH1H221J080AA | | | |
| 270 pF | 1005 | 0.50±0.05 | ±10% | C1005CH1H271K050BA | | |
| | | | ±5% | C1005CH1H271J050BA | | |
| 1608 | 0.80±0.10 | ±10% | C1608CH1H271K080AA | | | |
| | | ±5% | C1608CH1H271J080AA | | | |
| 330 pF | 1005 | 0.50±0.05 | ±10% | C1005CH1H331K050BA | | |
| | | | ±5% | C1005CH1H331J050BA | | |
| 1608 | 0.80±0.10 | ±10% | C1608CH1H331K080AA | | | |
| | | ±5% | C1608CH1H331J080AA | | | |
| 390 pF | 1005 | 0.50±0.05 | ±10% | C1005CH1H391K050BA | | |
| | | | ±5% | C1005CH1H391J050BA | | |
| 1608 | 0.80±0.10 | ±10% | C1608CH1H391K080AA | | | |
| | | ±5% | C1608CH1H391J080AA | | | |

■ Gray items: These products are not recommended for new designs.

⚠ Please be sure to request delivery specifications that provide further details on the features and specifications of the products for proper and safe use. Please note that the contents may change without any prior notice due to reasons such as upgrading.

MULTILAYER CERAMIC CHIP CAPACITORS



Capacitance range table

Temperature characteristic: CH (-25 to +85°C, 0±60 ppm/°C)

| Capacitance | Dimensions | Thickness (mm) | Capacitance tolerance | Catalog number | |
|-------------|------------|----------------|-----------------------|--------------------|----------|
| | | | | Rated voltage | Edc: 50V |
| 470 pF | 1005 | 0.50±0.05 | ±10% | C1005CH1H471K050BA | |
| | | | ±5% | C1005CH1H471J050BA | |
| | 1608 | 0.80±0.10 | ±10% | C1608CH1H471K080AA | |
| | | | ±5% | C1608CH1H471J080AA | |
| 560 pF | 1005 | 0.50±0.05 | ±10% | C1005CH1H561K050BA | |
| | | | ±5% | C1005CH1H561J050BA | |
| | 1608 | 0.80±0.10 | ±10% | C1608CH1H561K080AA | |
| | | | ±5% | C1608CH1H561J080AA | |
| 680 pF | 1005 | 0.50±0.05 | ±10% | C1005CH1H681K050BA | |
| | | | ±5% | C1005CH1H681J050BA | |
| | 1608 | 0.80±0.10 | ±10% | C1608CH1H681K080AA | |
| | | | ±5% | C1608CH1H681J080AA | |
| 820 pF | 1005 | 0.50±0.05 | ±10% | C1005CH1H821K050BA | |
| | | | ±5% | C1005CH1H821J050BA | |
| | 1608 | 0.80±0.10 | ±10% | C1608CH1H821K080AA | |
| | | | ±5% | C1608CH1H821J080AA | |
| 1 nF | 1005 | 0.50±0.05 | ±10% | C1005CH1H102K050BA | |
| | | | ±5% | C1005CH1H102J050BA | |
| | 1608 | 0.80±0.10 | ±10% | C1608CH1H102K080AA | |
| | | | ±5% | C1608CH1H102J080AA | |
| 1.2 nF | 2012 | 0.60±0.15 | ±10% | C2012CH1H102K060AA | |
| | | | ±5% | C2012CH1H102J060AA | |
| | 1608 | 0.80±0.10 | ±10% | C1608CH1H122K080AA | |
| | | | ±5% | C1608CH1H122J080AA | |
| 1.5 nF | 2012 | 0.60±0.15 | ±10% | C2012CH1H122K060AA | |
| | | | ±5% | C2012CH1H122J060AA | |
| | 1608 | 0.80±0.10 | ±10% | C1608CH1H152K080AA | |
| | | | ±5% | C1608CH1H152J080AA | |
| 1.8 nF | 2012 | 0.60±0.15 | ±10% | C2012CH1H182K060AA | |
| | | | ±5% | C2012CH1H182J060AA | |
| | 1608 | 0.80±0.10 | ±10% | C1608CH1H182K080AA | |
| | | | ±5% | C1608CH1H182J080AA | |
| 2.2 nF | 2012 | 0.60±0.15 | ±10% | C2012CH1H222K060AA | |
| | | | ±5% | C2012CH1H222J060AA | |
| | 1608 | 0.80±0.10 | ±10% | C1608CH1H222K080AA | |
| | | | ±5% | C1608CH1H222J080AA | |
| 2.7 nF | 2012 | 0.60±0.15 | ±10% | C2012CH1H272K060AA | |
| | | | ±5% | C2012CH1H272J060AA | |
| | 1608 | 0.80±0.10 | ±10% | C1608CH1H272K080AA | |
| | | | ±5% | C1608CH1H272J080AA | |
| 3.3 nF | 2012 | 0.60±0.15 | ±10% | C2012CH1H332K060AA | |
| | | | ±5% | C2012CH1H332J060AA | |
| | 1608 | 0.80±0.10 | ±10% | C1608CH1H332K080AA | |
| | | | ±5% | C1608CH1H332J080AA | |
| 3.9 nF | 2012 | 0.60±0.15 | ±10% | C2012CH1H392K060AA | |
| | | | ±5% | C2012CH1H392J060AA | |
| | 3216 | 0.60±0.15 | ±10% | C3216CH1H392K060AA | |
| | | | ±5% | C3216CH1H392J060AA | |
| 4.7 nF | 1608 | 0.80±0.10 | ±10% | C1608CH1H472K080AA | |
| | | | ±5% | C1608CH1H472J080AA | |
| | 2012 | 0.60±0.15 | ±10% | C2012CH1H472K060AA | |
| | | | ±5% | C2012CH1H472J060AA | |
| 3216 | 0.60±0.15 | ±10% | C3216CH1H472K060AA | | |
| | | ±5% | C3216CH1H472J060AA | | |

■ Gray items: These products are not recommended for new designs.

MULTILAYER CERAMIC CHIP CAPACITORS



Capacitance range table

Temperature characteristic: CH (-25 to +85°C, 0±60 ppm/°C)

| Capacitance | Dimensions | Thickness (mm) | Capacitance tolerance | Catalog number | |
|-------------|------------|----------------|-----------------------|------------------------|-------------------------|
| | | | | Rated voltage Edc: 50V | Rated voltage Edc: 535V |
| 5.6 nF | 1608 | 0.80±0.10 | ±10% | C1608CH1H562K080AA | |
| | | | ±5% | C1608CH1H562J080AA | |
| | 2012 | 0.60±0.15 | ±10% | C2012CH1H562K060AA | |
| | | | ±5% | C2012CH1H562J060AA | |
| | 3216 | 0.60±0.15 | ±10% | C3216CH1H562K060AA | |
| | | | ±5% | C3216CH1H562J060AA | |
| 6.8 nF | 1608 | 0.80±0.10 | ±10% | C1608CH1H682K080AA | |
| | | | ±5% | C1608CH1H682J080AA | |
| | 2012 | 0.60±0.15 | ±10% | C2012CH1H682K060AA | |
| | | | ±5% | C2012CH1H682J060AA | |
| | 3216 | 0.60±0.15 | ±10% | C3216CH1H682K060AA | |
| | | | ±5% | C3216CH1H682J060AA | |
| 8.2 nF | 1608 | 0.80±0.10 | ±10% | C1608CH1H822K080AA | |
| | | | ±5% | C1608CH1H822J080AA | |
| | 2012 | 0.60±0.15 | ±10% | C2012CH1H822K060AA | |
| | | | ±5% | C2012CH1H822J060AA | |
| | 3216 | 0.60±0.15 | ±10% | C3216CH1H822K060AA | |
| | | | ±5% | C3216CH1H822J060AA | |
| 10 nF | 1608 | 0.80±0.10 | ±10% | C1608CH1H103K080AA | C1608CH1V103K080AC |
| | | | ±5% | C1608CH1H103J080AA | C1608CH1V103J080AC |
| | 2012 | 0.60±0.15 | ±10% | C2012CH1H103K060AA | |
| | | | ±5% | C2012CH1H103J060AA | |
| | 3216 | 0.60±0.15 | ±10% | C3216CH1H103K060AA | |
| | | | ±5% | C3216CH1H103J060AA | |
| 15 nF | 1608 | 0.80±0.10 | ±10% | | C1608CH1V153K080AC |
| | | | ±5% | | C1608CH1V153J080AC |
| | 2012 | 0.85±0.15 | ±10% | C2012CH1H153K085AA | |
| | | | ±5% | C2012CH1H153J085AA | |
| | 3216 | 0.60±0.15 | ±10% | C3216CH1H153K060AA | |
| | | | ±5% | C3216CH1H153J060AA | |
| 18 nF | 1608 | 0.80±0.10 | ±10% | | C1608CH1V183K080AC |
| | | | ±5% | | C1608CH1V183J080AC |
| | 2012 | 0.60±0.15 | ±10% | | C2012CH1V183K060AC |
| | | | ±5% | | C2012CH1V183J060AC |
| | 2012 | 0.60±0.15 | ±10% | | C2012CH1V223K060AC |
| | | | ±5% | | C2012CH1V223J060AC |
| 22 nF | 2012 | 1.25±0.20 | ±10% | C2012CH1H223K125AA | |
| | | | ±5% | C2012CH1H223J125AA | |
| | 3216 | 0.60±0.15 | ±10% | C3216CH1H223K060AA | |
| | | | ±5% | C3216CH1H223J060AA | |
| | 3225 | 1.25±0.20 | ±10% | C3225CH1H223K125AA | |
| | | | ±5% | C3225CH1H223J125AA | |
| 27 nF | 2012 | 0.60±0.15 | ±10% | | C2012CH1V273K060AC |
| | | | ±5% | | C2012CH1V273J060AC |
| 30 nF | 2012 | 0.60±0.15 | ±10% | | C2012CH1V303K060AC |
| | | | ±5% | | C2012CH1V303J060AC |
| 33 nF | 2012 | 1.25±0.20 | ±10% | C2012CH1H333K125AA | |
| | | | ±5% | C2012CH1H333J125AA | |
| | 3216 | 0.85±0.15 | ±10% | C3216CH1H333K085AA | |
| | | | ±5% | C3216CH1H333J085AA | |
| | 3225 | 1.60±0.20 | ±10% | C3225CH1H333K160AA | |
| | | | ±5% | C3225CH1H333J160AA | |
| 47 nF | 3216 | 1.15±0.15 | ±10% | C3216CH1H473K115AA | |
| | | | ±5% | C3216CH1H473J115AA | |
| | 3225 | 2.00±0.20 | ±10% | C3225CH1H473K200AA | |
| | | | ±5% | C3225CH1H473J200AA | |
| | 4532 | 1.60±0.20 | ±10% | C4532CH1H473K160KA | |
| | | | ±5% | C4532CH1H473J160KA | |
| 68 nF | 3216 | 1.60±0.20 | ±10% | C3216CH1H683K160AA | |
| | | | ±5% | C3216CH1H683J160AA | |
| | 3225 | 2.00±0.20 | ±10% | C3225CH1H683K200AA | |
| | | | ±5% | C3225CH1H683J200AA | |
| | 4532 | 1.60±0.20 | ±10% | C4532CH1H683K160KA | |
| | | | ±5% | C4532CH1H683J160KA | |

■ Gray items: These products are not recommended for new designs.

MULTILAYER CERAMIC CHIP CAPACITORS



Capacitance range table

Temperature characteristic: CH (-25 to +85°C, 0±60 ppm/°C)

| Capacitance | Dimensions | Thickness (mm) | Capacitance tolerance | Catalog number | |
|-------------|------------|----------------|-----------------------|------------------------|--|
| | | | | Rated voltage Edc: 50V | |
| 100 nF | 3216 | 1.60±0.20 | ±10% | C3216CH1H104K160AA | |
| | | | ±5% | C3216CH1H104J160AA | |
| | 3225 | 2.50±0.30 | ±10% | C3225CH1H104K250AA | |
| | | | ±5% | C3225CH1H104J250AA | |
| 4532 | 2.00±0.20 | ±10% | C4532CH1H104K200KA | | |
| | | ±5% | C4532CH1H104J200KA | | |
| 150 nF | 4532 | 2.50±0.30 | ±10% | C4532CH1H154K250KA | |
| | | | ±5% | C4532CH1H154J250KA | |
| 220 nF | 4532 | 3.20±0.30 | ±10% | C4532CH1H224K320KA | |
| | | | ±5% | C4532CH1H224J320KA | |

■ Gray items: These products are not recommended for new designs.

Capacitance range table

Temperature characteristic: JB (-25 to +85°C, ±10%)

| Capacitance | Dimensions | Thickness (mm) | Capacitance tolerance | Catalog number | | |
|-------------|------------|----------------|-----------------------|------------------------|------------------------|------------------------|
| | | | | Rated voltage Edc: 50V | Rated voltage Edc: 25V | Rated voltage Edc: 16V |
| 100 pF | 0402 | 0.20±0.02 | ±10% | | | C0402JB1C101K020BC |
| | | | ±20% | | | C0402JB1C101M020BC |
| | 0603 | 0.30±0.03 | ±10% | | C0603JB1E101K030BA | |
| | | | ±20% | | C0603JB1E101M030BA | |
| 150 pF | 0402 | 0.20±0.02 | ±10% | | | C0402JB1C151K020BC |
| | | | ±20% | | | C0402JB1C151M020BC |
| | 0603 | 0.30±0.03 | ±10% | | C0603JB1E151K030BA | |
| | | | ±20% | | C0603JB1E151M030BA | |
| 220 pF | 0402 | 0.20±0.02 | ±10% | | | C0402JB1C221K020BC |
| | | | ±20% | | | C0402JB1C221M020BC |
| | 0603 | 0.30±0.03 | ±10% | | C0603JB1E221K030BA | |
| | | | ±20% | | C0603JB1E221M030BA | |
| 330 pF | 1005 | 0.50±0.05 | ±10% | C1005JB1H221K050BA | | |
| | | | ±20% | C1005JB1H221M050BA | | |
| | 0402 | 0.20±0.02 | ±10% | | | C0402JB1C331K020BC |
| | | | ±20% | | | C0402JB1C331M020BC |
| 470 pF | 0603 | 0.30±0.03 | ±10% | | C0603JB1E331K030BA | |
| | | | ±20% | | C0603JB1E331M030BA | |
| | 1005 | 0.50±0.05 | ±10% | C1005JB1H331K050BA | | |
| | | | ±20% | C1005JB1H331M050BA | | |
| 680 pF | 0402 | 0.20±0.02 | ±10% | | | C0402JB1C471K020BC |
| | | | ±20% | | | C0402JB1C471M020BC |
| | 0603 | 0.30±0.03 | ±10% | | C0603JB1E471K030BA | |
| | | | ±20% | | C0603JB1E471M030BA | |
| 1 nF | 1005 | 0.50±0.05 | ±10% | C1005JB1H471K050BA | | |
| | | | ±20% | C1005JB1H471M050BA | | |
| | 0402 | 0.20±0.02 | ±10% | | | C0402JB1C681K020BC |
| | | | ±20% | | | C0402JB1C681M020BC |
| 1.5 nF | 0603 | 0.30±0.03 | ±10% | | C0603JB1E681K030BA | |
| | | | ±20% | | C0603JB1E681M030BA | |
| | 1005 | 0.50±0.05 | ±10% | C1005JB1H681K050BA | | |
| | | | ±20% | C1005JB1H681M050BA | | |
| 2.2 nF | 0603 | 0.30±0.03 | ±10% | | C0603JB1E102K030BA | |
| | | | ±20% | | C0603JB1E102M030BA | |
| | 1005 | 0.50±0.05 | ±10% | C1005JB1H102K050BA | | |
| | | | ±20% | C1005JB1H102M050BA | | |
| 3.3 nF | 0603 | 0.30±0.03 | ±10% | | C0603JB1E152K030BA | |
| | | | ±20% | | C0603JB1E152M030BA | |
| | 1005 | 0.50±0.05 | ±10% | C1005JB1H152K050BA | | |
| | | | ±20% | C1005JB1H152M050BA | | |
| 4.7 nF | 0603 | 0.30±0.03 | ±10% | | C0603JB1E222K030BA | |
| | | | ±20% | | C0603JB1E222M030BA | |
| | 1005 | 0.50±0.05 | ±10% | C1005JB1H222K050BA | | |
| | | | ±20% | C1005JB1H222M050BA | | |
| 6.3 nF | 0603 | 0.30±0.03 | ±10% | | C0603JB1E332K030BA | |
| | | | ±20% | | C0603JB1E332M030BA | |
| | 1005 | 0.50±0.05 | ±10% | C1005JB1H332K050BA | | |
| | | | ±20% | C1005JB1H332M050BA | | |
| 10 nF | 0603 | 0.30±0.03 | ±10% | | | C0603JB1C472K030BA |
| | | | ±20% | | | C0603JB1C472M030BA |
| | 1005 | 0.50±0.05 | ±10% | C1005JB1H472K050BA | | |
| | | | ±20% | C1005JB1H472M050BA | | |

■ Gray items: These products are not recommended for new designs.

⚠ Please be sure to request delivery specifications that provide further details on the features and specifications of the products for proper and safe use.
Please note that the contents may change without any prior notice due to reasons such as upgrading.

MULTILAYER CERAMIC CHIP CAPACITORS



Capacitance range table Temperature characteristic: JB (-25 to +85°C, ±10%)

| Capacitance | Dimensions | Thickness (mm) | Capacitance tolerance | Catalog number | | | |
|-------------|------------|----------------|-----------------------|------------------------|------------------------|------------------------|------------------------|
| | | | | Rated voltage Edc: 50V | Rated voltage Edc: 35V | Rated voltage Edc: 25V | Rated voltage Edc: 16V |
| 6.8 nF | 1005 | 0.50±0.05 | ±10% | C1005JB1H682K050BA | | | |
| | | | ±20% | C1005JB1H682M050BA | | | |
| 10 nF | 1005 | 0.50±0.05 | ±10% | C1005JB1H103K050BB | | C1005JB1E103K050BA | |
| | | | ±20% | C1005JB1H103M050BB | | C1005JB1E103M050BA | |
| | 1608 | 0.80±0.10 | ±10% | C1608JB1H103K080AA | | | |
| | | | ±20% | C1608JB1H103M080AA | | | |
| 15 nF | 1005 | 0.50±0.05 | ±10% | C1005JB1H153K050BB | | C1005JB1E153K050BA | C1005JB1C153K050BA |
| | | | ±20% | C1005JB1H153M050BB | | C1005JB1E153M050BA | C1005JB1C153M050BA |
| | 1608 | 0.80±0.10 | ±10% | C1608JB1H153K080AA | | | |
| | | | ±20% | C1608JB1H153M080AA | | | |
| 22 nF | 0603 | 0.30±0.03 | ±10% | | | C0603JB1E223K030BB | |
| | | | ±20% | | | C0603JB1E223M030BB | |
| | 1005 | 0.50±0.05 | ±10% | C1005JB1H223K050BB | | C1005JB1E223K050BA | C1005JB1C223K050BA |
| | | | ±20% | C1005JB1H223M050BB | | C1005JB1E223M050BA | C1005JB1C223M050BA |
| 1608 | 0.80±0.10 | ±10% | C1608JB1H223K080AA | | | | |
| | | ±20% | C1608JB1H223M080AA | | | | |
| 33 nF | 1005 | 0.50±0.05 | ±10% | C1005JB1H333K050BB | | C1005JB1E333K050BA | C1005JB1C333K050BA |
| | | | ±20% | C1005JB1H333M050BB | | C1005JB1E333M050BA | C1005JB1C333M050BA |
| | 1608 | 0.80±0.10 | ±10% | C1608JB1H333K080AA | | | |
| | | | ±20% | C1608JB1H333M080AA | | | |
| 47 nF | 0603 | 0.30±0.03 | ±10% | | | C0603JB1E473K030BB | |
| | | | ±20% | | | C0603JB1E473M030BB | |
| | 1005 | 0.50±0.05 | ±10% | C1005JB1H473K050BB | | C1005JB1E473K050BA | C1005JB1C473K050BA |
| | | | ±20% | C1005JB1H473M050BB | | C1005JB1E473M050BA | C1005JB1C473M050BA |
| 1608 | 0.80±0.10 | ±10% | C1608JB1H473K080AA | | | | |
| | | ±20% | C1608JB1H473M080AA | | | | |
| 68 nF | 1005 | 0.50±0.05 | ±10% | C1005JB1H683K050BB | C1005JB1V683K050BB | C1005JB1E683K050BC | C1005JB1C683K050BA |
| | | | ±20% | C1005JB1H683M050BB | C1005JB1V683M050BB | C1005JB1E683M050BC | C1005JB1C683M050BA |
| | 1608 | 0.80±0.10 | ±10% | C1608JB1H683K080AA | | | |
| | | | ±20% | C1608JB1H683M080AA | | | |
| 100 nF | 0603 | 0.30±0.03 | ±10% | | | C0603JB1E104K030BB | C0603JB1C104K030BC |
| | | | ±20% | | | C0603JB1E104M030BB | C0603JB1C104M030BC |
| | 1005 | 0.50±0.05 | ±10% | C1005JB1H104K050BB | C1005JB1V104K050BB | C1005JB1E104K050BC | C1005JB1C104K050BA |
| | | | ±20% | C1005JB1H104M050BB | C1005JB1V104M050BB | C1005JB1E104M050BC | C1005JB1C104M050BA |
| | 1608 | 0.80±0.10 | ±10% | C1608JB1H104K080AA | | | |
| | | | ±20% | C1608JB1H104M080AA | | | |
| | 2012 | 0.85±0.15 | ±10% | C2012JB1H104K085AA | | | |
| | | | ±20% | C2012JB1H104M085AA | | | |
| 150 nF | 0603 | 0.30±0.03 | ±10% | | | C0603JB1E154K030BC | C0603JB1C154K030BC |
| | | | ±20% | | | C0603JB1E154M030BC | C0603JB1C154M030BC |
| | 1005 | 0.50±0.05 | ±10% | | | C1005JB1E154K050BC | C1005JB1C154K050BB |
| | | | ±20% | | | C1005JB1E154M050BC | C1005JB1C154M050BB |
| 1608 | 0.80±0.10 | ±10% | C1608JB1H154K080AB | C1608JB1V154K080AB | C1608JB1E154K080AA | | |
| | | ±20% | C1608JB1H154M080AB | C1608JB1V154M080AB | C1608JB1E154M080AA | | |
| 2012 | 0.85±0.15 | ±10% | C2012JB1H154K085AA | | | | |
| | | ±20% | C2012JB1H154M085AA | | | | |
| 220 nF | 0603 | 0.30±0.03 | ±10% | | | C0603JB1E224K030BC | C0603JB1C224K030BC |
| | | | ±20% | | | C0603JB1E224M030BC | C0603JB1C224M030BC |
| | 1005 | 0.50±0.05 | ±10% | | | C1005JB1E224K050BC | C1005JB1C224K050BB |
| | | | ±20% | | | C1005JB1E224M050BC | C1005JB1C224M050BB |
| 1608 | 0.80±0.10 | ±10% | C1608JB1H224K080AB | C1608JB1V224K080AB | C1608JB1E224K080AA | | |
| | | ±20% | C1608JB1H224M080AB | C1608JB1V224M080AB | C1608JB1E224M080AA | | |
| 2012 | 1.25±0.20 | ±10% | C2012JB1H224K125AA | | | | |
| | | ±20% | C2012JB1H224M125AA | | | | |
| 330 nF | 1005 | 0.50±0.05 | ±10% | | C1005JB1V334K050BC | C1005JB1E334K050BB | C1005JB1C334K050BC |
| | | | ±20% | | C1005JB1V334M050BC | C1005JB1E334M050BB | C1005JB1C334M050BC |
| | 1608 | 0.80±0.10 | ±10% | C1608JB1H334K080AB | C1608JB1V334K080AB | C1608JB1E334K080AC | C1608JB1C334K080AA |
| | | | ±20% | C1608JB1H334M080AB | C1608JB1V334M080AB | C1608JB1E334M080AC | C1608JB1C334M080AA |

■ Gray items: These products are not recommended for new designs.


⚠ Please be sure to request delivery specifications that provide further details on the features and specifications of the products for proper and safe use. Please note that the contents may change without any prior notice due to reasons such as upgrading.

MULTILAYER CERAMIC CHIP CAPACITORS

Capacitance range table Temperature characteristic: JB (-25 to +85°C, ±10%)

| Capacitance | Dimensions | Thickness (mm) | Capacitance tolerance | Catalog number | | | |
|-------------|------------------|--------------------|-----------------------|------------------------|------------------------|------------------------|------------------------|
| | | | | Rated voltage Edc: 50V | Rated voltage Edc: 35V | Rated voltage Edc: 25V | Rated voltage Edc: 16V |
| 330 nF | 2012 | 1.25±0.20 | ±10% | C2012JB1H334K125AA | | | |
| | | | ±20% | C2012JB1H334M125AA | | | |
| 470 nF | 1005 | 0.50±0.05 | ±10% | | C1005JB1V474K050BC | C1005JB1E474K050BB | C1005JB1C474K050BC |
| | | | ±20% | | C1005JB1V474M050BC | C1005JB1E474M050BB | C1005JB1C474M050BC |
| | 1608 | 0.80±0.10 | ±10% | C1608JB1H474K080AB | C1608JB1V474K080AB | C1608JB1E474K080AC | C1608JB1C474K080AA |
| | | | ±20% | C1608JB1H474M080AB | C1608JB1V474M080AB | C1608JB1E474M080AC | C1608JB1C474M080AA |
| 2012 | 1.25±0.20 | ±10% | C2012JB1H474K125AB | | | | |
| | | ±20% | C2012JB1H474M125AB | | | | |
| 680 nF | 1005 | 0.50±0.05 | ±10% | | C1005JB1V684K050BC | C1005JB1E684K050BC | C1005JB1C684K050BC |
| | | | ±20% | | C1005JB1V684M050BC | C1005JB1E684M050BC | C1005JB1C684M050BC |
| | 1608 | 0.80±0.10 | ±10% | C1608JB1H684K080AB | C1608JB1V684K080AB | C1608JB1E684K080AC | C1608JB1C684K080AA |
| | | | ±20% | C1608JB1H684M080AB | C1608JB1V684M080AB | C1608JB1E684M080AC | C1608JB1C684M080AA |
| 2012 | 1.25±0.20 | ±10% | C2012JB1H684K125AB | | C2012JB1E684K125AA | | |
| | | ±20% | C2012JB1H684M125AB | | C2012JB1E684M125AA | | |
| 1 µF | 1005 | 0.50±0.05 | ±10% | | C1005JB1V105K050BC | C1005JB1E105K050BC | C1005JB1C105K050BC |
| | | | ±20% | | C1005JB1V105M050BC | C1005JB1E105M050BC | C1005JB1C105M050BC |
| | 1608 | 0.80±0.10 | ±10% | C1608JB1H105K080AB | C1608JB1V105K080AB | C1608JB1E105K080AC | C1608JB1C105K080AA |
| | | | ±20% | C1608JB1H105M080AB | C1608JB1V105M080AB | C1608JB1E105M080AC | C1608JB1C105M080AA |
| | 2012 | 0.85±0.15 | ±10% | C2012JB1H105K085AB | C2012JB1V105K085AB | C2012JB1E105K085AC | C2012JB1C105K085AA |
| | | | ±20% | C2012JB1H105M085AB | C2012JB1V105M085AB | C2012JB1E105M085AC | C2012JB1C105M085AA |
| | | 1.25±0.20 | ±10% | C2012JB1H105K125AB | | C2012JB1E105K125AA | |
| | | | ±20% | C2012JB1H105M125AB | | C2012JB1E105M125AA | |
| 3216 | 1.60±0.20 | ±10% | C3216JB1H105K160AA | | | | |
| | | ±20% | C3216JB1H105M160AA | | | | |
| 1.5 µF | 1005 | 0.50±0.05 | ±10% | | | | C1005JB1C155K050BC |
| | | | ±20% | | | | C1005JB1C155M050BC |
| | 1005 | 0.50±0.10 | ±10% | | | C1005JB1E155K050BC | |
| | | | ±20% | | | C1005JB1E155M050BC | |
| | 0.50+0.15, -0.10 | ±10% | | C1005JB1V155K050BC | | | |
| | | ±20% | | C1005JB1V155M050BC | | | |
| | 1608 | 0.80±0.10 | ±10% | C1608JB1V155K080AC | C1608JB1E155K080AB | C1608JB1E155M080AB | C1608JB1C155K080AB |
| | | | ±20% | C1608JB1V155M080AC | C1608JB1E155M080AB | | C1608JB1C155M080AB |
| 2012 | 0.85±0.15 | ±10% | | | C2012JB1E155K085AC | | |
| | | ±20% | | | C2012JB1E155M085AC | | |
| | 1.25±0.20 | ±10% | C2012JB1H155K125AB | C2012JB1V155K125AB | C2012JB1E155K125AB | C2012JB1C155K125AA | |
| | | ±20% | C2012JB1H155M125AB | C2012JB1V155M125AB | C2012JB1E155M125AB | C2012JB1C155M125AA | |
| 3216 | 1.60±0.20 | ±10% | C3216JB1H155K160AB | | C3216JB1E155K160AA | | |
| | | ±20% | C3216JB1H155M160AB | | C3216JB1E155M160AA | | |
| 2.2 µF | 1005 | 0.50±0.05 | ±10% | | | | C1005JB1C225K050BC |
| | | | ±20% | | | | C1005JB1C225M050BC |
| | 1005 | 0.50±0.10 | ±10% | | | C1005JB1E225K050BC | |
| | | | ±20% | | | C1005JB1E225M050BC | |
| | 0.50+0.15, -0.10 | ±10% | | C1005JB1V225K050BC | | | |
| | | ±20% | | C1005JB1V225M050BC | | | |
| | 1608 | 0.80±0.10 | ±10% | C1608JB1V225K080AC | C1608JB1E225K080AB | C1608JB1E225M080AB | C1608JB1C225K080AB |
| | | | ±20% | C1608JB1V225M080AC | C1608JB1E225M080AB | | C1608JB1C225M080AB |
| 2012 | 0.85±0.15 | ±10% | C2012JB1H225K085AB | C2012JB1V225K085AB | C2012JB1E225K085AB | C2012JB1C225K085AC | |
| | | ±20% | C2012JB1H225M085AB | C2012JB1V225M085AB | C2012JB1E225M085AB | C2012JB1C225M085AC | |
| | 1.25±0.20 | ±10% | C2012JB1H225K125AB | C2012JB1V225K125AB | C2012JB1E225K125AC | C2012JB1C225K125AA | |
| | | ±20% | C2012JB1H225M125AB | C2012JB1V225M125AB | C2012JB1E225M125AC | C2012JB1C225M125AA | |
| 3216 | 1.60±0.20 | ±10% | C3216JB1H225K160AB | | C3216JB1E225K160AA | | |
| | | ±20% | C3216JB1H225M160AB | | C3216JB1E225M160AA | | |
| 3225 | 2.00±0.20 | ±10% | C3225JB1H225K200AA | | | | |
| | | ±20% | C3225JB1H225M200AA | | | | |
| 3.3 µF | 1608 | 0.80±0.10 | ±10% | | | C1608JB1E335K080AC | C1608JB1C335K080AC |
| | | | ±20% | | | C1608JB1E335M080AC | C1608JB1C335M080AC |
| | 0.80+0.20, -0.10 | ±10% | | C1608JB1V335K080AC | | | |
| | | ±20% | | C1608JB1V335M080AC | | | |
| | 2012 | 0.60±0.15 | ±10% | | | | C2012JB1C335K060AC |
| | | | ±20% | | | | C2012JB1C335M060AC |
| 0.85±0.15 | ±10% | | | C2012JB1E335K085AC | C2012JB1C335K085AB | | |
| | ±20% | | | C2012JB1E335M085AC | C2012JB1C335M085AB | | |
| 1.25±0.20 | ±10% | C2012JB1H335K125AB | C2012JB1V335K125AC | C2012JB1E335K125AB | C2012JB1C335K125AC | | |
| | ±20% | C2012JB1H335M125AB | C2012JB1V335M125AC | C2012JB1E335M125AB | C2012JB1C335M125AC | | |
| 3216 | 1.60±0.20 | ±10% | C3216JB1H335K160AB | C3216JB1V335K160AB | C3216JB1E335K160AA | | |
| | | ±20% | C3216JB1H335M160AB | C3216JB1V335M160AB | C3216JB1E335M160AA | | |

■ Gray items: These products are not recommended for new designs.

 Please be sure to request delivery specifications that provide further details on the features and specifications of the products for proper and safe use. Please note that the contents may change without any prior notice due to reasons such as upgrading.

MULTILAYER CERAMIC CHIP CAPACITORS

Capacitance range table Temperature characteristic: JB (-25 to +85°C, ±10%)

| Capacitance | Dimensions | Thickness (mm) | Capacitance tolerance | Catalog number | | | |
|-------------|------------|------------------|-----------------------|------------------------|------------------------|------------------------|------------------------|
| | | | | Rated voltage Edc: 50V | Rated voltage Edc: 35V | Rated voltage Edc: 25V | Rated voltage Edc: 16V |
| 3.3 µF | 3225 | 2.50±0.30 | ±10% | C3225JB1H335K250AA | | | |
| | | | ±20% | C3225JB1H335M250AA | | | |
| | 1608 | 0.80±0.10 | ±10% | | | C1608JB1E475K080AC | C1608JB1C475K080AC |
| | | | ±20% | | | C1608JB1E475M080AC | C1608JB1C475M080AC |
| | 2012 | 0.85±0.15 | ±10% | | C1608JB1V475K080AC | | |
| | | | ±20% | | C1608JB1V475M080AC | | |
| 4.7 µF | 3216 | 1.15±0.15 | ±10% | | | | C2012JB1C475K060AC |
| | | | ±20% | | | | C2012JB1C475M060AC |
| | 2012 | 0.85±0.15 | ±10% | | | C2012JB1E475K085AC | C2012JB1C475K085AB |
| | | | ±20% | | | C2012JB1E475M085AC | C2012JB1C475M085AB |
| | 3216 | 1.60±0.20 | ±10% | C2012JB1H475K125AB | C2012JB1V475K125AC | C2012JB1E475K125AB | C2012JB1C475K125AC |
| | | | ±20% | C2012JB1H475M125AB | C2012JB1V475M125AC | C2012JB1E475M125AB | C2012JB1C475M125AC |
| | 3216 | 1.60±0.20 | ±10% | C3216JB1H475K085AB | C3216JB1V475K085AB | C3216JB1E475K085AB | |
| | | | ±20% | C3216JB1H475M085AB | C3216JB1V475M085AB | C3216JB1E475M085AB | |
| | 3225 | 2.50±0.30 | ±10% | C3216JB1H475K115AB | | | |
| | | | ±20% | C3216JB1H475M115AB | | | |
| | 3225 | 2.50±0.30 | ±10% | C3216JB1H475K160AB | C3216JB1V475K160AB | C3216JB1E475K160AA | |
| | | | ±20% | C3216JB1H475M160AB | C3216JB1V475M160AB | C3216JB1E475M160AA | |
| 6.8 µF | 1608 | 0.80±0.20, -0.10 | ±10% | | | C1608JB1E685K080AC | C1608JB1C685K080AB |
| | | | ±20% | | | C1608JB1E685M080AC | C1608JB1C685M080AB |
| | 2012 | 0.85±0.15 | ±10% | | | | C2012JB1C685K085AC |
| | | | ±20% | | | | C2012JB1C685M085AC |
| | 3216 | 1.60±0.20 | ±10% | C2012JB1V685K125AC | C2012JB1E685K125AC | C2012JB1C685K125AB | |
| | | | ±20% | C2012JB1V685M125AC | C2012JB1E685M125AC | C2012JB1C685M125AB | |
| | 3216 | 1.60±0.20 | ±10% | C3216JB1H685K160AB | C3216JB1V685K160AB | C3216JB1E685K160AB | C3216JB1C685K160AA |
| | | | ±20% | C3216JB1H685M160AB | C3216JB1V685M160AB | C3216JB1E685M160AB | C3216JB1C685M160AA |
| | 3225 | 2.00±0.20 | ±10% | | | C3225JB1E685K200AA | C3225JB1C685K200AA |
| | | | ±20% | | | C3225JB1E685M200AA | C3225JB1C685M200AA |
| | 4532 | 2.50±0.30 | ±10% | C3225JB1H685K250AB | | | |
| | | | ±20% | C3225JB1H685M250AB | | | |
| 10 µF | 1608 | 0.80±0.20, -0.10 | ±10% | | | C1608JB1E106M080AC | C1608JB1C106M080AB |
| | | | ±20% | | | | |
| | 2012 | 0.85±0.15 | ±10% | | C2012JB1V106K085AC | C2012JB1E106K085AC | C2012JB1C106K085AC |
| | | | ±20% | | C2012JB1V106M085AC | C2012JB1E106M085AC | C2012JB1C106M085AC |
| | 3216 | 1.60±0.20 | ±10% | | C2012JB1V106K125AC | C2012JB1E106K125AB | C2012JB1C106K125AB |
| | | | ±20% | | C2012JB1V106M125AC | C2012JB1E106M125AB | C2012JB1C106M125AB |
| | 3216 | 1.60±0.20 | ±10% | C3216JB1E106K085AC | C3216JB1E106K085AC | C3216JB1C106K085AB | |
| | | | ±20% | C3216JB1E106M085AC | C3216JB1E106M085AC | C3216JB1C106M085AB | |
| | 3225 | 2.00±0.20 | ±10% | C3216JB1H106K160AB | C3216JB1V106K160AB | C3216JB1E106K160AB | C3216JB1C106K160AA |
| | | | ±20% | C3216JB1H106M160AB | C3216JB1V106M160AB | C3216JB1E106M160AB | C3216JB1C106M160AA |
| | 4532 | 2.50±0.30 | ±10% | | | | C3225JB1C106K200AA |
| | | | ±20% | | | | C3225JB1C106M200AA |
| 15 µF | 2012 | 1.25±0.20 | ±10% | | | | |
| | | | ±20% | | | | |
| | 3216 | 1.60±0.20 | ±10% | | C2012JB1V156M125AC | C2012JB1E156M125AC | C2012JB1C156M125AC |
| | | | ±20% | | C3216JB1V156M160AC | C3216JB1E156M160AB | C3216JB1C156M160AB |
| | 3225 | 2.50±0.30 | ±10% | | | | C3225JB1C156M250AA |
| | | | ±20% | | | | |
| | 4532 | 2.50±0.30 | ±10% | | | | C4532JB1E156M250KA |
| | | | ±20% | | | | C4532JB1E106M250KA |
| | 3216 | 1.60±0.20 | ±10% | | | | C4532JB1E106M250KA |
| | | | ±20% | | C3216JB1V226M160AC | C3216JB1E226M160AB | C3216JB1C226M160AB |
| | 3225 | 2.50±0.30 | ±10% | | | | C3225JB1C226M250AA |
| | | | ±20% | | | | C4532JB1C226M200KA |
| 4532 | 2.50±0.30 | ±10% | | | | | |
| | | ±20% | | | | | |
| 5750 | 2.50±0.30 | ±10% | | | | C4532JB1E226M250KA | |
| | | ±20% | | | | C5750JB1E226M250KA | |

■ Gray items: These products are not recommended for new designs.

⚠ Please be sure to request delivery specifications that provide further details on the features and specifications of the products for proper and safe use. Please note that the contents may change without any prior notice due to reasons such as upgrading.

MULTILAYER CERAMIC CHIP CAPACITORS


Capacitance range table **Temperature characteristic: JB (-25 to +85°C, ±10%)**

| Capacitance | Dimensions | Thickness (mm) | Capacitance tolerance | Catalog number | |
|-------------|------------|----------------|-----------------------|------------------------|------------------------|
| | | | | Rated voltage Edc: 25V | Rated voltage Edc: 16V |
| 33 µF | 3216 | 1.60±0.20 | ±20% | C3216JB1E336M160AC | C3216JB1C336M160AB |
| | 4532 | 2.50±0.30 | ±20% | | C4532JB1C336M250KA |

| Capacitance | Dimensions | Thickness (mm) | Capacitance tolerance | Catalog number | | |
|-------------|------------|----------------|-----------------------|------------------------|--------------------------|------------------------|
| | | | | Rated voltage Edc: 10V | Rated voltage Edc: 56.3V | Rated voltage Edc: 54V |
| 1 nF | 0402 | 0.20±0.02 | ±10% | C0402JB1A102K020BC | C0402JB0J102K020BC | C0402JB0G102K020BC |
| | | | ±20% | C0402JB1A102M020BC | C0402JB0J102M020BC | C0402JB0G102M020BC |
| 1.5 nF | 0402 | 0.20±0.02 | ±10% | C0402JB1A152K020BC | C0402JB0J152K020BC | C0402JB0G152K020BC |
| | | | ±20% | C0402JB1A152M020BC | C0402JB0J152M020BC | C0402JB0G152M020BC |
| 2.2 nF | 0402 | 0.20±0.02 | ±10% | C0402JB1A222K020BC | C0402JB0J222K020BC | C0402JB0G222K020BC |
| | | | ±20% | C0402JB1A222M020BC | C0402JB0J222M020BC | C0402JB0G222M020BC |
| 6.8 nF | 0603 | 0.30±0.03 | ±10% | C0603JB1A682K030BA | | |
| | | | ±20% | C0603JB1A682M030BA | | |
| 10 nF | 0603 | 0.30±0.03 | ±10% | C0603JB1A103K030BA | | |
| | | | ±20% | C0603JB1A103M030BA | | |
| 15 nF | 0603 | 0.30±0.03 | ±10% | C0603JB1A153K030BC | C0603JB0J153K030BA | |
| | | | ±20% | C0603JB1A153M030BC | C0603JB0J153M030BA | |
| 47 nF | 1005 | 0.50±0.05 | ±10% | C1005JB1A473K050BA | | |
| | | | ±20% | C1005JB1A473M050BA | | |
| 68 nF | 1005 | 0.50±0.05 | ±10% | C1005JB1A683K050BA | | |
| | | | ±20% | C1005JB1A683M050BA | | |
| 100 nF | 0603 | 0.30±0.03 | ±10% | C0603JB1A104K030BC | | |
| | | | ±20% | C0603JB1A104M030BC | | |
| | 1005 | 0.50±0.05 | ±10% | C1005JB1A104K050BA | | |
| | | | ±20% | C1005JB1A104M050BA | | |
| 150 nF | 0603 | 0.30±0.03 | ±10% | C0603JB1A154K030BB | C0603JB0J154K030BB | |
| | | | ±20% | C0603JB1A154M030BB | C0603JB0J154M030BB | |
| 220 nF | 0603 | 0.30±0.03 | ±10% | C0603JB1A224K030BB | C0603JB0J224K030BB | |
| | | | ±20% | C0603JB1A224M030BB | C0603JB0J224M030BB | |
| 330 nF | 0603 | 0.30±0.03 | ±20% | | C0603JB0J334M030BC | |
| | | 0.30±0.05 | ±10% | C0603JB1A334K030BC | | |
| | | | ±20% | C0603JB1A334M030BC | | |
| 470 nF | 0603 | 0.30±0.03 | ±20% | | C0603JB0J474M030BC | |
| | | 0.30±0.05 | ±20% | C0603JB1A474M030BC | | |

■ Gray items: These products are not recommended for new designs.

MULTILAYER CERAMIC CHIP CAPACITORS


Capacitance range table **Temperature characteristic: JB (-25 to +85°C, ±10%)**

| Capacitance | Dimensions | Thickness (mm) | Capacitance tolerance | Catalog number | | |
|-------------|------------|------------------|-----------------------|------------------------|--------------------------|------------------------|
| | | | | Rated voltage Edc: 10V | Rated voltage Edc: 56.3V | Rated voltage Edc: 54V |
| 680 nF | 1608 | 0.80+0.15, -0.10 | ±10% | C1608JB1A684K080AC | | |
| | | | ±20% | C1608JB1A684M080AC | | |
| 1 µF | 1608 | 0.80+0.15, -0.10 | ±10% | C1608JB1A105K080AC | | |
| | | | ±20% | C1608JB1A105M080AC | | |
| 1.5 µF | 1005 | 0.50±0.05 | ±10% | C1005JB1A155K050BC | C1005JB0J155K050BB | |
| | | | ±20% | C1005JB1A155M050BC | C1005JB0J155M050BB | |
| 2.2 µF | 1005 | 0.50±0.05 | ±10% | C1005JB1A225K050BC | C1005JB0J225K050BC | C1005JB0G225K050BB |
| | | | ±20% | C1005JB1A225M050BC | C1005JB0J225M050BC | C1005JB0G225M050BB |
| | 2012 | 0.85±0.15 | ±10% | C2012JB1A225K085AA | | |
| | | | ±20% | C2012JB1A225M085AA | | |
| 3.3 µF | 1005 | 0.50±0.10 | ±10% | C1005JB1A335K050BC | C1005JB0J335K050BC | C1005JB0G335K050BB |
| | | | ±20% | C1005JB1A335M050BC | C1005JB0J335M050BC | C1005JB0G335M050BB |
| | 1608 | 0.80±0.10 | ±10% | C1608JB1A335K080AB | | |
| | | | ±20% | C1608JB1A335M080AB | | |
| 2012 | 1.25±0.20 | ±10% | C2012JB1A335K125AA | | | |
| | | ±20% | C2012JB1A335M125AA | | | |
| 4.7 µF | 1005 | 0.50+0.15, -0.10 | ±10% | C1005JB1A475K050BC | C1005JB0J475K050BC | C1005JB0G475K050BB |
| | | | ±20% | C1005JB1A475M050BC | C1005JB0J475M050BC | C1005JB0G475M050BB |
| | 1608 | 0.80±0.10 | ±10% | C1608JB1A475K080AB | | |
| | | | ±20% | C1608JB1A475M080AB | | |
| | 2012 | 0.60±0.15 | ±10% | C2012JB1A475K060AB | | |
| | | | ±20% | C2012JB1A475M060AB | | |
| 2012 | 1.25±0.20 | ±10% | C2012JB1A475K125AA | | | |
| | | ±20% | C2012JB1A475M125AA | | | |
| 6.8 µF | 1608 | 0.80±0.10 | ±10% | C1608JB1A685K080AC | C1608JB0J685K080AB | |
| | | | ±20% | C1608JB1A685M080AC | C1608JB0J685M080AB | |
| | 2012 | 0.60±0.15 | ±10% | C2012JB1A685K060AC | | |
| 10 µF | 1608 | 0.80±0.10 | ±10% | C1608JB1A106K080AC | C1608JB0J106K080AB | |
| | | | ±20% | C1608JB1A106M080AC | C1608JB0J106M080AB | |
| | 3216 | 1.60±0.20 | ±10% | C3216JB1A106K160AA | | |
| | | | ±20% | C3216JB1A106M160AA | | |
| 15 µF | 1608 | 0.80+0.20, -0.10 | ±20% | C1608JB1A156M080AC | C1608JB0J156M080AC | C1608JB0G156M080AA |
| | | | ±20% | C2012JB1A156M085AC | C2012JB0J156M085AB | |
| | 2012 | 1.25±0.20 | ±20% | C2012JB1A156M125AB | C2012JB0J156M125AC | |
| | | | ±20% | C3225JB1A156M230AA | | |
| 22 µF | 1608 | 0.80+0.20, -0.10 | ±20% | C1608JB1A226M080AC | C1608JB0J226M080AC | C1608JB0G226M080AA |
| | | | ±20% | C2012JB1A226M085AC | C2012JB0J226M085AB | |
| | 2012 | 1.25±0.20 | ±20% | C2012JB1A226M125AB | C2012JB0J226M125AC | |
| | | | ±20% | C3225JB1A226M250AA | | |
| 33 µF | 2012 | 1.25±0.20 | ±20% | C2012JB1A336M125AC | C2012JB0J336M125AC | |
| | | | ±20% | C3216JB1A336M130AC | | |
| | 3216 | 1.60±0.20 | ±20% | C3216JB1A336M160AB | | |
| 47 µF | 2012 | 1.25±0.20 | ±20% | C2012JB1A476M125AC | C2012JB0J476M125AC | |
| | | | ±20% | C3216JB1A476M160AB | C3216JB0J476M160AC | |
| 68 µF | 3216 | 1.60+0.30, -0.10 | ±20% | C3216JB1A686M160AC | C3216JB0J686M160AB | |
| | | | ±20% | C3225JB0J686M200AC | | |
| 100 µF | 3216 | 1.60+0.30, -0.10 | ±20% | C3216JB1A107M160AC | C3216JB0J107M160AB | |
| | | | ±20% | C3225JB0J107M250AC | | |

■ Gray items: These products are not recommended for new designs.

MULTILAYER CERAMIC CHIP CAPACITORS


Capacitance range table **Temperature characteristic: X5R (-55 to +85°C, ±15%)**

| Capacitance | Dimensions | Thickness (mm) | Capacitance tolerance | Catalog number | | |
|-------------|------------|----------------|-----------------------|------------------------|------------------------|------------------------|
| | | | | Rated voltage Edc: 50V | Rated voltage Edc: 25V | Rated voltage Edc: 16V |
| 100 pF | 0402 | 0.20±0.02 | ±10% | | | C0402X5R1C101K020BC |
| | | | ±20% | | | C0402X5R1C101M020BC |
| | 0603 | 0.30±0.03 | ±10% | | C0603X5R1E101K030BA | |
| | | | ±20% | | C0603X5R1E101M030BA | |
| 150 pF | 0402 | 0.20±0.02 | ±10% | | | C0402X5R1C151K020BC |
| | | | ±20% | | | C0402X5R1C151M020BC |
| | 0603 | 0.30±0.03 | ±10% | | C0603X5R1E151K030BA | |
| | | | ±20% | | C0603X5R1E151M030BA | |
| 220 pF | 0402 | 0.20±0.02 | ±10% | | | C0402X5R1C221K020BC |
| | | | ±20% | | | C0402X5R1C221M020BC |
| | 0603 | 0.30±0.03 | ±10% | | C0603X5R1E221K030BA | |
| | | | ±20% | | C0603X5R1E221M030BA | |
| | 1005 | 0.50±0.05 | ±10% | C1005X5R1H221K050BA | | |
| | | | ±20% | C1005X5R1H221M050BA | | |
| 330 pF | 0402 | 0.20±0.02 | ±10% | | | C0402X5R1C331K020BC |
| | | | ±20% | | | C0402X5R1C331M020BC |
| | 0603 | 0.30±0.03 | ±10% | | C0603X5R1E331K030BA | |
| | | | ±20% | | C0603X5R1E331M030BA | |
| | 1005 | 0.50±0.05 | ±10% | C1005X5R1H331K050BA | | |
| | | | ±20% | C1005X5R1H331M050BA | | |
| 470 pF | 0402 | 0.20±0.02 | ±10% | | | C0402X5R1C471K020BC |
| | | | ±20% | | | C0402X5R1C471M020BC |
| | 0603 | 0.30±0.03 | ±10% | | C0603X5R1E471K030BA | |
| | | | ±20% | | C0603X5R1E471M030BA | |
| | 1005 | 0.50±0.05 | ±10% | C1005X5R1H471K050BA | | |
| | | | ±20% | C1005X5R1H471M050BA | | |
| 680 pF | 0402 | 0.20±0.02 | ±10% | | | C0402X5R1C681K020BC |
| | | | ±20% | | | C0402X5R1C681M020BC |
| | 0603 | 0.30±0.03 | ±10% | | C0603X5R1E681K030BA | |
| | | | ±20% | | C0603X5R1E681M030BA | |
| | 1005 | 0.50±0.05 | ±10% | C1005X5R1H681K050BA | | |
| | | | ±20% | C1005X5R1H681M050BA | | |
| 1 nF | 0603 | 0.30±0.03 | ±10% | | C0603X5R1E102K030BA | |
| | | | ±20% | | C0603X5R1E102M030BA | |
| | 1005 | 0.50±0.05 | ±10% | C1005X5R1H102K050BA | | |
| | | | ±20% | C1005X5R1H102M050BA | | |
| | 1608 | 0.80±0.10 | ±10% | C1608X5R1H102K080AA | | |
| | | | | | | |
| 1.5 nF | 0603 | 0.30±0.03 | ±10% | | C0603X5R1E152K030BA | |
| | | | ±20% | | C0603X5R1E152M030BA | |
| | 1005 | 0.50±0.05 | ±10% | C1005X5R1H152K050BA | | |
| | | | ±20% | C1005X5R1H152M050BA | | |

■ Gray items: These products are not recommended for new designs.

MULTILAYER CERAMIC CHIP CAPACITORS

Capacitance range table Temperature characteristic: X5R (-55 to +85°C, ±15%)

| Capacitance | Dimensions | Thickness (mm) | Capacitance tolerance | Catalog number | | | |
|-------------|------------|----------------|-----------------------|------------------------|------------------------|------------------------|------------------------|
| | | | | Rated voltage Edc: 50V | Rated voltage Edc: 35V | Rated voltage Edc: 25V | Rated voltage Edc: 16V |
| 2.2 nF | 0603 | 0.30±0.03 | ±10% | | | C0603X5R1E222K030BA | |
| | | | ±20% | | | C0603X5R1E222M030BA | |
| | 1005 | 0.50±0.05 | ±10% | C1005X5R1H222K050BA | | | |
| | | | ±20% | C1005X5R1H222M050BA | | | |
| | 1608 | 0.80±0.10 | ±10% | C1608X5R1H222K080AA | | | |
| 3.3 nF | 0603 | 0.30±0.03 | ±10% | | | C0603X5R1E332K030BA | |
| | | | ±20% | | | C0603X5R1E332M030BA | |
| | 1005 | 0.50±0.05 | ±10% | C1005X5R1H332K050BA | | | |
| | | | ±20% | C1005X5R1H332M050BA | | | |
| 4.7 nF | 0603 | 0.30±0.03 | ±10% | | | | C0603X5R1C472K030BA |
| | | | ±20% | | | C0603X5R1C472M030BA | |
| | 1005 | 0.50±0.05 | ±10% | C1005X5R1H472K050BA | | | |
| | | | ±20% | C1005X5R1H472M050BA | | | |
| | 1608 | 0.80±0.10 | ±10% | C1608X5R1H472K080AA | | | |
| 6.8 nF | 1005 | 0.50±0.05 | ±10% | C1005X5R1H682K050BA | | | |
| | | | ±20% | C1005X5R1H682M050BA | | | |
| | | | | ±10% | | | |
| | | | ±20% | | | | C0603X5R1C103M030BA |
| 10 nF | 0603 | 0.30±0.03 | ±10% | | | | |
| | | | ±20% | | | | |
| | 1005 | 0.50±0.05 | ±10% | C1005X5R1H103K050BB | | C1005X5R1E103K050BA | |
| | | | ±20% | C1005X5R1H103M050BB | | C1005X5R1E103M050BA | |
| | 1608 | 0.80±0.10 | ±10% | C1608X5R1H103K080AA | | | |
| | | | ±20% | C1608X5R1H103M080AA | | | |
| 15 nF | 1005 | 0.50±0.05 | ±10% | C1005X5R1H153K050BB | | C1005X5R1E153K050BA | C1005X5R1C153K050BA |
| | | | ±20% | C1005X5R1H153M050BB | | C1005X5R1E153M050BA | C1005X5R1C153M050BA |
| | 1608 | 0.80±0.10 | ±10% | C1608X5R1H153K080AA | | | |
| | | | ±20% | C1608X5R1H153M080AA | | | |
| 22 nF | 0603 | 0.30±0.03 | ±10% | | | C0603X5R1E223K030BB | |
| | | | ±20% | | | C0603X5R1E223M030BB | |
| | 1005 | 0.50±0.05 | ±10% | C1005X5R1H223K050BB | | C1005X5R1E223K050BA | C1005X5R1C223K050BA |
| | | | ±20% | C1005X5R1H223M050BB | | C1005X5R1E223M050BA | C1005X5R1C223M050BA |
| | 1608 | 0.80±0.10 | ±10% | C1608X5R1H223K080AA | | | |
| | | | ±20% | C1608X5R1H223M080AA | | | |
| 33 nF | 1005 | 0.50±0.05 | ±10% | C1005X5R1H333K050BB | | C1005X5R1E333K050BA | C1005X5R1C333K050BA |
| | | | ±20% | C1005X5R1H333M050BB | | C1005X5R1E333M050BA | C1005X5R1C333M050BA |
| | 1608 | 0.80±0.10 | ±10% | C1608X5R1H333K080AA | | | |
| | | | ±20% | C1608X5R1H333M080AA | | | |
| 47 nF | 0603 | 0.30±0.03 | ±10% | | | C0603X5R1E473K030BB | |
| | | | ±20% | | | C0603X5R1E473M030BB | |
| | 1005 | 0.50±0.05 | ±10% | C1005X5R1H473K050BB | | C1005X5R1E473K050BA | C1005X5R1C473K050BA |
| | | | ±20% | C1005X5R1H473M050BB | | C1005X5R1E473M050BA | C1005X5R1C473M050BA |
| | 1608 | 0.80±0.10 | ±10% | C1608X5R1H473K080AA | | | |
| | | | ±20% | C1608X5R1H473M080AA | | | |
| 68 nF | 1005 | 0.50±0.05 | ±10% | C1005X5R1H683K050BB | C1005X5R1V683K050BB | C1005X5R1E683K050BC | C1005X5R1C683K050BA |
| | | | ±20% | C1005X5R1H683M050BB | C1005X5R1V683M050BB | C1005X5R1E683M050BC | C1005X5R1C683M050BA |
| | 1608 | 0.80±0.10 | ±10% | C1608X5R1H683K080AA | | | |
| | | | ±20% | C1608X5R1H683M080AA | | | |
| 100 nF | 0603 | 0.30±0.03 | ±10% | | | C0603X5R1E104K030BB | C0603X5R1C104K030BC |
| | | | ±20% | | | C0603X5R1E104M030BB | C0603X5R1C104M030BC |
| | 1005 | 0.50±0.05 | ±10% | C1005X5R1H104K050BB | C1005X5R1V104K050BB | C1005X5R1E104K050BC | C1005X5R1C104K050BA |
| | | | ±20% | C1005X5R1H104M050BB | C1005X5R1V104M050BB | C1005X5R1E104M050BC | C1005X5R1C104M050BA |
| | 1608 | 0.80±0.10 | ±10% | C1608X5R1H104K080AA | | | |
| | | | ±20% | C1608X5R1H104M080AA | | | |
| | 2012 | 0.85±0.15 | ±10% | C2012X5R1H104K085AA | | | |
| | | | ±20% | C2012X5R1H104M085AA | | | |
| 150 nF | 0603 | 0.30±0.03 | ±10% | | | | C0603X5R1C154K030BC |
| | | | ±20% | | | C0603X5R1C154M030BC | |
| | | | | ±10% | | | |
| | | | ±20% | | | | C0603X5R1E154M030BC |
| | 1005 | 0.50±0.05 | ±10% | C1005X5R1E154K050BC | | | C1005X5R1C154K050BB |
| | | | ±20% | C1005X5R1E154M050BC | | | C1005X5R1C154M050BB |
| | 1608 | 0.80±0.10 | ±10% | C1608X5R1H154K080AB | C1608X5R1V154K080AB | C1608X5R1E154K080AA | |
| | | | ±20% | C1608X5R1H154M080AB | C1608X5R1V154M080AB | C1608X5R1E154M080AA | |
| | 2012 | 0.85±0.15 | ±10% | C2012X5R1H154K085AA | | | |
| | | | ±20% | C2012X5R1H154M085AA | | | |

■ Gray items: These products are not recommended for new designs.

⚠ Please be sure to request delivery specifications that provide further details on the features and specifications of the products for proper and safe use. Please note that the contents may change without any prior notice due to reasons such as upgrading.

MULTILAYER CERAMIC CHIP CAPACITORS

Capacitance range table Temperature characteristic: X5R (-55 to +85°C, ±15%)

| Capacitance | Dimensions | Thickness (mm) | Capacitance tolerance | Catalog number | | | |
|-------------|------------|----------------|-----------------------|------------------------|------------------------|------------------------|------------------------|
| | | | | Rated voltage Edc: 50V | Rated voltage Edc: 35V | Rated voltage Edc: 25V | Rated voltage Edc: 16V |
| 220 nF | 0603 | 0.30±0.03 | ±10% | | | | C0603X5R1C224K030BC |
| | | | ±20% | | | | C0603X5R1C224M030BC |
| | 1005 | 0.50±0.05 | ±10% | | | C0603X5R1E224K030BC | C1005X5R1C224K050BB |
| | | | ±20% | | | C0603X5R1E224M030BC | C1005X5R1C224M050BB |
| | 1608 | 0.80±0.10 | ±10% | C1608X5R1H224K080AB | C1608X5R1V224K080AB | C1608X5R1E224K080AA | |
| | | | ±20% | C1608X5R1H224M080AB | C1608X5R1V224M080AB | C1608X5R1E224M080AA | |
| | 2012 | 1.25±0.20 | ±10% | C2012X5R1H224K125AA | | | |
| | | | ±20% | C2012X5R1H224M125AA | | | |
| 330 nF | 1005 | 0.50±0.05 | ±10% | | C1005X5R1V334K050BC | C1005X5R1E334K050BB | |
| | | | ±20% | | C1005X5R1V334M050BC | C1005X5R1E334M050BB | |
| | 1608 | 0.80±0.10 | ±10% | C1608X5R1H334K080AB | C1608X5R1V334K080AB | C1608X5R1E334K080AC | C1608X5R1C334K080AA |
| | | | ±20% | C1608X5R1H334M080AB | C1608X5R1V334M080AB | C1608X5R1E334M080AC | C1608X5R1C334M080AA |
| | 2012 | 1.25±0.20 | ±10% | C2012X5R1H334K125AA | | | |
| | | | ±20% | C2012X5R1H334M125AA | | | |
| 470 nF | 1005 | 0.50±0.05 | ±10% | | C1005X5R1V474K050BC | C1005X5R1E474K050BB | |
| | | | ±20% | | C1005X5R1V474M050BC | C1005X5R1E474M050BB | |
| | 1608 | 0.80±0.10 | ±10% | C1608X5R1H474K080AB | C1608X5R1V474K080AB | C1608X5R1E474K080AC | C1608X5R1C474K080AA |
| | | | ±20% | C1608X5R1H474M080AB | C1608X5R1V474M080AB | C1608X5R1E474M080AC | C1608X5R1C474M080AA |
| | 2012 | 1.25±0.20 | ±10% | C2012X5R1H474K125AB | | | |
| | | | ±20% | C2012X5R1H474M125AB | | | |
| 680 nF | 1005 | 0.50±0.05 | ±10% | | C1005X5R1V684K050BC | C1005X5R1E684K050BC | C1005X5R1C684K050BC |
| | | | ±20% | | C1005X5R1V684M050BC | C1005X5R1E684M050BC | C1005X5R1C684M050BC |
| | 1608 | 0.80±0.10 | ±10% | C1608X5R1H684K080AB | C1608X5R1V684K080AB | C1608X5R1E684K080AC | C1608X5R1C684K080AA |
| | | | ±20% | C1608X5R1H684M080AB | C1608X5R1V684M080AB | C1608X5R1E684M080AC | C1608X5R1C684M080AA |
| | 2012 | 1.25±0.20 | ±10% | C2012X5R1H684K125AB | | C2012X5R1E684K125AA | |
| | | | ±20% | C2012X5R1H684M125AB | | C2012X5R1E684M125AA | |
| 1 µF | 1005 | 0.50±0.05 | ±10% | | C1005X5R1V105K050BC | C1005X5R1E105K050BC | |
| | | | ±20% | | C1005X5R1V105M050BC | C1005X5R1E105M050BC | |
| | 1608 | 0.80±0.10 | ±10% | C1608X5R1H105K080AB | C1608X5R1V105K080AB | C1608X5R1E105K080AC | C1608X5R1C105K080AA |
| | | | ±20% | C1608X5R1H105M080AB | C1608X5R1V105M080AB | C1608X5R1E105M080AC | C1608X5R1C105M080AA |
| | 2012 | 0.85±0.15 | ±10% | C2012X5R1H105K085AB | C2012X5R1V105K085AB | C2012X5R1E105K085AC | C2012X5R1C105K085AA |
| | | | ±20% | C2012X5R1H105M085AB | C2012X5R1V105M085AB | C2012X5R1E105M085AC | C2012X5R1C105M085AA |
| | 3216 | 1.60±0.20 | ±10% | C2012X5R1H105K125AB | | C2012X5R1E105K125AA | |
| | | | ±20% | C2012X5R1H105M125AB | | C2012X5R1E105M125AA | |
| 1.5 µF | 1005 | 0.50±0.05 | ±10% | | | | C1005X5R1C155K050BC |
| | | | ±20% | | | | C1005X5R1C155M050BC |
| | 1608 | 0.80±0.10 | ±10% | | C1005X5R1V155K050BC | C1005X5R1E155K050BC | |
| | | | ±20% | | C1005X5R1V155M050BC | C1005X5R1E155M050BC | |
| | 2012 | 0.85±0.15 | ±10% | C1608X5R1V155K080AC | C1608X5R1E155K080AB | C1608X5R1C155K080AB | |
| | | | ±20% | C1608X5R1V155M080AC | C1608X5R1E155M080AB | C1608X5R1C155M080AB | |
| | 3216 | 1.60±0.20 | ±10% | C2012X5R1E155K085AC | | | |
| | | | ±20% | C2012X5R1E155M085AC | | | |
| | 3216 | 1.60±0.20 | ±10% | C2012X5R1H155K125AB | C2012X5R1V155K125AB | C2012X5R1E155K125AA | C2012X5R1C155K125AA |
| | | | ±20% | C2012X5R1H155M125AB | C2012X5R1V155M125AB | C2012X5R1E155M125AA | C2012X5R1C155M125AA |
| 2.2 µF | 1005 | 0.50±0.05 | ±10% | | | | C1005X5R1C225K050BC |
| | | | ±20% | | | | C1005X5R1C225M050BC |
| | 1608 | 0.80±0.10 | ±10% | | C1005X5R1V225K050BC | C1005X5R1E225K050BC | |
| | | | ±20% | | C1005X5R1V225M050BC | C1005X5R1E225M050BC | |
| | 2012 | 0.85±0.15 | ±10% | C1608X5R1V225K080AC | C1608X5R1E225K080AB | C1608X5R1C225K080AB | |
| | | | ±20% | C1608X5R1V225M080AC | C1608X5R1E225M080AB | C1608X5R1C225M080AB | |
| | 3216 | 1.60±0.20 | ±10% | C2012X5R1H225K085AB | C2012X5R1V225K085AB | C2012X5R1E225K085AC | C2012X5R1C225K085AC |
| | | | ±20% | C2012X5R1H225M085AB | C2012X5R1V225M085AB | C2012X5R1E225M085AC | C2012X5R1C225M085AC |
| | 3216 | 1.60±0.20 | ±10% | C2012X5R1H225K125AB | C2012X5R1V225K125AB | C2012X5R1E225K125AC | C2012X5R1C225K125AA |
| | | | ±20% | C2012X5R1H225M125AB | C2012X5R1V225M125AB | C2012X5R1E225M125AC | C2012X5R1C225M125AA |

■ Gray items: These products are not recommended for new designs.


⚠ Please be sure to request delivery specifications that provide further details on the features and specifications of the products for proper and safe use. Please note that the contents may change without any prior notice due to reasons such as upgrading.

MULTILAYER CERAMIC CHIP CAPACITORS

Capacitance range table Temperature characteristic: X5R (-55 to +85°C, ±15%)

| Capacitance | Dimensions | Thickness (mm) | Capacitance tolerance | Catalog number | | | | |
|-------------|------------------|------------------|-----------------------|------------------------|------------------------|------------------------|------------------------|---------------------|
| | | | | Rated voltage Edc: 50V | Rated voltage Edc: 35V | Rated voltage Edc: 25V | Rated voltage Edc: 16V | |
| 2.2 µF | 3216 | 1.60±0.20 | ±10% | C3216X5R1H225K160AB | | C3216X5R1E225K160AA | | |
| | | | ±20% | C3216X5R1H225M160AB | | C3216X5R1E225M160AA | | |
| | 3225 | 2.50±0.30 | ±10% | C3225X5R1H225K250AB | | | | |
| | | | ±20% | C3225X5R1H225M250AB | | | | |
| 1608 | 0.80±0.10 | | ±10% | | | C1608X5R1E335K080AC | C1608X5R1C335K080AC | |
| | | | ±20% | | | C1608X5R1E335M080AC | C1608X5R1C335M080AC | |
| | 0.80+0.20, -0.10 | | ±10% | | C1608X5R1V335K080AC | | | |
| | | | ±20% | | C1608X5R1V335M080AC | | | |
| 3.3 µF | 2012 | 0.60±0.15 | ±10% | | | | C2012X5R1C335K060AC | |
| | | | ±20% | | | | C2012X5R1C335M060AC | |
| | 0.85±0.15 | | ±10% | | | C2012X5R1E335K085AC | C2012X5R1C335K085AB | |
| | | | ±20% | | | C2012X5R1E335M085AC | C2012X5R1C335M085AB | |
| 3216 | 1.60±0.20 | | ±10% | C2012X5R1H335K125AB | C2012X5R1V335K125AC | C2012X5R1E335K125AB | C2012X5R1C335K125AC | |
| | | | ±20% | C2012X5R1H335M125AB | C2012X5R1V335M125AC | C2012X5R1E335M125AB | C2012X5R1C335M125AC | |
| | 3225 | 2.50±0.30 | ±10% | C3216X5R1H335K160AB | C3216X5R1V335K160AB | C3216X5R1E335K160AA | | |
| | | | ±20% | C3216X5R1H335M160AB | C3216X5R1V335M160AB | C3216X5R1E335M160AA | | |
| 1608 | 0.80±0.10 | | ±10% | | | C1608X5R1E475K080AC | C1608X5R1C475K080AC | |
| | | | ±20% | | | C1608X5R1E475M080AC | C1608X5R1C475M080AC | |
| | 0.80+0.20, -0.10 | | ±10% | | C1608X5R1V475K080AC | | | |
| | | | ±20% | | C1608X5R1V475M080AC | | | |
| 2012 | 0.60±0.15 | | ±10% | | | | C2012X5R1C475K060AC | |
| | | | ±20% | | | | C2012X5R1C475M060AC | |
| | 0.85±0.15 | | ±10% | | | C2012X5R1E475K085AC | C2012X5R1C475K085AB | |
| | | | ±20% | | | C2012X5R1E475M085AC | C2012X5R1C475M085AB | |
| 4.7 µF | 2012 | 1.25±0.20 | ±10% | C2012X5R1H475K125AB | C2012X5R1V475K125AC | C2012X5R1E475K125AB | C2012X5R1C475K125AC | |
| | | | ±20% | C2012X5R1H475M125AB | C2012X5R1V475M125AC | C2012X5R1E475M125AB | C2012X5R1C475M125AC | |
| | 0.85±0.15 | | ±10% | C3216X5R1H475K085AB | C3216X5R1V475K085AB | C3216X5R1E475K085AB | | |
| | | | ±20% | C3216X5R1H475M085AB | C3216X5R1V475M085AB | C3216X5R1E475M085AB | | |
| 3216 | 1.15±0.15 | | ±10% | | | C3216X5R1E475K115AB | C3216X5R1C475K115AA | |
| | | | ±20% | | | C3216X5R1E475M115AB | C3216X5R1C475M115AA | |
| | 1.60±0.20 | | ±10% | C3216X5R1H475K160AB | C3216X5R1V475K160AB | C3216X5R1E475K160AA | | |
| | | | ±20% | C3216X5R1H475M160AB | C3216X5R1V475M160AB | C3216X5R1E475M160AA | | |
| 3225 | 2.50±0.30 | | ±10% | C3225X5R1H475K250AB | | | | |
| | | | ±20% | C3225X5R1H475M250AB | | | | |
| | 1608 | 0.80+0.20, -0.10 | | ±10% | | | C1608X5R1E685K080AC | C1608X5R1C685K080AB |
| | | | | ±20% | | | C1608X5R1E685M080AC | C1608X5R1C685M080AB |
| 2012 | 0.85±0.15 | | ±10% | | | | C2012X5R1C685K085AC | |
| | | | ±20% | | | | C2012X5R1C685M085AC | |
| | 1.25±0.20 | | ±10% | | C2012X5R1V685K125AC | C2012X5R1E685K125AC | | |
| | | | ±20% | | C2012X5R1V685M125AC | C2012X5R1E685M125AC | | |
| 6.8 µF | 3216 | 1.60±0.20 | ±10% | C3216X5R1H685K160AB | C3216X5R1V685K160AB | C3216X5R1E685K160AB | C3216X5R1C685K160AA | |
| | | | ±20% | C3216X5R1H685M160AB | C3216X5R1V685M160AB | C3216X5R1E685M160AB | C3216X5R1C685M160AA | |
| | 3225 | 2.00±0.20 | ±10% | | | | C3225X5R1C685K200AA | |
| | | | ±20% | | | | C3225X5R1C685M200AA | |
| 4532 | 2.50±0.30 | | ±10% | C3225X5R1H685K250AB | | C3225X5R1E685K250AA | | |
| | | | ±20% | C3225X5R1H685M250AB | | C3225X5R1E685M250AA | | |
| | 1608 | 0.80+0.20, -0.10 | | ±10% | | | C1608X5R1E106M080AC | C1608X5R1C106M080AB |
| | | | | ±20% | | | C1608X5R1E106K085AC | C1608X5R1C106K085AB |
| 2012 | 0.85±0.15 | | ±10% | | C2012X5R1V106M085AC | C2012X5R1E106M085AC | C2012X5R1C106M085AC | |
| | | | ±20% | | C2012X5R1V106K125AC | C2012X5R1E106K125AB | C2012X5R1C106K125AB | |
| | 1.25±0.20 | | ±10% | | C2012X5R1V106M125AC | C2012X5R1E106M125AB | | |
| | | | ±20% | | C2012X5R1V106K125AC | C2012X5R1E106K125AB | | |
| 3216 | 0.85±0.15 | | ±10% | | | C3216X5R1E106K085AC | | |
| | | | ±20% | | | C3216X5R1E106M085AC | | |
| | 1.60±0.20 | | ±10% | C3216X5R1H106K160AB | C3216X5R1V106K160AB | C3216X5R1E106K160AB | C3216X5R1C106K160AA | |
| | | | ±20% | C3216X5R1H106M160AB | C3216X5R1V106M160AB | C3216X5R1E106M160AB | C3216X5R1C106M160AA | |

■ Gray items: These products are not recommended for new designs.

 Please be sure to request delivery specifications that provide further details on the features and specifications of the products for proper and safe use. Please note that the contents may change without any prior notice due to reasons such as upgrading.

MULTILAYER CERAMIC CHIP CAPACITORS


Capacitance range table **Temperature characteristic: X5R (-55 to +85°C, ±15%)**

| Capacitance | Dimensions | Thickness (mm) | Capacitance tolerance | Catalog number | | | |
|-------------|------------|----------------|-----------------------|------------------------|------------------------|------------------------|------------------------|
| | | | | Rated voltage Edc: 50V | Rated voltage Edc: 35V | Rated voltage Edc: 25V | Rated voltage Edc: 16V |
| 10 µF | 3225 | 2.00±0.20 | ±10% | | | | C3225X5R1C106K200AA |
| | | | ±20% | | | | C3225X5R1C106M200AA |
| | 2.50±0.30 | ±10% | C3225X5R1H106K250AB | | C3225X5R1E106K250AA | | |
| | | ±20% | C3225X5R1H106M250AB | | C3225X5R1E106M250AA | | |
| | 4532 | 2.50±0.30 | ±10% | | | C4532X5R1E106K250KA | |
| | | | ±20% | | | C4532X5R1E106M250KA | |
| 5750 | 2.30±0.20 | ±10% | C5750X5R1H106K230KA | | | | |
| | | ±20% | C5750X5R1H106M230KA | | | | |
| 15 µF | 2012 | 1.25±0.20 | ±20% | | C2012X5R1V156M125AC | C2012X5R1E156M125AC | C2012X5R1C156M125AC |
| | 3216 | 1.60±0.20 | ±20% | | C3216X5R1V156M160AC | C3216X5R1E156M160AB | C3216X5R1C156M160AB |
| | 3225 | 2.50±0.30 | ±20% | | | | C3225X5R1C156M250AA |
| | 4532 | 2.50±0.30 | ±20% | | | C4532X5R1E156M250KA | |
| | | | ±20% | | | C4532X5R1E156M280KA | |
| | 2.80±0.30 | ±20% | | | | | |
| | | | | | | | |
| 22 µF | 2012 | 1.25±0.20 | ±10% | | | | C2012X5R1C226M085AC |
| | | | ±20% | | | | C2012X5R1C226K125AC |
| | 3216 | 1.60±0.20 | ±20% | | C2012X5R1V226M125AC | C2012X5R1E226M125AC | C2012X5R1C226M125AC |
| | | | ±20% | | C3216X5R1V226M160AC | C3216X5R1E226M160AB | C3216X5R1C226M160AB |
| | 3225 | 2.50±0.30 | ±10% | | | | C3225X5R1C226K250AA |
| | | | ±20% | | | | C3225X5R1C226M250AA |
| 4532 | 2.50±0.30 | ±20% | | | C4532X5R1E226M250KA | | |
| | | ±20% | | | | C4532X5R1C226M200KA | |
| 33 µF | 4532 | 2.50±0.30 | ±20% | | | | C4532X5R1C226M230KA |
| | | | ±20% | | | | C4532X5R1C226M200KA |
| | 5750 | 2.00±0.20 | ±20% | | | | C4532X5R1E226M250KA |
| | | | ±20% | | | | C5750X5R1E226M230KA |
| | 5750 | 2.50±0.30 | ±20% | | | | C5750X5R1E226M250KA |
| | | | ±20% | | | | C5750X5R1E226M230KA |
| 3216 | 1.60±0.20 | ±20% | | | C3216X5R1E336M160AC | C3216X5R1C336M160AB | |
| 47 µF | 3216 | 1.60±0.20 | ±20% | | | | C4532X5R1C336M250KA |
| | | | ±20% | | | | C5750X5R1C336M200KA |
| 5750 | 2.00±0.20 | ±20% | | | | | |
| | | ±20% | | | | | |
| 47 µF | 5750 | 2.30±0.20 | ±20% | | | C3216X5R1E476M160AC | C3216X5R1C476M160AB |
| | | | ±20% | | | | C5750X5R1C476M230KA |

| Capacitance | Dimensions | Thickness (mm) | Capacitance tolerance | Catalog number | | |
|-------------|------------|----------------|-----------------------|------------------------|--------------------------|------------------------|
| | | | | Rated voltage Edc: 10V | Rated voltage Edc: 56.3V | Rated voltage Edc: 54V |
| 1 nF | 0402 | 0.20±0.02 | ±10% | C0402X5R1A102K020BC | C0402X5R0J102K020BC | C0402X5R0G102K020BC |
| | | | ±20% | C0402X5R1A102M020BC | C0402X5R0J102M020BC | C0402X5R0G102M020BC |
| 1.5 nF | 0402 | 0.20±0.02 | ±10% | C0402X5R1A152K020BC | C0402X5R0J152K020BC | C0402X5R0G152K020BC |
| | | | ±20% | C0402X5R1A152M020BC | C0402X5R0J152M020BC | C0402X5R0G152M020BC |
| 2.2 nF | 0402 | 0.20±0.02 | ±10% | C0402X5R1A222K020BC | C0402X5R0J222K020BC | C0402X5R0G222K020BC |
| | | | ±20% | C0402X5R1A222M020BC | C0402X5R0J222M020BC | C0402X5R0G222M020BC |
| 6.8 nF | 0603 | 0.30±0.03 | ±10% | C0603X5R1A682K030BA | | |
| | | | ±20% | C0603X5R1A682M030BA | | |
| 10 nF | 0603 | 0.30±0.03 | ±10% | C0603X5R1A103K030BA | | |
| | | | ±20% | C0603X5R1A103M030BA | | |
| 15 nF | 0603 | 0.30±0.03 | ±10% | C0603X5R1A153K030BC | C0603X5R0J153K030BA | |
| | | | ±20% | C0603X5R1A153M030BC | C0603X5R0J153M030BA | |

■ Gray items: These products are not recommended for new designs.

Capacitance range table **Temperature characteristic: X5R (-55 to +85°C, ±15%)**

| Capacitance | Dimensions | Thickness (mm) | Capacitance tolerance | Catalog number | | |
|-------------|------------|------------------|-----------------------|----------------------------|----------------------------|----------------------------|
| | | | | Rated voltage Edc: 10V | Rated voltage Edc: 56.3V | Rated voltage Edc: 54V |
| 47 nF | 1005 | 0.50±0.05 | ±10% | C1005X5R1A473K050BA | | |
| | | | ±20% | C1005X5R1A473M050BA | | |
| 68 nF | 1005 | 0.50±0.05 | ±10% | C1005X5R1A683K050BA | | |
| | | | ±20% | C1005X5R1A683M050BA | | |
| 100 nF | 0603 | 0.30±0.03 | ±10% | C0603X5R1A104K030BC | | |
| | | | ±20% | C0603X5R1A104M030BC | | |
| | 1005 | 0.50±0.05 | ±10% | C1005X5R1A104K050BA | C1005X5R0J104K050BA | |
| | | | ±20% | C1005X5R1A104M050BA | | |
| 150 nF | 0603 | 0.30±0.03 | ±10% | C0603X5R1A154K030BB | C0603X5R0J154K030BB | |
| | | | ±20% | C0603X5R1A154M030BB | C0603X5R0J154M030BB | |
| 220 nF | 0603 | 0.30±0.03 | ±10% | C0603X5R1A224K030BB | C0603X5R0J224K030BB | |
| | | | ±20% | C0603X5R1A224M030BB | C0603X5R0J224M030BB | |
| 330 nF | 0603 | 0.30±0.03 | ±10% | C0603X5R1A334K030BC | | |
| | | | ±20% | C0603X5R1A334M030BC | | |
| | 0603 | 0.30±0.05 | ±10% | | | C0603X5R0J474M030BC |
| | | | ±20% | | | |
| 470 nF | 1608 | 0.80+0.15, -0.10 | ±10% | C1608X5R1A474K080AA | | |
| | | | ±20% | C1608X5R1A474M080AA | | |
| 680 nF | 1005 | 0.50±0.05 | ±10% | C1005X5R1A684K050BB | C1005X5R0J684K050BB | |
| | | | ±20% | C1005X5R1A684M050BB | C1005X5R0J684M050BB | |
| | 1608 | 0.80+0.15, -0.10 | ±10% | C1608X5R1A684K080AC | | |
| | | | ±20% | C1608X5R1A684M080AC | | |
| 1 µF | 1608 | 0.80+0.15, -0.10 | ±10% | C1608X5R1A105K080AC | | |
| | | | ±20% | C1608X5R1A105M080AC | | |
| 1.5 µF | 1005 | 0.50±0.05 | ±10% | C1005X5R1A155K050BC | C1005X5R0J155K050BB | |
| | | | ±20% | C1005X5R1A155M050BC | C1005X5R0J155M050BB | |
| 2.2 µF | 1005 | 0.50±0.05 | ±10% | C1005X5R1A225K050BC | C1005X5R0J225K050BC | C1005X5R0G225K050BB |
| | | | ±20% | C1005X5R1A225M050BC | C1005X5R0J225M050BC | C1005X5R0G225M050BB |
| | 2012 | 0.85±0.15 | ±10% | C2012X5R1A225K085AA | C2012X5R0J225K085AA | |
| | | | ±20% | C2012X5R1A225M085AA | C2012X5R0J225M085AA | |
| 3.3 µF | 1005 | 0.50±0.10 | ±10% | C1005X5R1A335K050BC | C1005X5R0J335K050BC | C1005X5R0G335K050BB |
| | | | ±20% | C1005X5R1A335M050BC | C1005X5R0J335M050BC | C1005X5R0G335M050BB |
| | 2012 | 1.25±0.20 | ±10% | C2012X5R1A335K125AA | | |
| | | | ±20% | C2012X5R1A335M125AA | | |
| 4.7 µF | 1005 | 0.50+0.15, -0.10 | ±10% | C1005X5R1A475K050BC | C1005X5R0J475K050BC | C1005X5R0G475K050BB |
| | | | ±20% | C1005X5R1A475M050BC | C1005X5R0J475M050BC | C1005X5R0G475M050BB |


■ Gray items: These products are not recommended for new designs.

MULTILAYER CERAMIC CHIP CAPACITORS

Capacitance range table Temperature characteristic: X5R (-55 to +85°C, ±15%)

| Capacitance | Dimensions | Thickness (mm) | Capacitance tolerance | Catalog number | | |
|-------------|------------|------------------|-----------------------|------------------------|--------------------------|------------------------|
| | | | | Rated voltage Edc: 10V | Rated voltage Edc: 56.3V | Rated voltage Edc: 54V |
| 4.7 µF | 2012 | 0.60±0.15 | ±10% | C2012X5R1A475K060AB | | |
| | | | ±20% | C2012X5R1A475M060AB | | |
| | | 1.25±0.20 | ±10% | C2012X5R1A475K125AA | | |
| | | | ±20% | C2012X5R1A475M125AA | | |
| 6.8 µF | 1608 | 0.80±0.10 | ±10% | C1608X5R1A685K080AC | C1608X5R0J685K080AB | |
| | | | ±20% | C1608X5R1A685M080AC | C1608X5R0J685M080AB | |
| | | 0.60±0.15 | ±10% | C2012X5R1A685K060AC | | |
| | | | ±20% | C2012X5R1A685M060AC | | |
| 10 µF | 2012 | 0.85±0.15 | ±10% | C2012X5R1A685K085AB | C2012X5R0J685K085AB | |
| | | | ±20% | C2012X5R1A685M085AB | C2012X5R0J685M085AB | |
| | | 0.80±0.10 | ±10% | C1608X5R1A106K080AC | C1608X5R0J106K080AB | |
| | | | ±20% | C1608X5R1A106M080AC | C1608X5R0J106M080AB | |
| 15 µF | 1608 | 0.85±0.15 | ±10% | C2012X5R1A106K085AB | C2012X5R0J106K085AB | |
| | | | ±20% | C2012X5R1A106M085AB | C2012X5R0J106M085AB | |
| | | 0.80+0.20, -0.10 | ±20% | C1608X5R1A156M080AC | C1608X5R0J156M080AC | C1608X5R0G156M080AA |
| | | | ±20% | C2012X5R1A156M085AC | C2012X5R0J156M085AB | |
| 22 µF | 2012 | 1.25±0.20 | ±20% | C2012X5R1A156M125AB | C2012X5R0J156M125AC | |
| | | | ±20% | C3225X5R1A156M230AA | | |
| | | 0.80+0.20, -0.10 | ±20% | C1608X5R1A226M080AC | C1608X5R0J226M080AC | C1608X5R0G226M080AA |
| | | | ±20% | C2012X5R1A226M085AC | C2012X5R0J226M085AB | |
| 33 µF | 1608 | 0.85±0.15 | ±10% | C2012X5R1A226K125AB | C2012X5R0J226K125AB | |
| | | | ±20% | C2012X5R1A226M125AB | C2012X5R0J226M125AC | |
| | | 2.00±0.20 | ±20% | C3225X5R0J226M200AA | | |
| | | | ±20% | C3225X5R0J226M200AA | | |
| 47 µF | 3216 | 2.30±0.20 | ±20% | C3225X5R1A226M230AA | | |
| | | | ±20% | C4532X5R1A226M230KA | | |
| | | 2.30±0.20 | ±20% | C2012X5R1A336M125AC | C2012X5R0J336M125AC | |
| | | | ±20% | C3216X5R0J336M130AC | | |
| 68 µF | 3216 | 1.60±0.20 | ±20% | C3216X5R1A336M160AB | | |
| | | | ±20% | C3225X5R1A336M200AC | C3225X5R0J336M200AA | |
| | | 2.50±0.30 | ±20% | C3225X5R0J336M250AA | | |
| | | | ±20% | C4532X5R1A336M230KA | | |
| 100 µF | 2012 | 1.25±0.20 | ±20% | C2012X5R1A476M125AC | C2012X5R0J476M125AC | C2012X5R0G476M125AB |
| | | | ±20% | C3216X5R1A476M160AB | C3216X5R0J476M160AC | |
| | | 2.50±0.30 | ±20% | C3225X5R1A476M250AC | C3225X5R0J476M250AA | |
| | | | ±20% | C4532X5R0J476M250KA | | |
| 150 µF | 4532 | 2.80±0.30 | ±20% | C4532X5R1A476M280KA | | |
| | | | ±20% | C3216X5R1A686M160AC | C3216X5R0J686M160AB | |
| | | 1.60+0.30, -0.10 | ±20% | C3225X5R0J686M200AC | | |
| | | | ±20% | C4532X5R0J686M280KA | | |
| 220 µF | 5750 | 2.30±0.20 | ±20% | C5750X5R1A686M230KA | | |
| | | | ±20% | C3216X5R1A107M160AC | C3216X5R0J107M160AB | C3216X5R0G107M160AB |
| | | 2.50±0.30 | ±20% | C3225X5R0J107M250AC | | |
| | | | ±20% | C4532X5R1A107M280KC | C4532X5R0J107M280KA | |
| 330 µF | 5750 | 2.80±0.30 | ±20% | C5750X5R1A107M280KC | C5750X5R0J107M280KA | |

■ Gray items: These products are not recommended for new designs.


 Please be sure to request delivery specifications that provide further details on the features and specifications of the products for proper and safe use. Please note that the contents may change without any prior notice due to reasons such as upgrading.

MULTILAYER CERAMIC CHIP CAPACITORS

Capacitance range table Temperature characteristic: X6S (-55 to +105°C, ±22%)

| Capacitance | Dimensions | Thickness (mm) | Capacitance tolerance | Catalog number | | | |
|-------------|------------|------------------|-----------------------|------------------------|------------------------|------------------------|------------------------|
| | | | | Rated voltage Edc: 50V | Rated voltage Edc: 35V | Rated voltage Edc: 25V | Rated voltage Edc: 16V |
| 2.2 nF | 0603 | 0.30±0.03 | ±10% | | | C0603X6S1E222K030BA | C0603X6S1C222K030BA |
| | | | ±20% | | | C0603X6S1E222M030BA | C0603X6S1C222M030BA |
| 4.7 nF | 0603 | 0.30±0.03 | ±10% | | | | C0603X6S1C472K030BA |
| | | | ±20% | | | | C0603X6S1C472M030BA |
| 10 nF | 1005 | 0.50±0.05 | ±10% | C1005X6S1H103K050BB | | | |
| | | | ±20% | C1005X6S1H103M050BB | | | |
| 15 nF | 1005 | 0.50±0.05 | ±10% | C1005X6S1H153K050BB | | | |
| | | | ±20% | C1005X6S1H153M050BB | | | |
| 22 nF | 0603 | 0.30±0.03 | ±10% | | | | C0603X6S1C223K030BC |
| | | | ±20% | | | | C0603X6S1C223M030BC |
| | 1005 | 0.50±0.05 | ±10% | C1005X6S1H223K050BB | | | |
| | | | ±20% | C1005X6S1H223M050BB | | | |
| 33 nF | 1005 | 0.50±0.05 | ±10% | C1005X6S1H333K050BB | | | |
| | | | ±20% | C1005X6S1H333M050BB | | | |
| 47 nF | 0603 | 0.30±0.03 | ±10% | | | | C0603X6S1C473K030BC |
| | | | ±20% | | | | C0603X6S1C473M030BC |
| | 1005 | 0.50±0.05 | ±10% | C1005X6S1H473K050BB | | | |
| | | | ±20% | C1005X6S1H473M050BB | | | |
| 68 nF | 1005 | 0.50±0.05 | ±10% | C1005X6S1H683K050BB | C1005X6S1V683K050BB | C1005X6S1E683K050BC | |
| | | | ±20% | C1005X6S1H683M050BB | C1005X6S1V683M050BB | C1005X6S1E683M050BC | |
| 100 nF | 0603 | 0.30±0.03 | ±10% | | | | C0603X6S1C104K030BC |
| | | | ±20% | | | | C0603X6S1C104M030BC |
| | 1005 | 0.50±0.05 | ±10% | C1005X6S1H104K050BB | C1005X6S1V104K050BB | C1005X6S1E104K050BC | |
| | | | ±20% | C1005X6S1H104M050BB | C1005X6S1V104M050BB | C1005X6S1E104M050BC | |
| 150 nF | 1005 | 0.50±0.05 | ±10% | | | C1005X6S1E154K050BC | C1005X6S1C154K050BB |
| | | | ±20% | | | C1005X6S1E154M050BC | C1005X6S1C154M050BB |
| | 1608 | 0.80±0.10 | ±10% | C1608X6S1H154K080AB | C1608X6S1V154K080AB | | |
| | | | ±20% | C1608X6S1H154M080AB | C1608X6S1V154M080AB | | |
| 220 nF | 1005 | 0.50±0.05 | ±10% | | | C1005X6S1E224K050BC | C1005X6S1C224K050BB |
| | | | ±20% | | | C1005X6S1E224M050BC | C1005X6S1C224M050BB |
| | 1608 | 0.80±0.10 | ±10% | C1608X6S1H224K080AB | C1608X6S1V224K080AB | | |
| | | | ±20% | C1608X6S1H224M080AB | C1608X6S1V224M080AB | | |
| 330 nF | 1005 | 0.50±0.05 | ±10% | | | | C1005X6S1C334K050BC |
| | | | ±20% | | | | C1005X6S1C334M050BC |
| | 1608 | 0.80±0.10 | ±10% | C1608X6S1H334K080AB | C1608X6S1V334K080AB | C1608X6S1E334K080AB | |
| | | | ±20% | C1608X6S1H334M080AB | C1608X6S1V334M080AB | C1608X6S1E334M080AB | |
| 470 nF | 1005 | 0.50±0.05 | ±10% | | | | C1005X6S1C474K050BC |
| | | | ±20% | | | | C1005X6S1C474M050BC |
| | 1608 | 0.80±0.10 | ±10% | C1608X6S1H474K080AB | C1608X6S1V474K080AB | C1608X6S1E474K080AB | |
| | | | ±20% | C1608X6S1H474M080AB | C1608X6S1V474M080AB | C1608X6S1E474M080AB | |
| | 2012 | 1.25±0.20 | ±10% | C2012X6S1H474K125AB | | | |
| | | | ±20% | C2012X6S1H474M125AB | | | |
| 680 nF | 1005 | 0.50±0.05 | ±10% | | | | C1005X6S1C684K050BC |
| | | | ±20% | | | | C1005X6S1C684M050BC |
| | 1608 | 0.80±0.10 | ±10% | C1608X6S1H684K080AC | C1608X6S1V684K080AB | C1608X6S1E684K080AB | C1608X6S1C684K080AC |
| | | | ±20% | C1608X6S1H684M080AC | C1608X6S1V684M080AB | C1608X6S1E684M080AB | C1608X6S1C684M080AC |
| | 2012 | 1.25±0.20 | ±10% | C2012X6S1H684K125AB | | | |
| | | | ±20% | C2012X6S1H684M125AB | | | |
| 1 μF | 1005 | 0.50±0.05 | ±10% | | | | C1005X6S1C105K050BC |
| | | | ±20% | | | | C1005X6S1C105M050BC |
| | 1608 | 0.80±0.10 | ±10% | C1608X6S1H105K080AC | C1608X6S1V105K080AB | C1608X6S1E105K080AB | C1608X6S1C105K080AC |
| | | | ±20% | C1608X6S1H105M080AC | C1608X6S1V105M080AB | C1608X6S1E105M080AB | C1608X6S1C105M080AC |
| | 2012 | 0.85±0.15 | ±10% | C2012X6S1H105K085AB | C2012X6S1V105K085AB | C2012X6S1E105K085AB | |
| | | | ±20% | C2012X6S1H105M085AB | C2012X6S1V105M085AB | C2012X6S1E105M085AB | |
| | | 1.25±0.20 | ±10% | C2012X6S1H105K125AB | | | |
| | | | ±20% | C2012X6S1H105M125AB | | | |
| 1.5 μF | 1005 | 0.50+0.15, -0.10 | ±10% | | | | C1005X6S1C155K050BC |
| | | | ±20% | | | | C1005X6S1C155M050BC |
| | 1608 | 0.80±0.10 | ±10% | | | | C1608X6S1C155K080AC |
| | | | ±20% | | | | C1608X6S1C155M080AC |
| | 2012 | 1.25±0.20 | ±10% | C2012X6S1H155K125AB | C2012X6S1V155K125AB | C2012X6S1E155K125AB | |
| | | | ±20% | C2012X6S1H155M125AB | C2012X6S1V155M125AB | C2012X6S1E155M125AB | |
| | 3216 | 1.60±0.20 | ±10% | C3216X6S1H155K160AB | C3216X6S1V155K160AB | | |
| | | | ±20% | C3216X6S1H155M160AB | C3216X6S1V155M160AB | | |

■ Gray items: These products are not recommended for new designs.

 Please be sure to request delivery specifications that provide further details on the features and specifications of the products for proper and safe use. Please note that the contents may change without any prior notice due to reasons such as upgrading.

MULTILAYER CERAMIC CHIP CAPACITORS TDK

Capacitance range table Temperature characteristic: X6S (-55 to +105°C, ±22%)

| Capacitance | Dimensions | Thickness (mm) | Capacitance tolerance | Catalog number | | | |
|-------------|------------|------------------|-----------------------|------------------------|------------------------|------------------------|------------------------|
| | | | | Rated voltage Edc: 50V | Rated voltage Edc: 35V | Rated voltage Edc: 25V | Rated voltage Edc: 16V |
| 2.2 µF | 1005 | 0.50+0.15, -0.10 | ±10% | | | | C1005X6S1C225K050BC |
| | | | ±20% | | | | C1005X6S1C225M050BC |
| | 1608 | 0.80±0.10 | ±10% | | | | C1608X6S1C225K080AC |
| | | | ±20% | | | | C1608X6S1C225M080AC |
| | 2012 | 0.85±0.15 | ±10% | C2012X6S1H225K085AC | C2012X6S1V225K085AB | C2012X6S1E225K085AB | C2012X6S1C225K085AB |
| | | | ±20% | C2012X6S1H225M085AC | C2012X6S1V225M085AB | C2012X6S1E225M085AB | C2012X6S1C225M085AB |
| | | 1.25±0.20 | ±10% | C2012X6S1H225K125AB | C2012X6S1V225K125AB | C2012X6S1E225K125AC | |
| | | | ±20% | C2012X6S1H225M125AB | C2012X6S1V225M125AB | C2012X6S1E225M125AC | |
| 3216 | 1.60±0.20 | ±10% | C3216X6S1H225K160AB | C3216X6S1V225K160AB | | | |
| | | ±20% | C3216X6S1H225M160AB | C3216X6S1V225M160AB | | | |
| 3.3 µF | 1608 | 0.80+0.20, -0.10 | ±10% | | | | C1608X6S1C335K080AC |
| | | | ±20% | | | | C1608X6S1C335M080AC |
| | 2012 | 1.25±0.20 | ±10% | C2012X6S1H335K125AC | C2012X6S1V335K125AB | C2012X6S1E335K125AC | C2012X6S1C335K125AC |
| | | | ±20% | C2012X6S1H335M125AC | C2012X6S1V335M125AB | C2012X6S1E335M125AC | C2012X6S1C335M125AC |
| | 3216 | 1.60±0.20 | ±10% | C3216X6S1H335K160AB | C3216X6S1V335K160AB | | |
| | | | ±20% | C3216X6S1H335M160AB | C3216X6S1V335M160AB | | |
| 4.7 µF | 1608 | 0.80+0.20, -0.10 | ±10% | | | | C1608X6S1C475K080AC |
| | | | ±20% | | | | C1608X6S1C475M080AC |
| | 2012 | 0.85±0.15 | ±10% | | | | C2012X6S1C475K085AC |
| | | | ±20% | | | | C2012X6S1C475M085AC |
| | | 1.25±0.20 | ±10% | C2012X6S1H475K125AC | C2012X6S1V475K125AB | C2012X6S1E475K125AC | C2012X6S1C475K125AC |
| | | | ±20% | C2012X6S1H475M125AC | C2012X6S1V475M125AB | C2012X6S1E475M125AC | C2012X6S1C475M125AC |
| | 3216 | 0.85±0.15 | ±10% | | C3216X6S1V475K085AC | C3216X6S1E475K085AB | |
| | | | ±20% | | C3216X6S1V475M085AC | C3216X6S1E475M085AB | |
| | | 1.60±0.20 | ±10% | C3216X6S1H475K160AB | C3216X6S1V475K160AB | C3216X6S1E475K160AB | |
| | | | ±20% | C3216X6S1H475M160AB | C3216X6S1V475M160AB | C3216X6S1E475M160AB | |
| 3225 | 2.50±0.30 | ±10% | C3225X6S1H475K250AB | | | | |
| | | ±20% | C3225X6S1H475M250AB | | | | |
| 6.8 µF | 2012 | 1.25±0.20 | ±10% | | | | C2012X6S1C685K125AC |
| | | | ±20% | | | | C2012X6S1C685M125AC |
| | 3216 | 1.60±0.20 | ±10% | | C3216X6S1V685K160AC | C3216X6S1E685K160AB | C3216X6S1C685K160AC |
| | | | ±20% | | C3216X6S1V685M160AC | C3216X6S1E685M160AB | C3216X6S1C685M160AC |
| | 3225 | 2.50±0.30 | ±10% | C3225X6S1H685K250AC | C3225X6S1V685K250AC | C3225X6S1E685K250AB | |
| | | | ±20% | C3225X6S1H685M250AC | C3225X6S1V685M250AC | C3225X6S1E685M250AB | |
| 10 µF | 2012 | 0.85±0.15 | ±10% | | | | C2012X6S1C106K085AC |
| | | | ±20% | | | | C2012X6S1C106M085AC |
| | | 1.25±0.20 | ±10% | | | | C2012X6S1C106K125AC |
| | | | ±20% | | | | C2012X6S1C106M125AC |
| | 3216 | 0.85±0.15 | ±10% | | | | C3216X6S1C106K085AC |
| | | | ±20% | | | | C3216X6S1C106M085AC |
| | | 1.60±0.20 | ±10% | | C3216X6S1V106K160AC | C3216X6S1E106K160AB | C3216X6S1C106K160AB |
| | | | ±20% | | C3216X6S1V106M160AC | C3216X6S1E106M160AB | C3216X6S1C106M160AB |
| 3225 | 2.50±0.30 | ±10% | C3225X6S1H106K250AC | C3225X6S1V106K250AC | C3225X6S1E106K250AC | | |
| | | ±20% | C3225X6S1H106M250AC | C3225X6S1V106M250AC | C3225X6S1E106M250AC | | |
| 15 µF | 2012 | 1.25±0.20 | ±20% | | | | C2012X6S1C156M125AC |
| | | | ±20% | | | | C3216X6S1C156M160AC |
| 22 µF | 2012 | 1.25±0.20 | ±20% | | | | C2012X6S1C226M125AC |
| | | | ±20% | | | | C3216X6S1C226M160AC |
| 3225 | 2.50±0.30 | 0.20±0.02 | ±20% | | | | C3225X6S1C226M250AC |

| Capacitance | Dimensions | Thickness (mm) | Capacitance tolerance | Catalog number | | |
|-------------|------------|----------------|-----------------------|------------------------|--------------------------|------------------------|
| | | | | Rated voltage Edc: 10V | Rated voltage Edc: 56.3V | Rated voltage Edc: 54V |
| 100 pF | 0402 | 0.20±0.02 | ±10% | C0402X6S1A101K020BC | C0402X6S0J101K020BC | C0402X6S0G101K020BC |
| | | | ±20% | C0402X6S1A101M020BC | C0402X6S0J101M020BC | C0402X6S0G101M020BC |
| 150 pF | 0402 | 0.20±0.02 | ±10% | C0402X6S1A151K020BC | C0402X6S0J151K020BC | C0402X6S0G151K020BC |
| | | | ±20% | C0402X6S1A151M020BC | C0402X6S0J151M020BC | C0402X6S0G151M020BC |
| 220 pF | 0402 | 0.20±0.02 | ±10% | C0402X6S1A221K020BC | C0402X6S0J221K020BC | C0402X6S0G221K020BC |
| | | | ±20% | C0402X6S1A221M020BC | C0402X6S0J221M020BC | C0402X6S0G221M020BC |
| 330 pF | 0402 | 0.20±0.02 | ±10% | C0402X6S1A331K020BC | C0402X6S0J331K020BC | C0402X6S0G331K020BC |
| | | | ±20% | C0402X6S1A331M020BC | C0402X6S0J331M020BC | C0402X6S0G331M020BC |

■ Gray items: These products are not recommended for new designs.

⚠ Please be sure to request delivery specifications that provide further details on the features and specifications of the products for proper and safe use. Please note that the contents may change without any prior notice due to reasons such as upgrading.

MULTILAYER CERAMIC CHIP CAPACITORS 

Capacitance range table Temperature characteristic: X6S (-55 to +105°C, ±22%)

| Capacitance | Dimensions | Thickness (mm) | Capacitance tolerance | Catalog number | | |
|-------------|------------|------------------|-----------------------|------------------------|--------------------------|------------------------|
| | | | | Rated voltage Edc: 10V | Rated voltage Edc: 56.3V | Rated voltage Edc: 54V |
| 470 pF | 0402 | 0.20±0.02 | ±10% | C0402X6S1A471K020BC | C0402X6S0J471K020BC | C0402X6S0G471K020BC |
| | | | ±20% | C0402X6S1A471M020BC | C0402X6S0J471M020BC | C0402X6S0G471M020BC |
| 680 pF | 0402 | 0.20±0.02 | ±10% | C0402X6S1A681K020BC | C0402X6S0J681K020BC | C0402X6S0G681K020BC |
| | | | ±20% | C0402X6S1A681M020BC | C0402X6S0J681M020BC | C0402X6S0G681M020BC |
| 2.2 nF | 0603 | 0.30±0.03 | ±10% | C0603X6S1A222K030BA | C0603X6S0J222K030BA | |
| | | | ±20% | C0603X6S1A222M030BA | C0603X6S0J222M030BA | |
| 4.7 nF | 0603 | 0.30±0.03 | ±10% | C0603X6S1A472K030BA | C0603X6S0J472K030BA | |
| | | | ±20% | C0603X6S1A472M030BA | C0603X6S0J472M030BA | |
| 10 nF | 0603 | 0.30±0.03 | ±10% | C0603X6S1A103K030BA | C0603X6S0J103K030BA | |
| | | | ±20% | C0603X6S1A103M030BA | C0603X6S0J103M030BA | |
| 22 nF | 0603 | 0.30±0.03 | ±10% | C0603X6S1A223K030BB | | |
| | | | ±20% | C0603X6S1A223M030BB | | |
| 47 nF | 0603 | 0.30±0.03 | ±10% | C0603X6S1A473K030BB | | |
| | | | ±20% | C0603X6S1A473M030BB | | |
| 100 nF | 0603 | 0.30±0.03 | ±10% | | C0603X6S0J104K030BC | |
| | | | ±20% | | C0603X6S0J104M030BC | |
| | 1005 | 0.50±0.05 | ±10% | | C1005X6S0J104K050BA | C1005X6S0G104K050BA |
| | | | ±20% | | C1005X6S0J104M050BA | C1005X6S0G104M050BA |
| 150 nF | 0603 | 0.30±0.03 | ±10% | | C0603X6S0J154K030BC | C0603X6S0G154K030BB |
| | | | ±20% | | C0603X6S0J154M030BC | C0603X6S0G154M030BB |
| | 0603 | 0.30±0.05 | ±10% | C0603X6S1A154K030BC | | |
| | | | ±20% | C0603X6S1A154M030BC | | |
| 220 nF | 0603 | 0.30±0.03 | ±10% | | C0603X6S0J224K030BC | C0603X6S0G224K030BB |
| | | | ±20% | | C0603X6S0J224M030BC | C0603X6S0G224M030BB |
| | 0603 | 0.30±0.05 | ±10% | C0603X6S1A224K030BC | | |
| | | | ±20% | C0603X6S1A224M030BC | | |
| 330 nF | 0603 | 0.30±0.05 | ±10% | | | C0603X6S0G334K030BC |
| | | | ±20% | | | C0603X6S0G334M030BC |
| | 1005 | 0.50±0.05 | ±10% | C1005X6S1A334K050BC | C1005X6S0J334K050BC | C1005X6S0G334K050BB |
| | | | ±20% | C1005X6S1A334M050BC | C1005X6S0J334M050BC | C1005X6S0G334M050BB |
| 470 nF | 0603 | 0.30±0.05 | ±20% | | | C0603X6S0G474M030BC |
| | | | ±10% | C1005X6S1A474K050BC | | C1005X6S0G474K050BB |
| | 1005 | 0.50±0.05 | ±20% | C1005X6S1A474M050BC | | C1005X6S0G474M050BB |
| | | | ±10% | C1005X6S1A684K050BC | | C1005X6S0G684K050BB |
| 680 nF | 1005 | 0.50±0.05 | ±20% | C1005X6S1A684M050BC | | C1005X6S0G684M050BB |
| | | | ±10% | C1005X6S1A105K050BC | | |
| | 1005 | 0.50±0.05 | ±20% | C1005X6S1A105M050BC | | |
| | | | ±10% | C1608X6S1A105K080AC | C1608X6S0J105K080AC | |
| 1 µF | 1608 | 0.80+0.15, -0.10 | ±20% | C1608X6S1A105M080AC | C1608X6S0J105M080AC | |
| | | | ±10% | | C1005X6S0J155K050BC | C1005X6S0G155K050BC |
| | 1005 | 0.50±0.05 | ±20% | | C1005X6S0J155M050BC | C1005X6S0G155M050BC |
| | | | ±10% | C1005X6S1A155K050BC | | |
| 1.5 µF | 1005 | 0.50±0.10 | ±20% | C1005X6S1A155M050BC | | |
| | | | ±10% | C1608X6S1A155K080AB | C1608X6S0J155K080AB | |
| | 1608 | 0.80±0.10 | ±20% | C1608X6S1A155M080AB | C1608X6S0J155M080AB | |
| | | | ±10% | | C1005X6S0J225K050BC | C1005X6S0G225K050BC |
| 2.2 µF | 1005 | 0.50±0.05 | ±20% | | C1005X6S0J225M050BC | C1005X6S0G225M050BC |
| | | | ±10% | C1005X6S1A225K050BC | | |
| | 1005 | 0.50±0.10 | ±20% | C1005X6S1A225M050BC | | |
| | | | ±10% | C1608X6S1A225K080AB | C1608X6S0J225K080AB | |
| 3.3 µF | 1608 | 0.80±0.10 | ±20% | C1608X6S1A225M080AB | C1608X6S0J225M080AB | |
| | | | ±10% | | | C1005X6S0G335K050BC |
| | 1005 | 0.50±0.10 | ±20% | | | C1005X6S0G335M050BC |
| | | | ±10% | C1608X6S1A335K080AC | C1608X6S0J335K080AB | |
| 4.7 µF | 1608 | 0.80±0.10 | ±20% | C1608X6S1A335M080AC | C1608X6S0J335M080AB | |
| | | | ±10% | | | C1005X6S0G475M050BC |
| | 1005 | 0.50+0.15, -0.10 | ±20% | | | |
| | | | ±10% | C1608X6S1A475K080AC | C1608X6S0J475K080AB | |
| 1608 | 0.80±0.10 | ±20% | C1608X6S1A475M080AC | C1608X6S0J475M080AB | | |

■ Gray items: These products are not recommended for new designs.

⚠ Please be sure to request delivery specifications that provide further details on the features and specifications of the products for proper and safe use. Please note that the contents may change without any prior notice due to reasons such as upgrading.

MULTILAYER CERAMIC CHIP CAPACITORS


Capacitance range table **Temperature characteristic: X6S (–55 to +105°C, ±22%)**

| Capacitance | Dimensions | Thickness (mm) | Capacitance tolerance | Catalog number | | | |
|------------------|------------------|------------------|-----------------------|------------------------|--------------------------|------------------------|---------------------|
| | | | | Rated voltage Edc: 10V | Rated voltage Edc: 56.3V | Rated voltage Edc: 54V | |
| 4.7 µF | 2012 | 0.85±0.15 | ±10% | C2012X6S1A475K085AB | | | |
| | | | ±20% | C2012X6S1A475M085AB | | | |
| | | 1.25±0.20 | ±10% | | C2012X6S0J475K125AB | | |
| | ±20% | | | C2012X6S0J475M125AB | | | |
| | 1608 | 0.80±0.10 | ±10% | | | C1608X6S0G685K080AC | |
| | | | ±20% | | | C1608X6S0G685M080AC | |
| 0.80+0.20, -0.10 | | ±10% | C1608X6S1A685K080AC | C1608X6S0J685K080AB | | | |
| | | ±20% | C1608X6S1A685M080AC | C1608X6S0J685M080AB | | | |
| 6.8 µF | 2012 | 0.85±0.15 | ±10% | C2012X6S1A685K085AC | C2012X6S0J685K085AB | | |
| | | | ±20% | C2012X6S1A685M085AC | C2012X6S0J685M085AB | | |
| | | 1.25±0.20 | ±10% | C2012X6S1A685K125AB | | | |
| | | | ±20% | C2012X6S1A685M125AB | | | |
| | 3216 | 0.85±0.15 | ±10% | C3216X6S1A685K085AB | | | |
| | | | ±20% | C3216X6S1A685M085AB | | | |
| | 1608 | 0.80±0.10 | ±10% | | | C1608X6S0G106K080AB | |
| | | | ±20% | | | C1608X6S0G106M080AC | |
| | | 0.80+0.20, -0.10 | ±20% | C1608X6S1A106M080AC | C1608X6S0J106M080AC | | |
| | | | | | | | |
| | 10 µF | 2012 | 0.85±0.15 | ±10% | C2012X6S1A106K085AC | C2012X6S0J106K085AC | |
| | | | | ±20% | C2012X6S1A106M085AC | C2012X6S0J106M085AC | |
| 1.25±0.20 | | | ±10% | C2012X6S1A106K125AB | C2012X6S0J106K125AB | | |
| | | | ±20% | C2012X6S1A106M125AB | C2012X6S0J106M125AB | | |
| 3216 | | 0.85±0.15 | ±10% | C3216X6S1A106K085AB | | | |
| | | | ±20% | C3216X6S1A106M085AB | | | |
| | | 1.60±0.20 | ±10% | | C3216X6S0J106K160AC | | |
| | | | ±20% | | C3216X6S0J106M160AC | | |
| 15 µF | 2012 | 0.85±0.15 | ±20% | | | C2012X6S0G156M085AC | |
| | | | | ±20% | C2012X6S1A156M125AC | C2012X6S0J156M125AB | |
| | 3216 | 1.60±0.20 | ±20% | C3216X6S1A156M160AB | C3216X6S0J156M160AB | | |
| | | | | | | | |
| 1608 | 0.80+0.20, -0.10 | ±20% | | | C1608X6S0G226M080AC | | |
| 22 µF | 2012 | 0.85±0.15 | ±20% | | C2012X6S0J226M085AC | C2012X6S0G226M085AC | |
| | | | | ±20% | C2012X6S1A226M125AC | C2012X6S0J226M125AB | C2012X6S0G226M125AC |
| | 3216 | 1.60±0.20 | ±20% | C3216X6S1A226M160AB | C3216X6S0J226M160AB | | |
| 33 µF | 2012 | 1.25±0.20 | ±20% | | | C2012X6S0G336M125AC | |
| | 3216 | 1.60±0.20 | ±20% | C3216X6S1A336M160AC | C3216X6S0J336M160AB | | |
| 47 µF | 2012 | 1.25±0.20 | ±20% | | | C2012X6S0G476M125AC | |
| | 3216 | 1.60±0.20 | ±20% | C3216X6S1A476M160AC | C3216X6S0J476M160AB | C3216X6S0G476M160AC | |
| 68 µF | 3216 | 1.60+0.30, -0.10 | ±20% | | | C3216X6S0G686M160AC | |
| | | | | | | C3216X6S0G107M160AC | |
| 100 µF | 3225 | 2.50±0.30 | ±20% | | C3225X6S0J107M250AC | C3225X6S0G107M250AC | |
| | | | | | | | |
| | 4532 | 2.80±0.30 | ±20% | | C4532X6S0J107M280KC | | |

■ Gray items: These products are not recommended for new designs.

Capacitance range table **Temperature characteristic: X7R (–55 to +125°C, ±15%)**

| Capacitance | Dimensions | Thickness (mm) | Capacitance tolerance | Catalog number | |
|-------------|------------|----------------|-----------------------|------------------------|------------------------|
| | | | | Rated voltage Edc: 50V | Rated voltage Edc: 25V |
| 100 pF | 0603 | 0.30±0.03 | ±10% | | C0603X7R1E101K030BA |
| | | | ±20% | | C0603X7R1E101M030BA |
| 150 pF | 0603 | 0.30±0.03 | ±10% | | C0603X7R1E151K030BA |
| | | | ±20% | | C0603X7R1E151M030BA |
| 220 pF | 0603 | 0.30±0.03 | ±10% | | C0603X7R1E221K030BA |
| | | | ±20% | | C0603X7R1E221M030BA |
| | 1005 | 0.50±0.05 | ±10% | C1005X7R1H221K050BA | |
| | | | ±20% | C1005X7R1H221M050BA | |
| 330 pF | 0603 | 0.30±0.03 | ±10% | | C0603X7R1E331K030BA |
| | | | ±20% | | C0603X7R1E331M030BA |
| | 1005 | 0.50±0.05 | ±10% | C1005X7R1H331K050BA | |
| | | | ±20% | C1005X7R1H331M050BA | |
| 470 pF | 0603 | 0.30±0.03 | ±10% | | C0603X7R1E471K030BA |
| | | | ±20% | | C0603X7R1E471M030BA |
| | 1005 | 0.50±0.05 | ±10% | C1005X7R1H471K050BA | |
| | | | ±20% | C1005X7R1H471M050BA | |

■ Gray items: These products are not recommended for new designs.

⚠ Please be sure to request delivery specifications that provide further details on the features and specifications of the products for proper and safe use. Please note that the contents may change without any prior notice due to reasons such as upgrading.

MULTILAYER CERAMIC CHIP CAPACITORS



Capacitance range table

Temperature characteristic: X7R (-55 to +125°C, ±15%)

| Capacitance | Dimensions | Thickness (mm) | Capacitance tolerance | Catalog number | | | |
|-------------|------------|----------------|-----------------------|------------------------|------------------------|------------------------|------------------------|
| | | | | Rated voltage Edc: 50V | Rated voltage Edc: 35V | Rated voltage Edc: 25V | Rated voltage Edc: 16V |
| 680 pF | 0603 | 0.30±0.03 | ±10% | | | C0603X7R1E681K030BA | |
| | | | ±20% | | | C0603X7R1E681M030BA | |
| | 1005 | 0.50±0.05 | ±10% | C1005X7R1H681K050BA | | | |
| | | | ±20% | C1005X7R1H681M050BA | | | |
| 1 nF | 0603 | 0.30±0.03 | ±10% | | | C0603X7R1E102K030BA | |
| | | | ±20% | | | C0603X7R1E102M030BA | |
| | | | | | | C0603X7R1E102K030BA | |
| | 1005 | 0.50±0.05 | ±10% | C1005X7R1H102K050BA | | C1005X7R1E102K050BA | |
| | | | ±20% | C1005X7R1H102M050BA | | | |
| | 1608 | 0.80±0.10 | ±10% | C1608X7R1H102K080AA | | | |
| | | | ±20% | | | | |
| 1.5 nF | 0603 | 0.30±0.03 | ±10% | | | C0603X7R1E152K030BA | |
| | | | ±20% | | | C0603X7R1E152M030BA | |
| | | | | | | | |
| | 1005 | 0.50±0.05 | ±10% | C1005X7R1H152K050BA | | | |
| | | | ±20% | C1005X7R1H152M050BA | | | |
| 2.2 nF | 0603 | 0.30±0.03 | ±10% | | | C0603X7R1E222K030BA | C0603X7R1C222K030BA |
| | | | ±20% | | | C0603X7R1E222M030BA | C0603X7R1C222M030BA |
| | | | | | | | |
| | 1005 | 0.50±0.05 | ±10% | C1005X7R1H222K050BA | | | |
| | | | ±20% | C1005X7R1H222M050BA | | | |
| | 1608 | 0.80±0.10 | ±10% | C1608X7R1H222K080AA | | | |
| | | | ±20% | | | | |
| 3.3 nF | 0603 | 0.30±0.03 | ±10% | | | C0603X7R1E332K030BA | |
| | | | ±20% | | | C0603X7R1E332M030BA | |
| | | | | | | | |
| | 1005 | 0.50±0.05 | ±10% | C1005X7R1H332K050BA | | | |
| | | | ±20% | C1005X7R1H332M050BA | | | |
| 4.7 nF | 0603 | 0.30±0.03 | ±10% | | | | C0603X7R1C472K030BA |
| | | | ±20% | | | | C0603X7R1C472M030BA |
| | | | | | | | |
| | 1005 | 0.50±0.05 | ±10% | C1005X7R1H472K050BA | | | |
| | | | ±20% | C1005X7R1H472M050BA | | | |
| | 1608 | 0.80±0.10 | ±10% | C1608X7R1H472K080AA | | | |
| | | | ±20% | | | | |
| 6.8 nF | 1005 | 0.50±0.05 | ±10% | C1005X7R1H682K050BA | | | |
| | | | ±20% | C1005X7R1H682M050BA | | | |
| 10 nF | 1005 | 0.50±0.05 | ±10% | C1005X7R1H103K050BB | C1005X7R1V103K050BB | C1005X7R1E103K050BB | C1005X7R1C103K050BA |
| | | | ±20% | C1005X7R1H103M050BB | C1005X7R1V103M050BB | C1005X7R1E103M050BB | |
| | | | | | | | |
| | 1608 | 0.80±0.10 | ±10% | C1608X7R1H103K080AA | | C1608X7R1E103K080AA | |
| | | | ±20% | C1608X7R1H103M080AA | | | |
| 15 nF | 1005 | 0.50±0.05 | ±10% | C1005X7R1H153K050BB | C1005X7R1V153K050BB | | |
| | | | ±20% | C1005X7R1H153M050BB | C1005X7R1V153M050BB | | |
| | | | | | | | |
| | 1608 | 0.80±0.10 | ±10% | C1608X7R1H153K080AA | | | |
| | | | ±20% | C1608X7R1H153M080AA | | | |
| 22 nF | 1005 | 0.50±0.05 | ±10% | C1005X7R1H223K050BB | C1005X7R1V223K050BB | C1005X7R1E223K050BB | |
| | | | ±20% | C1005X7R1H223M050BB | C1005X7R1V223M050BB | C1005X7R1E223M050BB | |
| | | | | | | | |
| | 1608 | 0.80±0.10 | ±10% | C1608X7R1H223K080AA | | | |
| | | | ±20% | C1608X7R1H223M080AA | | | |
| 33 nF | 1005 | 0.50±0.05 | ±10% | C1005X7R1H333K050BB | C1005X7R1V333K050BB | | |
| | | | ±20% | C1005X7R1H333M050BB | C1005X7R1V333M050BB | | |
| | | | | | | | |
| | 1608 | 0.80±0.10 | ±10% | C1608X7R1H333K080AA | | | |
| | | | ±20% | C1608X7R1H333M080AA | | | |
| 47 nF | 1005 | 0.50±0.05 | ±10% | C1005X7R1H473K050BB | C1005X7R1V473K050BB | C1005X7R1E473K050BC | C1005X7R1C473K050BC |
| | | | ±20% | C1005X7R1H473M050BB | C1005X7R1V473M050BB | C1005X7R1E473M050BC | C1005X7R1C473M050BC |
| | | | | | | | |
| | 1608 | 0.80±0.10 | ±10% | C1608X7R1H473K080AA | | | |
| | | | ±20% | C1608X7R1H473M080AA | | | |
| 68 nF | 1005 | 0.50±0.05 | ±10% | C1005X7R1H683K050BB | C1005X7R1V683K050BB | C1005X7R1E683K050BB | C1005X7R1C683K050BC |
| | | | ±20% | C1005X7R1H683M050BB | C1005X7R1V683M050BB | C1005X7R1E683M050BB | C1005X7R1C683M050BC |
| | | | | | | | |
| | 1608 | 0.80±0.10 | ±10% | C1608X7R1H683K080AA | | | |
| | | | ±20% | C1608X7R1H683M080AA | | | |
| 100 nF | 1005 | 0.50±0.05 | ±10% | C1005X7R1H104K050BB | C1005X7R1V104K050BB | C1005X7R1E104K050BB | C1005X7R1C104K050BC |
| | | | ±20% | C1005X7R1H104M050BB | C1005X7R1V104M050BB | C1005X7R1E104M050BB | C1005X7R1C104M050BC |
| | | | | | | | |
| | 1608 | 0.80±0.10 | ±10% | C1608X7R1H104K080AA | | C1608X7R1E104K080AA | |
| | | | ±20% | C1608X7R1H104M080AA | | C1608X7R1E104M080AA | |
| | 2012 | 0.85±0.15 | ±10% | C2012X7R1H104K085AA | | | |
| | | | ±20% | C2012X7R1H104M085AA | | | |
| 150 nF | 1005 | 0.50±0.05 | ±10% | | C1005X7R1V154K050BC | C1005X7R1E154K050BB | C1005X7R1C154K050BC |
| | | | ±20% | | C1005X7R1V154M050BC | C1005X7R1E154M050BB | C1005X7R1C154M050BC |
| | | | | | | | |
| | 1608 | 0.80±0.10 | ±10% | C1608X7R1H154K080AB | C1608X7R1V154K080AB | C1608X7R1E154K080AA | |
| | | | ±20% | C1608X7R1H154M080AB | C1608X7R1V154M080AB | C1608X7R1E154M080AA | |
| | 2012 | 0.85±0.15 | ±10% | C2012X7R1H154K085AA | | | |
| | | | ±20% | C2012X7R1H154M085AA | | | |

■ Gray items: These products are not recommended for new designs.

⚠ Please be sure to request delivery specifications that provide further details on the features and specifications of the products for proper and safe use. Please note that the contents may change without any prior notice due to reasons such as upgrading.

MULTILAYER CERAMIC CHIP CAPACITORS

Capacitance range table Temperature characteristic: X7R (-55 to +125°C, ±15%)

| Capacitance | Dimensions | Thickness (mm) | Capacitance tolerance | Catalog number | | | |
|-------------|------------|----------------|-----------------------|------------------------|------------------------|------------------------|------------------------|
| | | | | Rated voltage Edc: 50V | Rated voltage Edc: 35V | Rated voltage Edc: 25V | Rated voltage Edc: 16V |
| 150 nF | 2012 | 1.25±0.20 | ±10% | C2012X7R1H154K125AA | | | |
| | | | ±20% | C2012X7R1H154M125AA | | | |
| | 1005 | 0.50±0.05 | ±10% | | C1005X7R1V224K050BC | C1005X7R1E224K050BB | C1005X7R1C224K050BC |
| | | | ±20% | | C1005X7R1V224M050BC | C1005X7R1E224M050BB | C1005X7R1C224M050BC |
| 220 nF | 1608 | 0.80±0.10 | ±10% | C1608X7R1H224K080AB | C1608X7R1V224K080AB | C1608X7R1E224K080AC | C1608X7R1C224K080AC |
| | | | ±20% | C1608X7R1H224M080AB | C1608X7R1V224M080AB | C1608X7R1E224M080AC | C1608X7R1C224M080AC |
| | 2012 | 1.25±0.20 | ±10% | C2012X7R1H224K125AA | | | |
| | | | ±20% | C2012X7R1H224M125AA | | | |
| 330 nF | 3216 | 1.15±0.15 | ±10% | C3216X7R1H224K115AA | | | |
| | | | ±20% | C3216X7R1H224M115AA | | | |
| | 1608 | 0.80±0.10 | ±10% | C1608X7R1H334K080AC | C1608X7R1V334K080AB | C1608X7R1E334K080AC | C1608X7R1C334K080AC |
| | | | ±20% | C1608X7R1H334M080AC | C1608X7R1V334M080AB | C1608X7R1E334M080AC | C1608X7R1C334M080AC |
| 470 nF | 2012 | 1.25±0.20 | ±10% | C2012X7R1H334K125AA | | | |
| | | | ±20% | C2012X7R1H334M125AA | | | |
| | 3216 | 1.60±0.20 | ±10% | C3216X7R1H334K160AA | | | |
| | | | ±20% | C3216X7R1H334M160AA | | | |
| 680 nF | 1608 | 0.80±0.10 | ±10% | C1608X7R1H474K080AC | C1608X7R1V474K080AB | C1608X7R1E474K080AB | C1608X7R1C474K080AC |
| | | | ±20% | C1608X7R1H474M080AC | C1608X7R1V474M080AB | C1608X7R1E474M080AB | C1608X7R1C474M080AC |
| | 2012 | 1.25±0.20 | ±10% | C2012X7R1H474K125AB | C2012X7R1V474K125AB | C2012X7R1E474K125AA | |
| | | | ±20% | C2012X7R1H474M125AB | C2012X7R1V474M125AB | C2012X7R1E474M125AA | |
| 1 µF | 3216 | 1.60±0.20 | ±10% | C3216X7R1H474K160AA | | | |
| | | | ±20% | C3216X7R1H474M160AA | | | |
| | 1608 | 0.80±0.10 | ±10% | | C1608X7R1V684K080AC | C1608X7R1E684K080AB | C1608X7R1C684K080AC |
| | | | ±20% | | C1608X7R1V684M080AC | C1608X7R1E684M080AB | C1608X7R1C684M080AC |
| 1.5 µF | 2012 | 1.25±0.20 | ±10% | C2012X7R1H684K125AB | C2012X7R1V684K125AB | C2012X7R1E684K125AB | C2012X7R1C684K125AA |
| | | | ±20% | C2012X7R1H684M125AB | C2012X7R1V684M125AB | C2012X7R1E684M125AB | C2012X7R1C684M125AA |
| | 3216 | 1.60±0.20 | ±10% | C3216X7R1H684K160AA | | | |
| | | | ±20% | C3216X7R1H684M160AA | | | |
| 2.2 µF | 1608 | 0.80±0.10 | ±10% | | C1608X7R1V105K080AC | C1608X7R1E105K080AB | C1608X7R1C105K080AC |
| | | | ±20% | | C1608X7R1V105M080AC | C1608X7R1E105M080AB | C1608X7R1C105M080AC |
| | 2012 | 0.85±0.15 | ±10% | C2012X7R1H105K085AC | C2012X7R1V105K085AB | C2012X7R1E105K085AB | C2012X7R1C105K085AC |
| | | | ±20% | C2012X7R1H105M085AC | C2012X7R1V105M085AB | C2012X7R1E105M085AB | C2012X7R1C105M085AC |
| 1.5 µF | 2012 | 1.25±0.20 | ±10% | C2012X7R1H105K125AB | C2012X7R1V105K125AB | C2012X7R1E105K125AB | C2012X7R1C105K125AA |
| | | | ±20% | C2012X7R1H105M125AB | C2012X7R1V105M125AB | C2012X7R1E105M125AB | C2012X7R1C105M125AA |
| | 3216 | 0.85±0.15 | ±10% | | C3216X7R1E105K085AA | | |
| | | | ±20% | | C3216X7R1E105M085AA | | |
| 2.2 µF | 3216 | 1.60±0.20 | ±10% | C3216X7R1H105K160AA | | | |
| | | | ±20% | C3216X7R1H105M160AA | | | |
| | 3225 | 1.60±0.20 | ±10% | C3225X7R1H105K160AA | | | |
| | | | ±20% | C3225X7R1H105M160AA | | | |
| 1.5 µF | 4532 | 1.60±0.20 | ±10% | C4532X7R1H105K160KA | | | |
| | | | ±20% | C4532X7R1H105M160KA | | | |
| | 2012 | 1.25±0.20 | ±10% | C2012X7R1H155K125AC | C2012X7R1V155K125AB | C2012X7R1E155K125AC | C2012X7R1C155K125AB |
| | | | ±20% | C2012X7R1H155M125AC | C2012X7R1V155M125AB | C2012X7R1E155M125AC | C2012X7R1C155M125AB |
| 1.5 µF | 3216 | 1.60±0.20 | ±10% | C3216X7R1H155K160AB | C3216X7R1V155K160AB | C3216X7R1E155K160AA | |
| | | | ±20% | C3216X7R1H155M160AB | C3216X7R1V155M160AB | C3216X7R1E155M160AA | |
| | 3225 | 2.00±0.20 | ±10% | C3225X7R1H155K200AA | | | |
| | | | ±20% | C3225X7R1H155M200AA | | | |
| 2.2 µF | 2012 | 0.85±0.15 | ±10% | | C2012X7R1V225K085AC | C2012X7R1E225K085AB | C2012X7R1C225K085AB |
| | | | ±20% | | C2012X7R1V225M085AC | C2012X7R1E225M085AB | C2012X7R1C225M085AB |
| | 3216 | 1.60±0.20 | ±10% | C2012X7R1H225K125AC | C2012X7R1V225K125AB | C2012X7R1E225K125AB | C2012X7R1C225K125AB |
| | | | ±20% | C2012X7R1H225M125AC | C2012X7R1V225M125AB | C2012X7R1E225M125AB | C2012X7R1C225M125AB |
| 2.2 µF | 3216 | 1.60±0.20 | ±10% | C3216X7R1H225K160AB | C3216X7R1V225K160AB | C3216X7R1E225K160AA | |
| | | | ±20% | C3216X7R1H225M160AB | C3216X7R1V225M160AB | C3216X7R1E225M160AA | |
| | 3225 | 2.00±0.20 | ±10% | C3225X7R1H225K200AB | | | |
| | | | ±20% | C3225X7R1H225M200AB | | | |
| 4532 | 1.60±0.20 | ±10% | C4532X7R1H225K250AB | | | | |
| | | ±20% | C4532X7R1H225M160KA | | | | |

■ Gray items: These products are not recommended for new designs.

⚠ Please be sure to request delivery specifications that provide further details on the features and specifications of the products for proper and safe use. Please note that the contents may change without any prior notice due to reasons such as upgrading.

MULTILAYER CERAMIC CHIP CAPACITORS 

Capacitance range table **Temperature characteristic: X7R (-55 to +125°C, ±15%)**

| Capacitance | Dimensions | Thickness (mm) | Capacitance tolerance | Catalog number | | | | |
|-------------|------------|----------------|-----------------------|------------------------|------------------------|------------------------|------------------------|------------------------|
| | | | | Rated voltage Edc: 75V | Rated voltage Edc: 50V | Rated voltage Edc: 35V | Rated voltage Edc: 25V | Rated voltage Edc: 16V |
| 3.3 µF | 2012 | 1.25±0.20 | ±10% | | | C2012X7R1V335K125AC | C2012X7R1E335K125AB | C2012X7R1C335K125AB |
| | | | ±20% | | | C2012X7R1V335M125AC | C2012X7R1E335M125AB | C2012X7R1C335M125AB |
| | 3216 | 1.60±0.20 | ±10% | | C3216X7R1H335K160AC | C3216X7R1V335K160AB | C3216X7R1E335K160AC | |
| | | | ±20% | | C3216X7R1H335M160AC | C3216X7R1V335M160AB | C3216X7R1E335M160AC | |
| | 3225 | 1.60±0.20 | ±10% | | | | C3225X7R1E335K160AA | |
| | | | ±20% | | | | C3225X7R1E335M160AA | |
| | | 2.50±0.30 | ±10% | | C3225X7R1H335K250AB | | | |
| | | | ±20% | | C3225X7R1H335M250AB | | | |
| 4.7 µF | 2012 | 1.25±0.20 | ±10% | | C2012X7R1H475K125AC | C2012X7R1V475K125AC | C2012X7R1E475K125AB | C2012X7R1C475K125AB |
| | | | ±20% | | | C2012X7R1V475M125AC | C2012X7R1E475M125AB | C2012X7R1C475M125AB |
| | 3216 | 0.85±0.15 | ±10% | | | C3216X7R1V475K085AC | C3216X7R1E475K085AB | C3216X7R1C475K085AB |
| | | | ±20% | | | C3216X7R1V475M085AC | C3216X7R1E475M085AB | C3216X7R1C475M085AB |
| | 3225 | 1.60±0.20 | ±10% | | C3216X7R1H475K160AC | C3216X7R1V475K160AB | C3216X7R1E475K160AC | C3216X7R1C475K160AB |
| | | | ±20% | | C3216X7R1H475M160AC | C3216X7R1V475M160AB | C3216X7R1E475M160AC | C3216X7R1C475M160AB |
| | | 2.00±0.20 | ±10% | | | C3225X7R1E475K200AA | | |
| | | | ±20% | | | C3225X7R1E475M200AA | | |
| 6.8 µF | 3225 | 2.50±0.30 | ±10% | | C3225X7R1H475K250AB | | | |
| | | | ±20% | | C3225X7R1H475M250AB | | | |
| | 4532 | 2.00±0.20 | ±10% | | C4532X7R1H475K200KB | | | |
| | | | ±20% | | C4532X7R1H475M200KB | | C4532X7R1E475M200KA | |
| | 5750 | 2.00±0.20 | ±10% | | C5750X7R1H475K200KA | | | |
| | | | ±20% | | C5750X7R1H475M200KA | | | |
| | | 2.80±0.30 | ±10% | | C5750X7R1H475M280KA | | | |
| 10 µF | 3216 | 1.60±0.20 | ±10% | | C3216X7R1V685K160AC | C3216X7R1E685K160AB | C3216X7R1C685K160AC | |
| | | | ±20% | | C3216X7R1V685M160AC | C3216X7R1E685M160AB | C3216X7R1C685M160AC | |
| | 3225 | 2.50±0.30 | ±10% | | | | C3225X7R1E685K250AB | |
| | | | ±20% | | | | C3225X7R1E685M250AB | |
| | 4532 | 2.50±0.30 | ±10% | | C4532X7R1H685K250KB | | | |
| | | | ±20% | | C4532X7R1H685M250KB | | | |
| 5750 | 2.50±0.30 | ±10% | | C5750X7R1H685K250KA | | | | |
| | | ±20% | | C5750X7R1H685M250KA | | | | |
| 15 µF | 3216 | 1.60±0.20 | ±10% | | C3216X7R1V106K160AC | C3216X7R1E106K160AB | C3216X7R1C106K160AC | |
| | | | ±20% | | C3216X7R1V106M160AC | C3216X7R1E106M160AB | C3216X7R1C106M160AC | |
| | 3225 | 2.00±0.20 | ±10% | | | | C3225X7R1C106K200AB | |
| | | | ±20% | | | | C3225X7R1C106M200AB | |
| | 4532 | 2.50±0.30 | ±10% | C3225X7R1N106K250AC | C3225X7R1H106K250AC | | C3225X7R1E106K250AC | |
| | | | ±20% | C3225X7R1N106M250AC | C3225X7R1H106M250AC | | C3225X7R1E106M250AC | |
| 5750 | 2.30±0.20 | ±10% | | | | | C4532X7R1C106K230KA | |
| | | ±20% | | | | | C4532X7R1C106M230KA | |
| 22 µF | 4532 | 2.50±0.30 | ±10% | | | C4532X7R1E106K250KA | | |
| | | | ±20% | | | C4532X7R1E106M250KA | | |
| | 5750 | 2.00±0.20 | ±10% | | C5750X7R1H106K230KB | | C5750X7R1E106M200KA | |
| | | | ±20% | | C5750X7R1H106M230KB | | | |
| | 3225 | 2.50±0.30 | ±10% | | | | C3225X7R1C156M250AB | |
| | | | ±20% | | | | | |
| 4532 | 2.80±0.30 | ±10% | | | | C4532X7R1E156M250KC | | |
| | | ±20% | | | | C4532X7R1E156M280KB | | |
| 33 µF | 3225 | 2.50±0.30 | ±10% | | | | C3225X7R1C226K250AC | |
| | | | ±20% | | | | C3225X7R1E226M250AC | |
| | 4532 | 2.00±0.20 | ±10% | | | | C4532X7R1C226M200KC | |
| | | | ±20% | | | | C4532X7R1C226M230KB | |
| | 5750 | 2.50±0.30 | ±10% | | C5750X7R1H226M250KB | | C5750X7R1E226M250KA | |
| | | | ±20% | | | | | |
| 47 µF | 5750 | 2.30±0.20 | ±10% | | | | C5750X7R1C226M280KA | |
| | | | ±20% | | | | C4532X7R1C336M250KC | |

■ Gray items: These products are not recommended for new designs.

⚠ Please be sure to request delivery specifications that provide further details on the features and specifications of the products for proper and safe use. Please note that the contents may change without any prior notice due to reasons such as upgrading.

MULTILAYER CERAMIC CHIP CAPACITORS


Capacitance range table **Temperature characteristic: X7R (-55 to +125°C, ±15%)**

| Capacitance | Dimensions | Thickness (mm) | Capacitance tolerance | Catalog number | | |
|-------------|------------|------------------|-----------------------|----------------------------|----------------------------|-----------------------|
| | | | | Rated voltage Edc: 10V | Rated voltage Edc: 6.3V | Rated voltage Edc: 4V |
| 100 pF | 0402 | 0.20±0.02 | ±10% | C0402X7R1A101K020BC | C0402X7R0J101K020BC | C0402X7R0G101K020BC |
| | | | ±20% | C0402X7R1A101M020BC | C0402X7R0J101M020BC | C0402X7R0G101M020BC |
| 150 pF | 0402 | 0.20±0.02 | ±10% | C0402X7R1A151K020BC | C0402X7R0J151K020BC | C0402X7R0G151K020BC |
| | | | ±20% | C0402X7R1A151M020BC | C0402X7R0J151M020BC | C0402X7R0G151M020BC |
| 220 pF | 0402 | 0.20±0.02 | ±10% | C0402X7R1A221K020BC | C0402X7R0J221K020BC | C0402X7R0G221K020BC |
| | | | ±20% | C0402X7R1A221M020BC | C0402X7R0J221M020BC | C0402X7R0G221M020BC |
| 330 pF | 0402 | 0.20±0.02 | ±10% | C0402X7R1A331K020BC | C0402X7R0J331K020BC | C0402X7R0G331K020BC |
| | | | ±20% | C0402X7R1A331M020BC | C0402X7R0J331M020BC | C0402X7R0G331M020BC |
| 470 pF | 0402 | 0.20±0.02 | ±10% | C0402X7R1A471K020BC | C0402X7R0J471K020BC | C0402X7R0G471K020BC |
| | | | ±20% | C0402X7R1A471M020BC | C0402X7R0J471M020BC | C0402X7R0G471M020BC |
| 680 pF | 0402 | 0.20±0.02 | ±10% | C0402X7R1A681K020BC | C0402X7R0J681K020BC | C0402X7R0G681K020BC |
| | | | ±20% | C0402X7R1A681M020BC | C0402X7R0J681M020BC | C0402X7R0G681M020BC |
| 1 nF | 0402 | 0.20±0.02 | ±10% | C0402X7R1A102K020BC | | |
| | | | ±20% | C0402X7R1A102M020BC | | |
| 1.5 nF | 0402 | 0.20±0.02 | ±10% | C0402X7R1A152K020BC | | |
| | | | ±20% | C0402X7R1A152M020BC | | |
| 2.2 nF | 0603 | 0.30±0.03 | ±10% | C0603X7R1A222K030BA | C0603X7R0J222K030BA | |
| | | | ±20% | C0603X7R1A222M030BA | C0603X7R0J222M030BA | |
| 4.7 nF | 0603 | 0.30±0.03 | ±10% | C0603X7R1A472K030BA | C0603X7R0J472K030BA | |
| | | | ±20% | C0603X7R1A472M030BA | C0603X7R0J472M030BA | |
| 10 nF | 0603 | 0.30±0.03 | ±10% | C0603X7R1A103K030BA | C0603X7R0J103K030BA | |
| | | | ±20% | C0603X7R1A103M030BA | C0603X7R0J103M030BC | |
| 100 nF | 1005 | 0.50±0.05 | ±10% | C1005X7R1A104K050BB | | |
| | | | ±20% | C1005X7R1A104M050BB | | |
| 150 nF | 1005 | 0.50±0.05 | ±10% | C1005X7R1A154K050BB | | |
| | | | ±20% | C1005X7R1A154M050BB | | |
| 220 nF | 1005 | 0.50±0.05 | ±10% | C1005X7R1A224K050BB | | |
| | | | ±20% | C1005X7R1A224M050BB | | |
| 680 nF | 1608 | 0.80+0.15, -0.10 | ±10% | C1608X7R1A684K080AC | | |
| | | | ±20% | C1608X7R1A684M080AC | | |
| 1 μF | 1608 | 0.80+0.15, -0.10 | ±10% | C1608X7R1A105K080AC | | |
| | | | ±20% | C1608X7R1A105M080AC | | |
| 1.5 μF | 1608 | 0.80±0.10 | ±10% | C1608X7R1A155K080AC | C1608X7R0J155K080AB | |
| | | | ±20% | C1608X7R1A155M080AC | C1608X7R0J155M080AB | |
| 2.2 μF | 1608 | 0.80±0.10 | ±10% | C1608X7R1A225K080AC | C1608X7R0J225K080AB | |
| | | | ±20% | C1608X7R1A225M080AC | C1608X7R0J225M080AB | |
| 3.3 μF | 2012 | 1.25±0.20 | ±10% | C2012X7R1A335K125AC | | |
| | | | ±20% | C2012X7R1A335M125AC | | |
| 4.7 μF | 2012 | 0.85±0.15 | ±10% | C2012X7R1A475K085AC | C2012X7R0J475K085AB | |
| | | | ±20% | C2012X7R1A475M085AC | C2012X7R0J475M085AB | |
| | | 1.25±0.20 | ±10% | C2012X7R1A475K125AC | | |
| | | | ±20% | C2012X7R1A475M125AC | | |
| 6.8 μF | 2012 | 1.25±0.20 | ±10% | C2012X7R1A685K125AC | C2012X7R0J685K125AB | |
| | | | ±20% | C2012X7R1A685M125AC | C2012X7R0J685M125AB | |
| 10 μF | 2012 | 1.25±0.20 | ±10% | C2012X7R1A106K125AC | C2012X7R0J106K125AB | |
| | | | ±20% | C2012X7R1A106M125AC | C2012X7R0J106M125AB | |
| | 0.85±0.15 | ±10% | C3216X7R1A106K085AC | C3216X7R0J106K085AB | | |
| | | ±20% | C3216X7R1A106M085AC | C3216X7R0J106M085AB | | |
| 3216 | 1.60±0.20 | ±10% | C3216X7R1A106K160AC | | | |
| | | ±20% | C3216X7R1A106M160AC | | | |
| 22 μF | 3225 | 2.30±0.20 | ±10% | C3225X7R1A226K230AC | | |
| | | | ±20% | C3225X7R1A226M230AC | | |

■ Gray items: These products are not recommended for new designs.

Capacitance range table **Temperature characteristic: X7S (–55 to +125°C, ±22%)**

| Capacitance | Dimensions | Thickness (mm) | Capacitance tolerance | Catalog number | | | |
|-------------|------------|----------------|-----------------------|------------------------|------------------------|------------------------|--|
| | | | | Rated voltage Edc: 50V | Rated voltage Edc: 25V | Rated voltage Edc: 16V | |
| 330 nF | 1005 | 0.50±0.05 | ±10% | | | C1005X7S1C334K050BC | |
| | | | ±20% | | | C1005X7S1C334M050BC | |
| 470 nF | 1005 | 0.50±0.05 | ±10% | | | C1005X7S1C474K050BC | |
| | | | ±20% | | | C1005X7S1C474M050BC | |
| 1.5 µF | 1608 | 0.80±0.10 | ±10% | | | C1608X7S1C155K080AC | |
| | | | ±20% | | | C1608X7S1C155M080AC | |
| 2.2 µF | 1608 | 0.80±0.10 | ±10% | | | C1608X7S1C225K080AC | |
| | | | ±20% | | | C1608X7S1C225M080AC | |
| 6.8 µF | 2012 | 1.25±0.20 | ±10% | | | C2012X7S1C685K125AC | |
| | | | ±20% | | | C2012X7S1C685M125AC | |
| | 3225 | 2.50±0.30 | ±10% | C3225X7S1H685K250AB | | | |
| | | | ±20% | C3225X7S1H685M250AB | | | |
| 10 µF | 2012 | 1.25±0.20 | ±10% | | C2012X7S1E106K125AC | C2012X7S1C106K125AC | |
| | | | ±20% | | | C2012X7S1C106M125AC | |
| | 3225 | 2.50±0.30 | ±10% | C3225X7S1H106K250AB | | | |
| | | | ±20% | C3225X7S1H106M250AB | | | |


■ Gray items: These products are not recommended for new designs.

MULTILAYER CERAMIC CHIP CAPACITORS

Capacitance range table Temperature characteristic: X7S (-55 to +125°C, ±22%)

| Capacitance | Dimensions | Thickness (mm) | Capacitance tolerance | Catalog number | | |
|-------------|------------|------------------|-----------------------|------------------------|-------------------------|-----------------------|
| | | | | Rated voltage Edc: 10V | Rated voltage Edc: 6.3V | Rated voltage Edc: 4V |
| 22 nF | 0603 | 0.30±0.03 | ±10% | C0603X7S1A223K030BC | C0603X7S0J223K030BB | |
| | | | ±20% | C0603X7S1A223M030BC | C0603X7S0J223M030BB | |
| 47 nF | 0603 | 0.30±0.03 | ±10% | C0603X7S1A473K030BC | C0603X7S0J473K030BB | |
| | | | ±20% | C0603X7S1A473M030BC | C0603X7S0J473M030BB | |
| 100 nF | 0603 | 0.30±0.03 | ±10% | C0603X7S1A104K030BC | | C0603X7S0G104K030BC |
| | | | ±20% | C0603X7S1A104M030BC | | C0603X7S0G104M030BC |
| 150 nF | 0603 | 0.30±0.05 | ±10% | | C0603X7S0J154K030BC | |
| | | | ±20% | | C0603X7S0J154M030BC | |
| 220 nF | 0603 | 0.30±0.03 | ±10% | | | C0603X7S0G224K030BC |
| | | | ±20% | | | C0603X7S0G224M030BC |
| | | 0.30±0.05 | ±10% | | C0603X7S0J224K030BC | |
| | | | ±20% | | C0603X7S0J224M030BC | |
| 330 nF | 1005 | 0.50±0.05 | ±10% | C1005X7S1A334K050BC | C1005X7S0J334K050BC | |
| | | | ±20% | C1005X7S1A334M050BC | C1005X7S0J334M050BC | |
| 470 nF | 1005 | 0.50±0.05 | ±10% | C1005X7S1A474K050BC | C1005X7S0J474K050BB | |
| | | | ±20% | C1005X7S1A474M050BC | C1005X7S0J474M050BB | |
| 680 nF | 1005 | 0.50±0.05 | ±10% | C1005X7S1A684K050BC | C1005X7S0J684K050BC | C1005X7S0G684K050BC |
| | | | ±20% | C1005X7S1A684M050BC | C1005X7S0J684M050BC | C1005X7S0G684M050BC |
| 1 µF | 1005 | 0.50±0.05 | ±10% | C1005X7S1A105K050BC | C1005X7S0J105K050BC | C1005X7S0G105K050BC |
| | | | ±20% | C1005X7S1A105M050BC | C1005X7S0J105M050BC | C1005X7S0G105M050BC |
| 1.5 µF | 1005 | 0.50±0.05 | ±10% | | | C1005X7S0G155K050BC |
| | | | ±20% | | | C1005X7S0G155M050BC |
| | | 0.50±0.10 | ±10% | | C1005X7S0J155K050BC | |
| | | | ±20% | | C1005X7S0J155M050BC | |
| 2.2 µF | 1005 | 0.50+0.15, -0.10 | ±10% | C1005X7S1A155K050BC | | C1005X7S0G225K050BC |
| | | | ±20% | C1005X7S1A155M050BC | | C1005X7S0G225M050BC |
| | | 0.50±0.05 | ±10% | | | C1005X7S0G225K050BC |
| | | | ±20% | | | C1005X7S0G225M050BC |
| | | 0.50±0.10 | ±10% | | C1005X7S0J225K050BC | |
| | | | ±20% | | C1005X7S0J225M050BC | |
| 3.3 µF | 1608 | 0.80±0.10 | ±10% | C1608X7S1A225K080AC | C1608X7S0J225K080AB | |
| | | | ±20% | C1608X7S1A225M080AC | C1608X7S0J225M080AB | |
| 4.7 µF | 1608 | 0.80±0.10 | ±10% | C1608X7S1A475K080AC | C1608X7S0J475K080AC | C1608X7S0G475K080AC |
| | | | ±20% | C1608X7S1A475M080AC | C1608X7S0J475M080AC | C1608X7S0G475M080AC |
| 6.8 µF | 1608 | 0.80+0.20, -0.10 | ±10% | C1608X7S1A335K080AC | C1608X7S0J335K080AC | C1608X7S0G335K080AC |
| | | | ±20% | C1608X7S1A335M080AC | C1608X7S0J335M080AC | C1608X7S0G335M080AC |
| 10 µF | 2012 | 0.85±0.15 | ±10% | | C2012X7S0J106K085AC | C2012X7S0G106K085AC |
| | | | ±20% | | C2012X7S0J106M085AC | C2012X7S0G106M085AC |
| 15 µF | 2012 | 1.25±0.20 | ±20% | C2012X7S1A156M125AC | C2012X7S0J156M125AC | C2012X7S0G156M125AC |
| | | | ±20% | C3216X7S1A156M160AC | C3216X7S0J156M160AB | |
| 22 µF | 2012 | 1.25±0.20 | ±20% | C2012X7S1A226M125AC | C2012X7S0J226M125AC | C2012X7S0G226M125AC |
| | | | ±20% | C3216X7S1A226M160AC | C3216X7S0J226M160AB | |
| 33 µF | 3216 | 1.60±0.20 | ±20% | C3216X7S0J336M160AC | C3216X7S0J336M160AC | C3216X7S0G336M160AB |
| | | | ±20% | | C3216X7S0J476M160AC | C3216X7S0G476M160AB |
| 47 µF | 3225 | 2.50±0.30 | ±20% | C3225X7S1A476M250AC | C3225X7S0J476M250AC | |

■ Gray items: These products are not recommended for new designs.

 Please be sure to request delivery specifications that provide further details on the features and specifications of the products for proper and safe use. Please note that the contents may change without any prior notice due to reasons such as upgrading.

X-ON Electronics

Largest Supplier of Electrical and Electronic Components

Click to view similar products for [Multilayer Ceramic Capacitors MLCC - SMD/SMT category:](#)

Click to view products by [TDK manufacturer:](#)

Other Similar products are found below :

[M39014/02-1225V](#) [M39014/22-0631](#) [D55342E07B523DR-T/R](#) [NCA1206X7R103K50TRPF](#) [NCA1206X7R104K16TRPF](#) [NIN-FB391JTRF](#)
[NIN-FC2R7JTRF](#) [NMC0201X5R474K4TRPF](#) [NMC0402NPO220J50TRPF](#) [NMC0402X5R105K6.3TRPF](#) [NMC0402X5R224K6.3TRPF](#)
[NMC0402X7R103J25TRPF](#) [NMC0402X7R153K16TRPF](#) [NMC0603NPO1R8C50TRPF](#) [NMC0603NPO201J50TRPF](#)
[NMC0603NPO330G50TRPF](#) [NMC0603X5R475M6.3TRPF](#) [NMC0805NPO270J50TRPF](#) [NMC0805NPO820J50TRPF](#)
[NMC0805X7R224K16TRPLPF](#) [NMC0805X7R224K25TRPF](#) [NMC1206X7R102K50TRPF](#) [NMC1206X7R106K10TRPLPF](#)
[NMC1206X7R475K10TRPLPF](#) [NMC-H0805X7R472K250TRPF](#) [NMC-L0402NPO7R0C50TRPF](#) [NMC-L0603NPO2R2B50TRPF](#) [NMC-](#)
[Q0402NPO8R2D200TRPF](#) [C1206C101J1GAC](#) [C1608C0G2A221J](#) [C1608X7R1E334K](#) [C2012C0G2A472J](#) [2220J2K00562KXT](#)
[1812J2K00332KXT](#) [CDR31BX103AKWR](#) [CDR33BX104AKUR](#) [CDR33BX683AKUS](#) [CGA2B2C0G1H010C](#) [CGA2B2C0G1H040C](#)
[CGA2B2C0G1H050C](#) [CGA2B2C0G1H060D](#) [CGA2B2C0G1H070D](#) [CGA2B2C0G1H120J](#) [CGA2B2C0G1H151J](#)
[CGA2B2C0G1H181JT0Y0F](#) [CGA2B2C0G1H1R5C](#) [CGA2B2C0G1H2R2C](#) [CGA2B2C0G1H390J](#) [CGA2B2C0G1H391J](#)
[CGA2B2C0G1H3R3C](#)