

Mid-high Voltage Ceramic Capacitors

Disk type with lead

Safety standard approved

CD series

Issue date: October 2011

- All specifications are subject to change without notice.
 - Conformity to RoHS Directive: This means that, in conformity with EU Directive 2002/95/EC, lead, cadmium, mercury, hexavalent chromium, and specific bromine-based flame retardants, PBB and PBDE, have not been used, except for exempted applications.
-

Mid-high Voltage Ceramic Capacitors(Disk with Lead) Safety Standard Approved CD Series

Conformity to RoHS Directive

**REINFORCED INSULATION TYPE/Operating temperature range: -25 to +105°C(UL standard: -25 to +85°C)
CLASS 2 HIGH DIELECTRIC**

FEATURES

- Flame-resistant reinforced outer insulation prevents fires, electrical shock, and other potential hazards.
- Compliant with the safety standards of 11 countries.
- This ceramic capacitor meets European Class II (reinforced insulation) Safety Standards VDE, SEV, SEMKO, BS. Since it is rated at a withstand voltage of AC.4000V, it can be used in single-unit configurations within European Class II devices.
- This product is compatible with halogen-free external resin coating (we recommend halogen-free products as standard).

CAPACITANCE TEMPERATURE CHARACTERISTICS AND TOLERANCE

Temperature characteristics	Test temperature range	Capacitance tolerance
B(±10%)	-25 to +85°C	K(±10%)
E(+20, -55%)	-25 to +85°C	M(±20%)

CAPACITANCE AND DIMENSIONS

Part No.		Capacitance temperature characteristics	Capacitance (pF)	Capacitance tolerance	Dimensions(mm)			
Halogen-free product	Current product				D max.	T max.	F	d
CD70-B2GA101KY□*SA	CD70-B2GA101KY□*S	B(±10%)	100	K(±10%)	7.0	7.0	10+2, -1	0.6±0.05
CD70-B2GA151KY□SA	CD70-B2GA151KY□S		150	K(±10%)	7.0	7.0	10+2, -1	0.6±0.05
CD85-B2GA221KY□SA	CD85-B2GA221KY□S		220	K(±10%)	8.5	7.0	10+2, -1	0.6±0.05
CD90-B2GA331KY□SA	CD90-B2GA331KY□S		330	K(±10%)	9.0	7.0	10+2, -1	0.6±0.05
CD90-B2GA391KY□SA	CD90-B2GA391KY□S		390	K(±10%)	9.0	7.0	10+2, -1	0.6±0.05
CD95-B2GA471KY□SA	CD95-B2GA471KY□S		470	K(±10%)	9.5	7.0	10+2, -1	0.6±0.05
CD75-E2GA681MY□SA	CD75-E2GA681MY□S		680	M(±20%)	7.5	7.0	10+2, -1	0.6±0.05
CD85-E2GA102MY□SA	CD85-E2GA102MY□S		1,000	M(±20%)	8.5	7.0	10+2, -1	0.6±0.05
CD10-E2GA152MY□SA	CD10-E2GA152MY□S		1,500	M(±20%)	10.0	7.0	10+2, -1	0.6±0.05
CD12-E2GA222MY□SA	CD12-E2GA222MY□S		E(+20, -55%)	2,200	M(±20%)	11.5	7.0	10+2, -1
CD14-E2GA332MY□SA	CD14-E2GA332MY□S	3,300		M(±20%)	13.5	7.0	10+2, -1	0.6±0.05
CD15-E2GA392MY□SA	CD15-E2GA392MY□S	3,900		M(±20%)	14.5	7.0	10+2, -1	0.6±0.05
CD16-E2GA472MY□SA	CD16-E2GA472MY□S	4,700		M(±20%)	15.5	7.0	10+2, -1	0.6±0.05

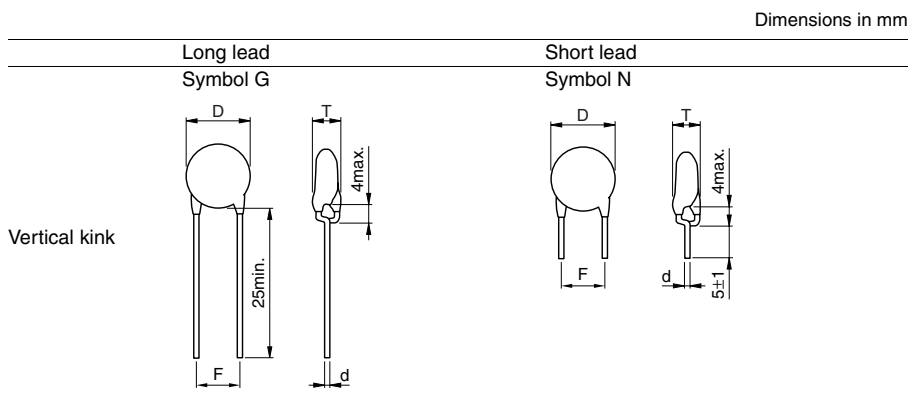
* □ : Lead shape symbol

LIST OF STANDARD LEAD SHAPES

The lead type is indicated by the letter which is the 15th character of the product name.

Example) TDK Product Name: **CD12-E2GA222MYNSA**

└─N: Lead type (Vertical kink, Short)



- We recommend using a vertical kink type.
- For bulk products, we recommend a short lead type with the symbol N.

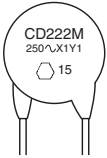

• Conformity to RoHS Directive: This means that, in conformity with EU Directive 2002/95/EC, lead, cadmium, mercury, hexavalent chromium, and specific bromine-based flame retardants, PBB and PBDE, have not been used, except for exempted applications.

• All specifications are subject to change without notice.

HALOGEN-FREE PRODUCT

MARKINGS

Item	Marking examples
1. Series	CD
2. Nominal capacitance	222(2200pF)
3. Capacitance tolerance	M(±20%)
4. Rated voltage Eac	250V ~ (AC.250V)
5. Sub-class of safety performance	X1Y1
6. TDK's logogram	
7. Date code	15 (2011.5)*

(Marking position is reference.)

* Year and month of production: last digit of year + month denoted by 1, 2, 3, 4, 5, 6, 7, 8, 9, O (October), N (November), or D (December).
 * The expression has become simplified due to a revision in the standards.

INTERNATIONALLY CERTIFIED STATUS / IEC60384-14 EN60384-14 Approved

Safety standard	Standard No. of IEC	Standard No.	Temperature characteristics	Insulation sub-class	Rated voltage Eac(V)	Approval report No.		
						Japan	Taiwan	Xiamen
BSI	IEC 60065	BS EN 60065	B, E	X1, Y1	250	KM37103	KM37103	KM37103
	IEC 60384-14	BS EN60384-14						
VDE	IEC 60384-14	EN 60384-14	B, E	X1, Y1	250	40029780	40029780	40029780
SEV	IEC 60384-14	EN 60384-14	B, E	X1, Y1	250	10.0121	10.0121	10.0121
SEMKO	IEC 60384-14	EN 60384-14	B, E	X1, Y1	250	912465	912465	912465
NEMKO	IEC 60384-14	EN 60384-14	B, E	X1, Y1	250	P09211658	P09211658	P09211658
DEMKO	IEC 60384-14	EN 60384-14	B, E	X1, Y1	250	315294-01	315294-01	315294-01
FIMKO	IEC 60384-14	EN 60384-14	B, E	X1, Y1	250	FI 25522	FI 25522	FI 25522
IMQ	IEC 60384-14	EN 60384-14	B, E	X1, Y1	250	V3691	V3691	V3691
SAA	IEC 60065	AS3250	B, E	—	400	CS6268	CS6268	CS6268
UL	—	UL 1414	B, E	(X, Y)	250	E37861	E37861	E37861
CSA	IEC 60384-14	CAN/CSA-E60384-14	B, E	(X, Y)	250	2278970 (LR 35801)	2278970 (LR 35801)	2278970 (LR 35801)
CQC	IEC 60384-14	GB-T 14472-1998	B, E	X1, Y1	250	CQC10001051611	CQC10001051638	CQC03001004816

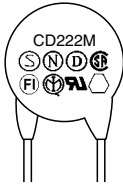
* Certificate numbers shall be changed owing to the revisions of the related standards.

CURRENT PRODUCT

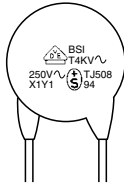
MARKINGS

Item	Marking examples
1. Series	CD
2. Nominal capacitance	222(2200pF)
3. Capacitance tolerance	M(±20%)
4. Rated voltage Eac	250V ~ (AC.250V)
5. Withstand voltage Eac	T4KV ~ (AC.4kV)
6. Sub-class of safety performance	X1Y1
7. TDK's logogram	
8. Date code	15 (2011.5)*
9. Regulatory body safety standards compliance markings	


Front



Back



(Marking position of the monogram is reference.)



* Year and month of production: last digit of year + month denoted by 1, 2, 3, 4, 5, 6, 7, 8, 9, O (October), N (November), or D (December).

INTERNATIONALLY CERTIFIED STATUS / IEC60384-14 EN60384-14 Approved

Safety standard	Standard No. of IEC	Standard No.	Temperature characteristics	Insulation sub-class	Rated voltage Eac(V)	Approval report No.		
						Japan	Taiwan	Xiamen
BSI	IEC 60065	BS EN 60065	B, E	X1, Y1	250	226495	226495	226495
	IEC 60384-14	BS EN60384-14						
VDE	IEC 60384-14	EN60384-14	B, E	X1, Y1	250	138526	138550	124321
SEV	IEC 60384-14	EN60384-14	B, E	X1, Y1	250	09.0963	09.0963	09.0963
SEMKO	IEC 60384-14	EN60384-14	B, E	X1, Y1	250	915564	915564	915396
NEMKO	IEC 60384-14	EN60384-14	B, E	X1, Y1	250	P09211509	P09211509	P08209310
DEMKO	IEC 60384-14	EN60384-14	B, E	X1, Y1	250	315180-01	315180-01	314712-02
FIMKO	IEC 60384-14	EN60384-14	B, E	X1, Y1	250	FI 25452	FI 25452	FI 24307
IMQ	IEC 60384-14	EN60384-14	B, E	X1, Y1	250	V3691	V3691	V3691
SAA	IEC 60065	AS3250	B, E	—	400	6268	6268	6268
UL	—	UL 1414	B, E	(X, Y)	250	E37861	E37861	E37861
CSA	—	CSA C22.2 No.0 & No.1	B, E	(X, Y)	250	LR35801	LR65972	LR65972

* Certificate numbers shall be changed owing to the revisions of the related standards.

• For more information about products with other capacitance or other data, please contact us.

• All specifications are subject to change without notice.

X-ON Electronics

Largest Supplier of Electrical and Electronic Components

Click to view similar products for [Ceramic Disc Capacitors](#) category:

Click to view products by [TDK](#) manufacturer:

Other Similar products are found below :

[5AU100JCECA](#) [5AU220JCGCA](#) [5AU560JCJCA](#) [DEF2CLH020CA3B](#) [DEF2CLH030CJ3B](#) [101GHR102K](#) [564RC0GBA302EJ470K](#)
[NCD102K1KVY5FF](#) [NCD103M1KVZ5UF](#) [NCD331K1KVY5FF](#) [440LT68AP-R](#) [CK60AX471M](#) [AOL-1502-02](#) [NCD103M1KVZ5UJTBF](#)
[DEF2CLH040CN3A](#) [DEF2CLH080DA3B](#) [0811-040-X7R0-102K](#) [8903D0](#) [90410-10](#) [CK61BX471K](#) [YV101103Z060HAND5P](#)
[SL102101J060BAND5P](#) [YP202102K080D04A7H](#) [ZU501103M090B20C6P](#) [ZU102103M100X05B0P](#) [YP102271K050B20C6P](#)
[YP102391K050BAND5P](#) [YP501101K040BAND5P](#) [ZU102103M100BAND5H](#) [YP102681K060B20C6P](#) [YP501121K040B20C6P](#)
[SL102181J070HAND5P](#) [YP501471K040B20C6P](#) [SL102151J070HAND5P](#) [YP501102K050HAND5P](#) [ZU501102M050B20C6P](#)
[YP501472K100B20C6P](#) [ZU102103M100B20C0P](#) [YV500223Z080HAND5P](#) [F121K25S3NN63J5R](#) [F121K25S3NP63K7R](#)
[F121K25S3NR63K7R](#) [F122K47S3NP63K7R](#) [F681K43S3NR63K7R](#) [S470J25SL0N6TJ5R](#) [HVCC103Y6P152MEAX](#) [S103Z43Y5VN6TJ5R](#)
[DCH102K34Y5PP6FJ5A0](#) [CC1H220KA1EDCH4B1100](#) [CC3A222MC1GEF45H31MF](#)