



Nov. 2014 Ver.1.4
TDK-EPC Corporation

Multilayer Diplexer

For LTE

DPX Series

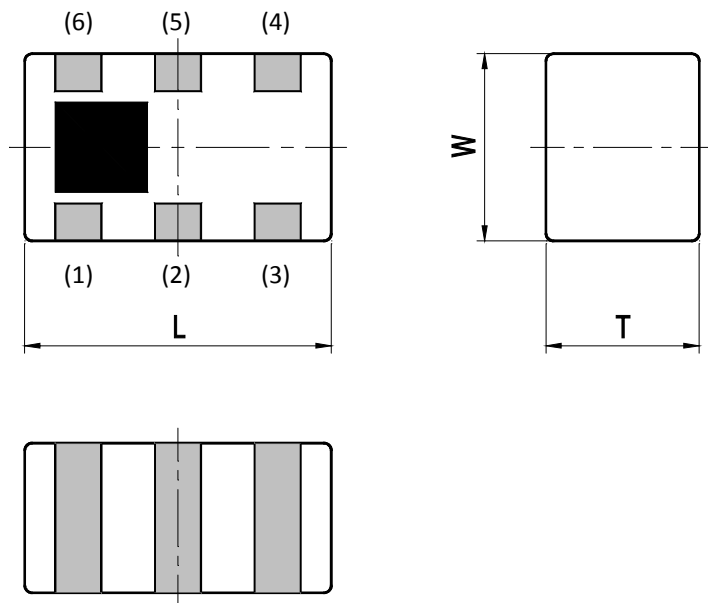
2012 TYPE

P/N: **DPX202690DT-4084A1**

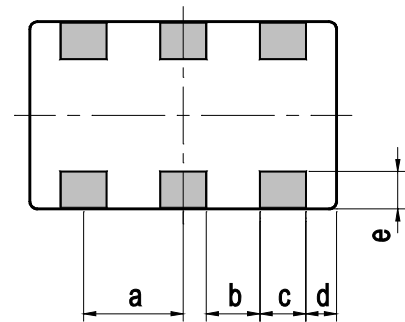
DPX202690DT-4084A1

■ SHAPES AND DIMENSIONS

[Top View]



[Bottom View]



Dimensions (mm)

L	W	T	a	b	c	d	e
2.00	1.25	0.90	0.65	0.35	0.30	0.20	0.20
+/-0.15	+/-0.15	+/-0.10	+/-0.15	+/-0.15	+/-0.15	+/-0.15	+/-0.15

Terminal functions

(1)	GND
(2)	Common Port
(3)	GND

(4)	High-Band Port
(5)	GND
(6)	Low-Band Port

■ TEMPERATURE RANGE

Operating temperature	Storage temperature
-40 to +85 °C	-40 to +85 °C

- All specifications are subject to change without notice.

DPX202690DT-4084A1

■ ELECTRICAL CHARACTERISTICS

(Measurement)

Low-Band

Parameter	Frequency (MHz)	TDK Spec		
		Min.	Typ.	Max.
Insertion Loss (dB)	1710 to 1980	-	0.52	0.80
	2110 to 2170	-	0.76	1.00
Return Loss (dB)	1710 to 1980	10	20.6	-
	2110 to 2170	10	23.3	-
Attenuation (dB)	2500 to 2690	12	15.4	-

 $T_a = +25\pm 5^\circ\text{C}$

High-Band

Parameter	Frequency (MHz)	TDK Spec		
		Min.	Typ.	Max.
Insertion Loss (dB)	2500 to 2690	-	0.72	1.00
Return Loss (dB)	2500 to 2690	10	17.1	-
Attenuation (dB)	1710 to 1980	12	14.5	-
	2110 to 2170	15	21.6	-

 $T_a = +25\pm 5^\circ\text{C}$

Common

Parameter	Frequency (MHz)	TDK Spec		
		Min.	Typ.	Max.
Return Loss (dB)	1710 to 1980	10	17.0	-
	2110 to 2170	10	21.6	-
	2500 to 2690	10	17.3	-

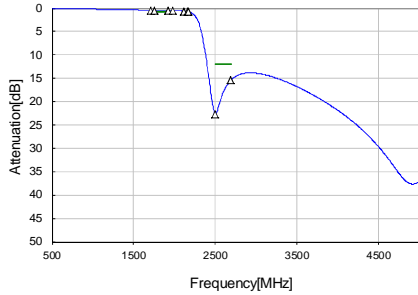
 $T_a = +25\pm 5^\circ\text{C}$

DPX202690DT-4084A1

FREQUENCY CHARACTERISTICS

(Measurement)

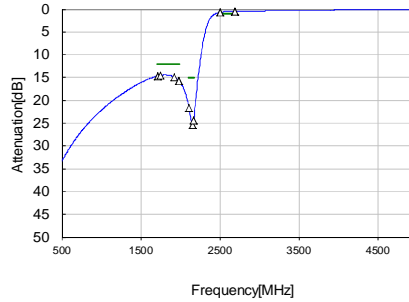
Low band-Port



Insertion Loss	
1710 MHz	0.44 dB
1755 MHz	0.46 dB
1920 MHz	0.50 dB
1980 MHz	0.52 dB
2110 MHz	0.60 dB
2155 MHz	0.70 dB
2170 MHz	0.76 dB

Attenuation	
2500 MHz	22.65 dB
2690 MHz	15.42 dB

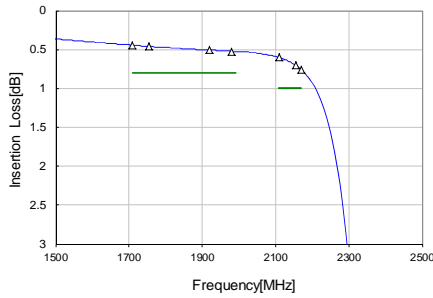
High band-Port



Insertion Loss	
2500 MHz	0.72 dB
2690 MHz	0.46 dB

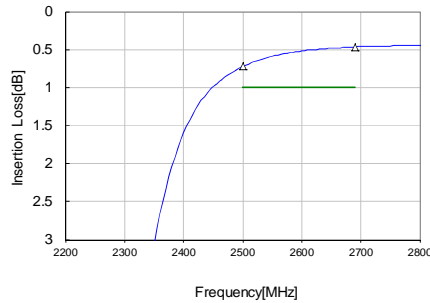
Attenuation	
1710 MHz	14.65 dB
1755 MHz	14.51 dB
1920 MHz	14.83 dB
1980 MHz	15.67 dB
2110 MHz	21.61 dB
2155 MHz	25.39 dB
2170 MHz	24.40 dB

Low band-Port



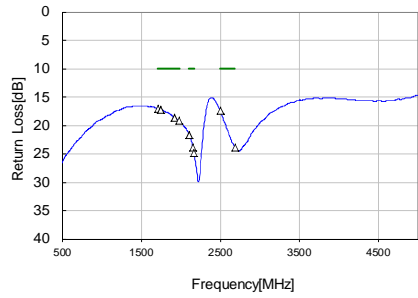
Insertion Loss	
1710 MHz	0.44 dB
1755 MHz	0.46 dB
1920 MHz	0.50 dB
1980 MHz	0.52 dB
2110 MHz	0.60 dB
2155 MHz	0.70 dB
2170 MHz	0.76 dB

High band-Port



Insertion Loss	
2500 MHz	0.72 dB
2690 MHz	0.46 dB

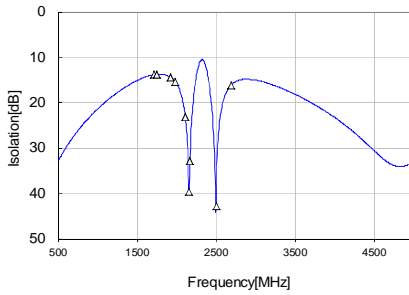
Common Port Return Loss



1710 MHz	17.04 dB
1755 MHz	17.17 dB
1920 MHz	18.62 dB
1980 MHz	19.19 dB
2110 MHz	21.69 dB
2155 MHz	23.81 dB
2170 MHz	24.78 dB

2500 MHz	17.38 dB
2690 MHz	17.38 dB

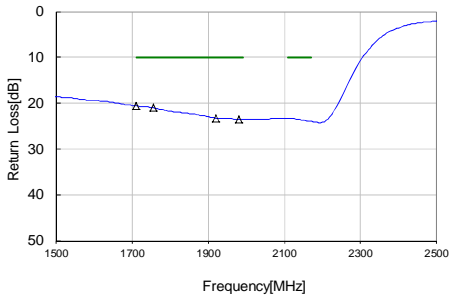
Isolation



1710 MHz	13.8 dB
1755 MHz	13.7 dB
1920 MHz	14.4 dB
1980 MHz	15.3 dB
2110 MHz	23.1 dB
2155 MHz	39.5 dB
2170 MHz	32.6 dB

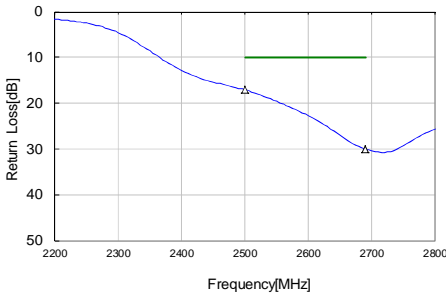
2500 MHz	42.7 dB
2690 MHz	16.1 dB

Low band-Port Return Loss



1710 MHz	20.61 dB
1755 MHz	21.03 dB
1920 MHz	23.23 dB
1980 MHz	23.50 dB
2110 MHz	23.33 dB
2155 MHz	23.76 dB
2170 MHz	23.99 dB

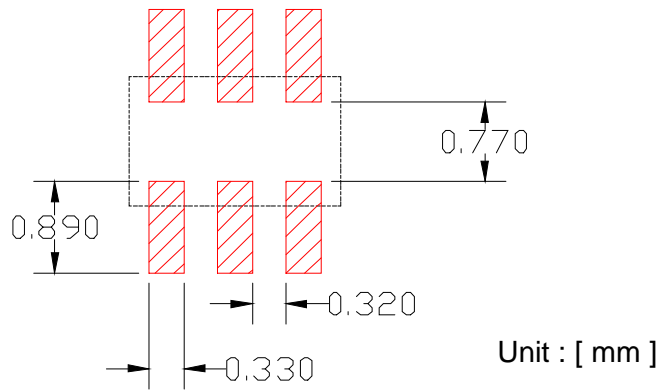
High band-Port Return Loss



2500 MHz	17.11 dB
2690 MHz	30.04 dB

DPX202690DT-4084A1

RECOMMENDED LAND PATTERN



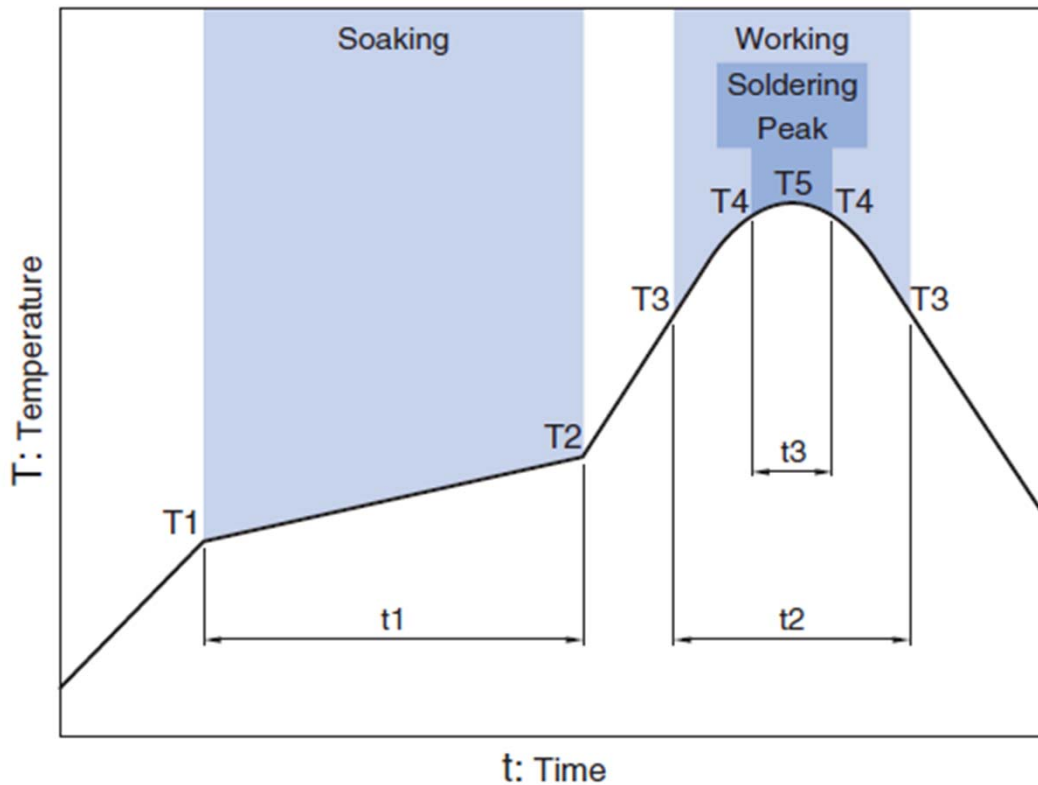
ENVIROMENT INFORMATION

RoHS Statement
RoHS Compliance

DPX202690DT-4084A1

■ RECOMMENDED REFLOW PROFILE

Pb free solder

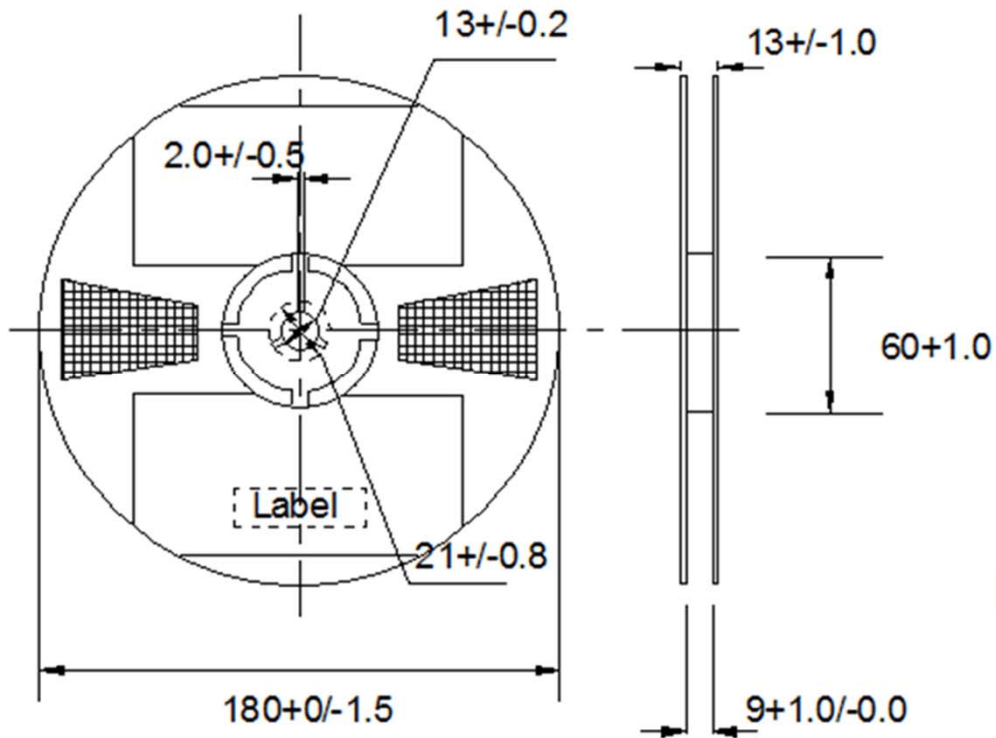


Soaking			Working		Soldering		Peak
Temp.	Temp.	Time	Temp.	Time	Temp.	Time	Temp.
T1	T2	t1	T3	t2	T4	t3	T5
150°C	180°C	60 to 120sec	230°C	more than 30sec	247 to 253°C	within 10sec	260°C Max.

DPX202690DT-4084A1

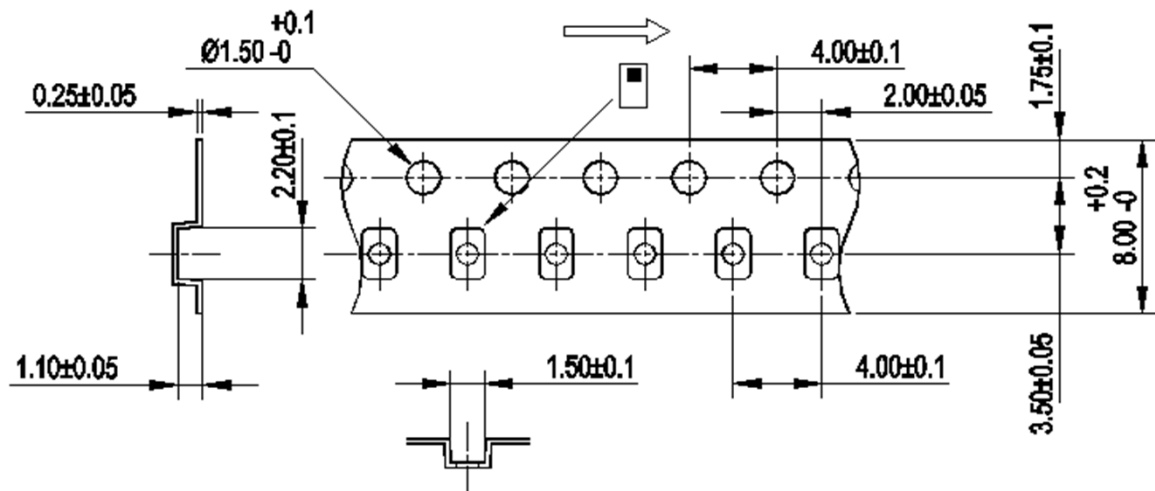
PACKAGING STYLE

Reel Dimensions



Unit: mm

Carrier Tape



STANDARD PACKAGE QUANTITY (pieces/reel)
2,000

REMINDERS FOR USING THESE PRODUCTS

Before using these products, be sure to request the delivery specifications.

SAFETY REMINDERS

Please pay sufficient attention to the warnings for safe designing when using these products.

 REMINDERS
--

The products listed on this specification sheet are intended for use in general electronic equipment (AV equipment, telecommunications equipment, home appliances, amusement equipment, computer equipment, personal equipment, office equipment, measurement equipment, industrial robots) under a normal operation and use condition.

The products are not designed or warranted to meet the requirements of the applications listed below, whose performance and/or quality require a more stringent level of safety or reliability, or whose failure, malfunction or trouble could cause serious damage to society, person or property. Please understand that we are not responsible for any damage or liability caused by use of the products in any of the applications below or for any other use exceeding the range or conditions set forth in this specification sheet.

1. Aerospace/Aviation equipment
2. Transportation equipment (cars, electric trains, ships, etc.)
3. Medical equipment
4. Power-generation control equipment
5. Atomic energy-related equipment
6. Seabed equipment
7. Transportation control equipment
8. Public information-processing equipment
9. Military equipment
10. Electric heating apparatus, burning equipment
11. Disaster prevention/crime prevention equipment
12. Safety equipment
13. Other applications that are not considered general-purpose applications

When using this product in general-purpose applications, you are kindly requested to take into consideration securing protection circuit/equipment or providing backup circuits, etc., to ensure higher safety.

X-ON Electronics

Largest Supplier of Electrical and Electronic Components

Click to view similar products for [tdk manufacturer](#):

Other Similar products are found below :

[VLF5012ST-1R0N2R5](#) [SWS1000L-24/BL](#) [CXA-2115](#) [MCZ1210AH301L2T](#) [78P7200-IH/F](#) [MLP2012S1R5TT](#) [ACH3218-682-TD01](#)
[ACT45B-KIT](#) [NL565050T-822J-PF](#) [C1005JB1H471K050BA](#) [C1608CH1H151J080AA](#) [C2012JB1H105K125AB](#) [C4532NP01H154J250KA](#)
[SD1209T5-A1](#) [SLF12565T-152MR37-H](#) [CD75-B2GA331KYGKA](#) [CLF10040T-221M](#) [CLF12555T-220M](#) [R22095*REPAIRED](#)
[MLF1005LR12K](#) [MLP2520S1R0ST](#) [MLP2520S1R5MT](#) [C0603C0G1E330J030BA](#) [VLS252015T-3R3M1R0](#) [VLS4012T-150MR65](#) [ZCAT-](#)
[KIT](#) [MPZ2012-KIT](#) [NLV32T-R27J-EFD](#) [CGA3EANP02A682J080AC](#) [CKCM25C0G2A101K060AK](#) [CLF10040T-4R7N](#) [WTM505090-](#)
[10K2-5V-G1](#) [VLS252010HBX-R24M-1](#) [CGJ2B2X7R1C222K](#) [CGA9M1X7T2J334K](#) [CGA8P3X7T2E105M/SOFT](#) [CGA6J4C0G2J392J](#)
[CGA6M3X7R2E154K](#) [CGA3E3C0G2E181J](#) [CGA2B2C0G1H331J](#) [C-WPTX01-E6-KIT](#) [CEU-AC01-E6-KIT](#) [CERB3UX5R0G105M](#)
[RLF12545T-100M5R1-PF](#) [PFE500F28/T](#) [CCT406393-600-36-02](#) [PFC3819QM-181K09B-00](#) [VLF3010AT-100MR49](#) [MMZ0603D330C](#)
[MPZ2012S102ATD25](#)