



PRODUCT SPECIFICATION

SPEC. No: _____

Attn: _____

DATE: Dec.17.2012

CUSTOMER PRODUCT NAME:

TDK PRODUCT NAME:

WT-505060-20K2-A10-G

APPROVED BY:

CUSTOMER COMMENT:

REMARK:

Please sign back specification after customer conformation until 2weeks.

If customer can't sign back specification, customer should be approved TDK specification.

TDK-EPC Corporation

Head Office Address:

1-13-1, Nihonbashi, Chuo-ku, Tokyo

103-0027 , Japan

SALES

MANAGER	SALES

ENGINEERING

APPROVED	CHECKED	ISSUED

Sales Office _____

Sales Tel. _____

PRODUCT _____

REVISED HISTORY

CUSTOMER PRODUCT NAME: _____

TDK PRODUCT NAME: **WT-505060-20K2-A10-G**

NO.	REV.	REVISED CONTENT	REVISED REASON	DATE
1	0	To establish specification		2012.12.17

PRODUCT SPECIFICATION

TDK PRODUCT NAME:

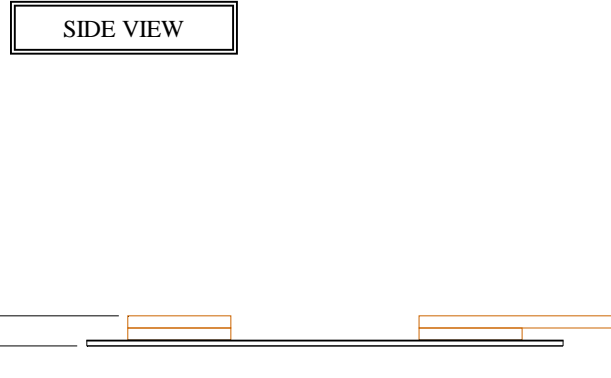
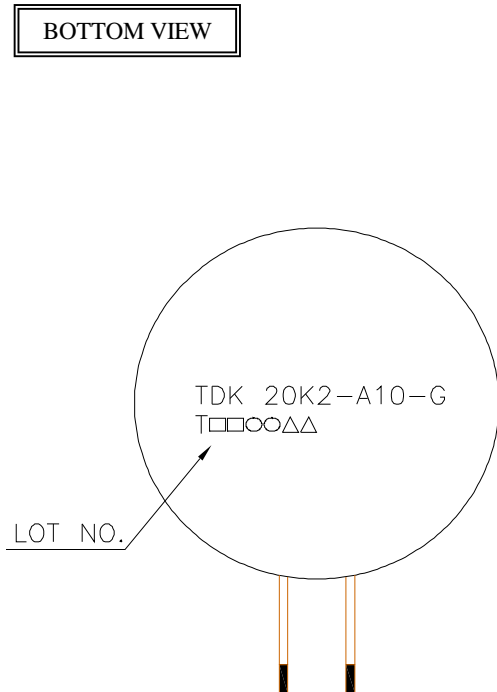
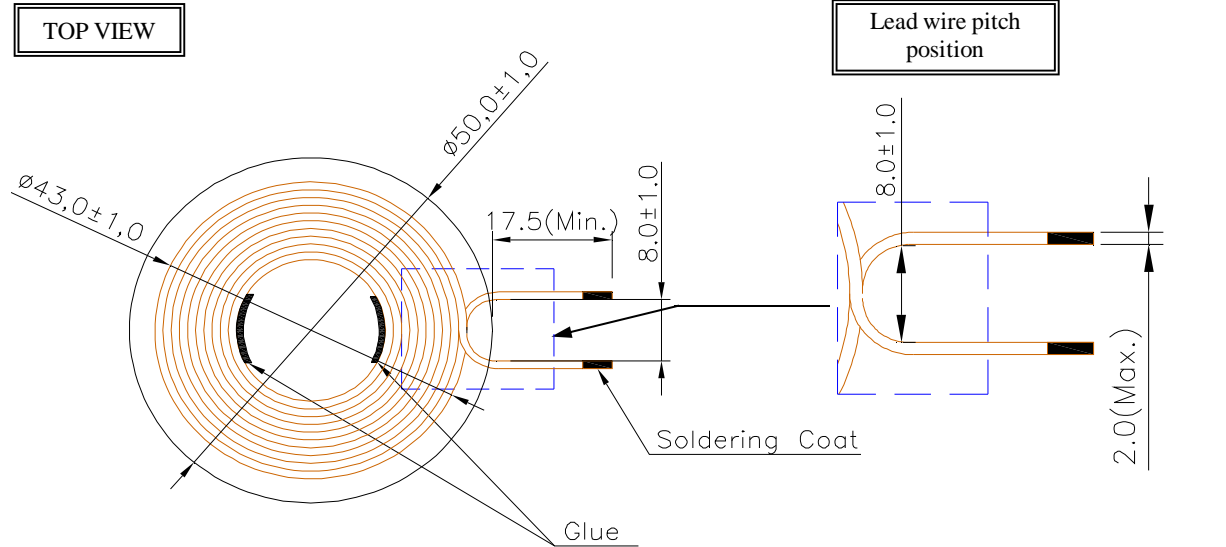
WT-505060-20K2-A10-G

SPEC. NO.

CUSTOMER PRODUCT NAME:

(1) Apperance & Dimensions (Unit: mm)

Weight: 16.5 g (Typ.)



[Remarks]

1. Lead wire pitch is end of wire position, not ouput terminal.
2. Marking Content:
 - a. T: Manufacturing Centers
 - b. Lot No.: □ □ ○ ○ △ △
 - (1) (2) (3)
- (1) Year: A.D. end number in double
- (2) Month: Jan.(1), Feb.(02)...Dec.(12)
- (3) Day: 01,02,03,...31.

PRODUCT SPECIFICATION

TDK PRODUCT NAME: WT-505060-20K2-A10-G	SPEC. NO.	CUSTOMER PRODUCT NAME:
--	-----------	------------------------

(2) Air coil specification

Wire Diameter: $\phi 0.08\text{mm} \times 105$ (Type2 Wire)

Coil Turns: 20TS (10Ts / 1 layer, Total 2 layers)

(3) Electrical Characteristics

No.	Parameter	Specification	Test Instrument
1	Inductance	24 $\mu\text{H} \pm 10\%$	HP 4284A DIGITAL LCR METER or EQUIVALENT (@100kHz 1.0 Vrms)
2	Q Value	80 (Min.)	HP 4284A DIGITAL LCR METER or EQUIVALENT (@100kHz 1.0 Vrms)
3	DC Resistance	0.1 Ω (Max.) (At 25°C)	CHEN HWA 502A OHM METER or EQUIVALENT

(4) Temperature Characteristics

No.	Parameter	Specification
1	Operating Temperature	-30~70°C
2	Storage Temperature	-40~85°C

(5) Application

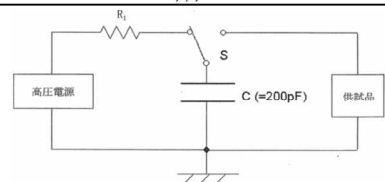
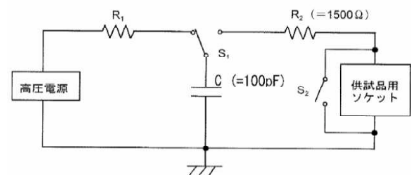
1. The product fit in with RoHS rule.
2. The product fit in with Halogen-Free.
3. Reflow and dip-flow soldering can not used for this product.

PRODUCT SPECIFICATION

TDK PRODUCT NAME: WT-505060-20K2-A10-G	SPEC. NO.	CUSTOMER PRODUCT NAME:
--	-----------	------------------------

(6) Reliability Conditions

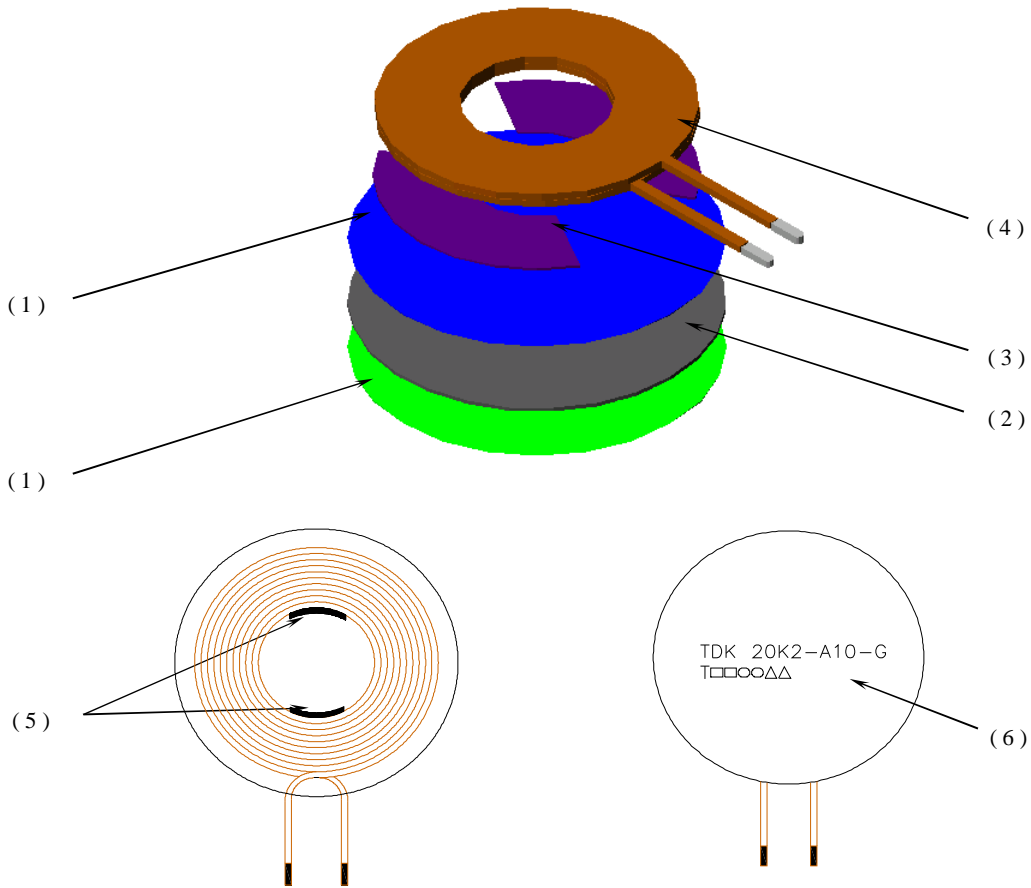
No.	Parameter	Conditions
1	Low Temperature (Storage)	(1) Temperature : $-40\pm 2^{\circ}\text{C}$ (2) Time : 240Hrs
2	High Temperature (Storage)	(1) Temperature : $+85\pm 2^{\circ}\text{C}$ (2) Time : 240Hrs
3	Thermal Shock	(1) Temperature : $-40\pm 5^{\circ}\text{C} / 30\text{min} \sim +85\pm 5^{\circ}\text{C} / 30\text{min}$ (2) Ambient Time : 5min (3) Times : 100cycles
4	Vibration	Unpacked: (1) frequency: 10~500Hz sweep 1 octave wave / 1 min (2) Amplitude: 1.5mm (p-p) or 10G (3) Direction: X.Y.Z. direction (4) Time: X.Y.Z for 2 hours each.
5	Temperature / Humidity (Storage)	(1) Temperature : $+60\pm 2^{\circ}\text{C}$ (2) Humidity: 90% RH. (3) Time: 240Hrs
6	Temperature / Humidity (OP)	(1) Temperature : $+60\pm 2^{\circ}\text{C}$ (2) Humidity: 90% RH. (3) Time: 240Hrs (4) Current: DC 1.0A (5) Frequency: 100kHz
7	Package Drop	(1) Drop the sample package in a carton box. (2) Height : 100 cm (3) Direction : 1corner, 3 edges, 6 faces (4) Drop time : 16 times
8	ESD(HBM)	(1) Test Voltage: 1000V (2) Ambient: $25\pm 5^{\circ}\text{C}$ (3) Time: Negative / Positive each 1 time (4) Resistance: 1500 Ω (5) Capacitance: 100pF
9	ESD(MM)	(1) Test Voltage: 100V (2) Ambient: $25\pm 5^{\circ}\text{C}$ (3) Time: Negative / Positive each 1 time (4) Capacitance: 200pF



PRODUCT SPECIFICATION

TDK PRODUCT NAME: WT-505060-20K2-A10-G	SPEC. NO.	CUSTOMER PRODUCT NAME:
--	-----------	------------------------

(7) Construction



(8) Material List

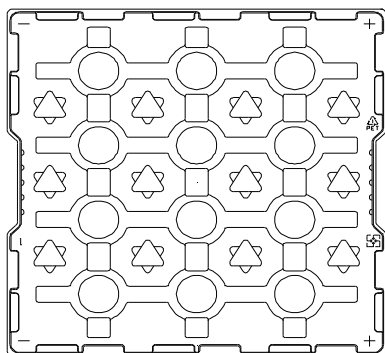
No.	Material Name
1	PET Tape
2	Ferrite Sheet
3	Adhesive Tape
4	Air Coil
5	Glue
6	Ink

PRODUCT SPECIFICATION

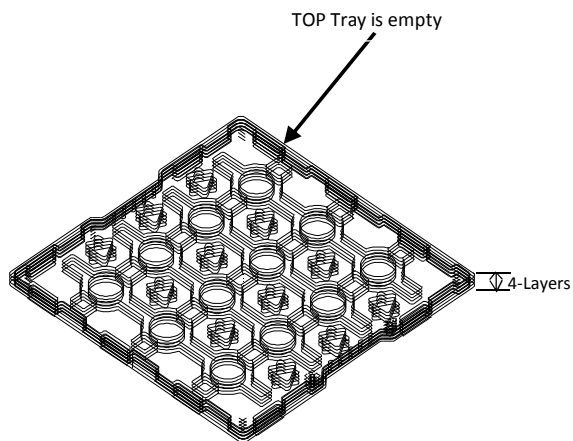
TDK PRODUCT NAME: WT-505060-20K2-A10-G	SPEC. NO.	CUSTOMER PRODUCT NAME:
--	-----------	------------------------

(9) Packing

- To stack the the Trays onto 4 Layers:
 - PET tray dimension: 326*329*11.0mm (REF.)
 - 12 Pcs / per PET tray



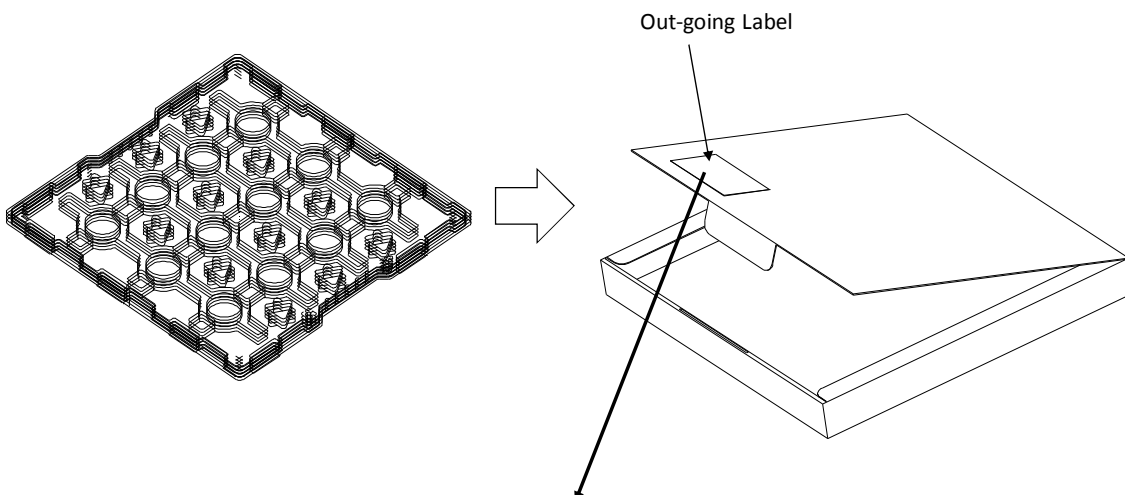
Total : 4x3=12pcs



Total : 12x3=36pcs

- To put 2 Trays of products into the small Carton and affixing the out-going label on the outside .

- Small carton dimension: 331*337*33mm (REF.)
- 4 PET Trays / per small carton (PET tray of the top side is empty in the small carton)



Out-going Label

PRODUCT SPECIFICATION

TDK PRODUCT NAME:

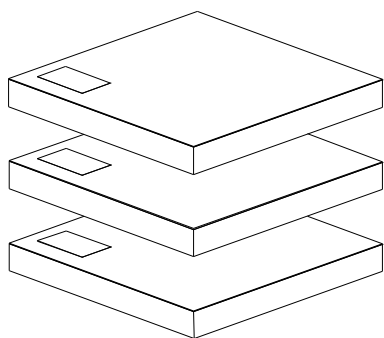
WT-505060-20K2-A10-G

SPEC. NO.

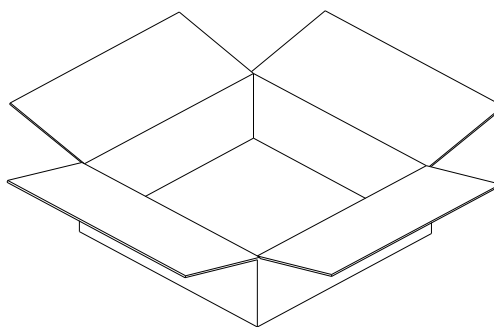
CUSTOMER PRODUCT NAME:

3. To put 3 small carton into the Carton .

- Outer carton dimension: 347*340*124mm (REF.)
- 3 small cartons / per outer carton
- Total quantity : 108 Pcs



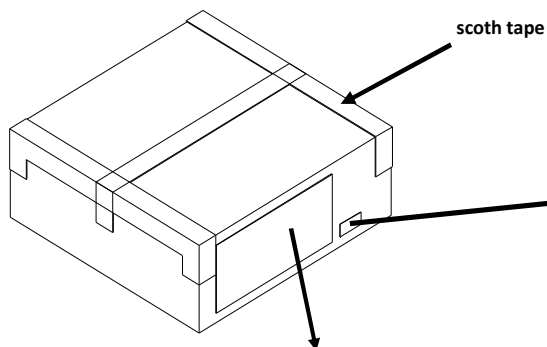
3 small cartons



Outer carton

4. Packing.

- To pack the carton by scotch tape and affix out-going label (outside) on it outside.
- The Inspection data in the box , there would be a signet mark on it outside.



INSPECTION DATA
ENCLOSED
檢驗紀錄表在內

signet mark of Inspection data

(3S) TTW-WL11K0600200101400000360 		CUSTOMER: Customer	
(6S) C/NO:1		BOX COUNT	CUST. PART NO(P): 12A34567-89A
		001/009	
SHIPPING MARK		ROHS	TDK ITEM CODE(6P): TTXDF12345TWN
SAMPLE		P/O NO.(K): TTTT-S123456789	
		LOT NO.(IT): WL12345678	DATE: Nov.22.2011
		QTY(Q): 288	
Customer Location		TDK ITEM (IP): WT-505060-20K2-A10-G	
		(WT-505060-20K2-A10-G)	
MADE IN TAIWAN WL12K34567 12345A6789		SUB P/O NO.(6K): 4500059424	
C/NO:1		WAREHOUSE (CT)	TDK SPEC.
NW 3.6 GW 4.0		TDK TAIWAN CORPORATION	YANGMEI, TAIWAN 9
		TTXDF10105	

out-going label (outside)

X-ON Electronics

Largest Supplier of Electrical and Electronic Components

Click to view similar products for [Wireless Charging Coils](#) category:

Click to view products by [TDK](#) manufacturer:

Other Similar products are found below :

[WM5V](#) [WR383245-17F5-G](#) [SWC4242KB120-100](#) [IWAS3222CZEB190JF1](#) [WR222230-26M8-G](#) [146179-4011](#) [AWCCA107T52H40C01B](#)
[AWCCA-15N15H06-C01-B](#) [AWCCA-18R18H10-C01-B](#) [AWCCA-26R26H08-C01-B](#) [AWCCA-28R15H08-C01-B](#) [AWCCA-30N30H20-C01-](#)
[B](#) [AWCCA-36R36H08-C51-B](#) [AWCCA-37R37H18-C01-B](#) [AWCCA-42R38H08-C03-B](#) [AWCCA-50N50H16-C51-B](#) [AWCCA-50N50H30-](#)
[C21-B](#) [AWCCA50N50H35C01B](#) [AWCCA50N50H35C02B](#) [AWCCA50N50H50C01B](#) [AWCCA53N53H50C01B](#) [AWCCA53N53H50C02B](#)
[AWCCA-RX350300-101](#) [AWCCA-RX404012-102](#) [DFR0712](#) [SWM1390](#) [SWW174N](#) [WMRR124F-1](#) [WMRR132F-0](#) [WMRR138F-0](#)
[WMRR147F-1](#) [WMRT130F-0](#) [WMRT399A-0](#) [WR111180-36F5-B1](#) [WR111180-49F5-G](#) [WR121210-27M8-ID](#) [WR202010-18M8-ID](#)
[WR202010-18M8-SM](#) [WR202020-18M8-G](#) [WR221230-36M8-G](#) [WR303050-12F5-ID](#) [WR303050-15F5-G](#) [WR444025-17M6-G](#) [WR464650-](#)
[10K2-FS3](#) [WR483245-15F5-G](#) [WR483265-13F5-G](#) [WR483265-15F5-G](#) [WR524825-17M6-NF-G](#) [WR524830-16F3-NF-G](#) [WRM483265-](#)
[10F5-12V-G](#)