

## 120W, 240W, 480W & 960W 3 Phase DIN Rail Mount Power Supplies

### Features

- ◆ Low Cost
- ◆ 12V, 24V or 48V Outputs
- ◆ Wide Range 340 to 575VAC Input
- ◆ Parallel Function Switch (240 & 480W)
- ◆ Current Share (960W)
- ◆ -40<sup>(3)</sup> to +71°C Operation



### Key Market Segments & Applications



Industrial



RoHS

Specifications			DPP120-xx-3	DPP240-xx-3	DPP480-xx-3	DPP960-xx-3
AC Input Voltage range (1)	VAC	340 - 575VAC, three phase				
Input Frequency	Hz	47 - 63Hz				
DC Input Voltage range	VDC	480 - 820VDC*				
Inrush Current (380-480VAC)	A	10A	20A	20A	30A	
Power Factor (2)	-	0.55	0.55	0.65	0.8	
Input Current (400VAC) (typ)	A	0.36A	0.65A	1.1A	1.72A	
Output Voltage Accuracy	%	-0, +1% of Nominal				
Line Regulation	%	±1%				
Load Regulation	%	±1% (±5% when set in parallel mode)				
Ripple and Noise (20MHz BW)	mV	100mV	100mV	100mV	80mV	
Overcurrent Protection (Typ)	-	115 - 135%	120 - 140%	110 - 135%	110 - 130%	
Overvoltage Protection	V	See model selector				
Overtemperature Protection	-	Yes, auto recovery				
Hold Up Time (380-480VAC)	ms	> 20ms	> 20ms	> 20ms	> 15ms	
Parallel operation (up to 90% load)	-	-	Set in parallel (droop) mode - up to 2 units			
LED Indicators	-	Green LED = On, Red LED = DC Output Low				
DC Good Relay (24V models only)	-	0.3A rated normally open relay contacts, closes when output is above 17.6 - 19.4V				
Operating Temperature	-	-40 <sup>(3)</sup> to +71°C (Derate linearly 2.5%/°C from 61 to 71°C, 3.5%/°C for DPP960) <sup>3</sup>				
Storage Temperature	-	-40 to +85°C				
Operating Humidity (non condensing)	-	20 - 95% RH				
Cooling	-	Convection. Recommend 1" clearance on all sides				
Withstand Voltage	-	Input to Output 3kVAC, Input to Ground 1.5kVAC for 1 min.				
Isolation Resistance	-	>100M at 25°C & 70%RH, Output to Ground 500VDC				
Vibration	-	IEC 60068-2-6. 10- 500Hz, 2G on X, Y & Z axes				
Shock	-	IEC 60068-2-27. Half sinewave, 4G, 22ms, 3 times each face				
Vibration (Operating)	-	IEC 60068-2-6 (Mounting by rail: Random wave, 10-500 Hz, 2G, ea. along X, Y, Z axes 10 min/cycle, 60 min)				
Shock (Operating)	-	IEC 60068-2-27 (Half sine wave, 4G, 22ms, 3 axes, 6 Faces, 3 times for each face)				
Safety Agency Approvals	-	UL508 Listed, UL60950-1, EN60950-1, CE				
Conducted & Radiated EMI	-	EN55022 class B				
Immunity	-	IEC 61000-4-2, -3, 4, -5, -6, -8, -11				
Weight (Typ)	g	800g	1100g	1720g	3400g	
Size (LxWxH)	mm	112 x 74 x 124mm	112 x 89 x 124mm	112 x 150 x 124mm	112 x 275.8 x 126.2	
Size (LxWxH)	in	4.41 x 2.91 x 4.88"	4.41 x 3.5 x 4.88"	4.41 x 5.91 x 4.88"	4.41 x 10.86 x 4.97"	
Switching Frequency	kHz	70kHz	25kHz	80kHz	52kHz	
MTBF (Bellcore Issue 6 @40°C, GB)	Hours	527,000	488,000	411,000	352,000	
Case material	-	Metal				
Warranty	yrs	Three years				

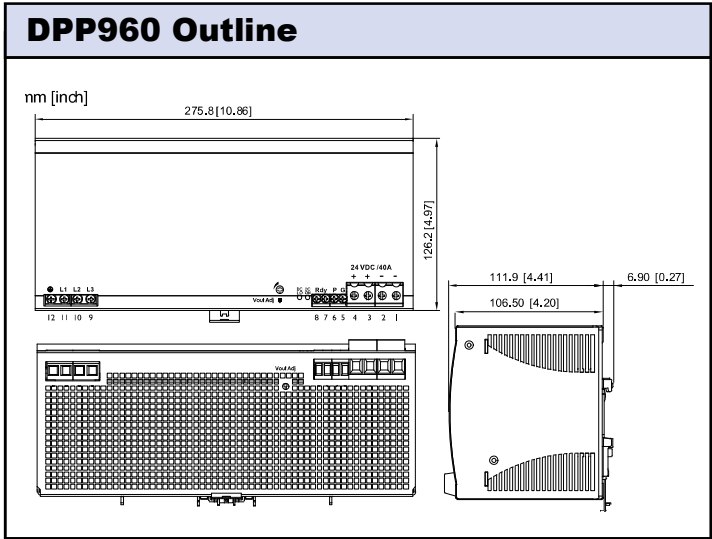
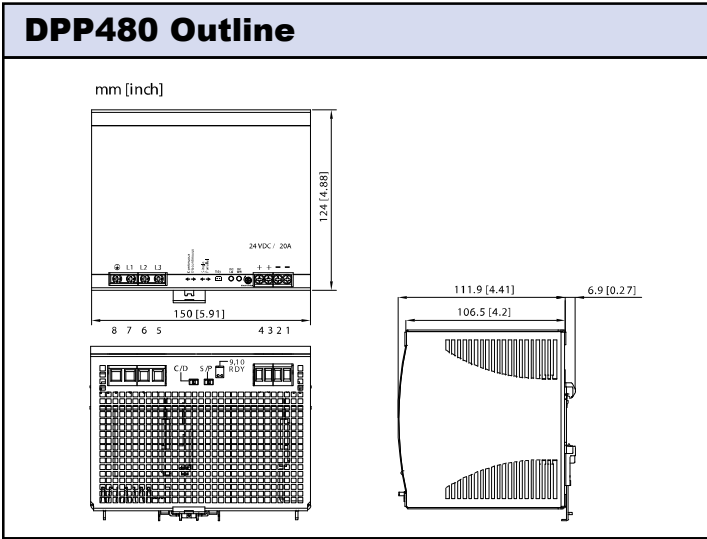
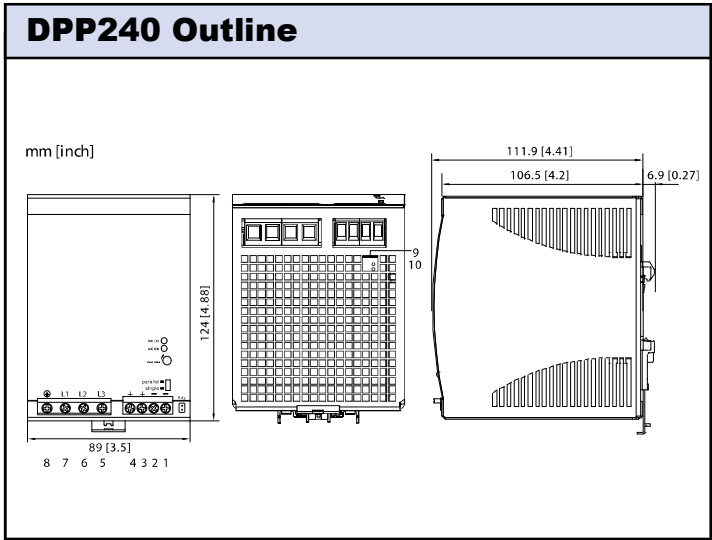
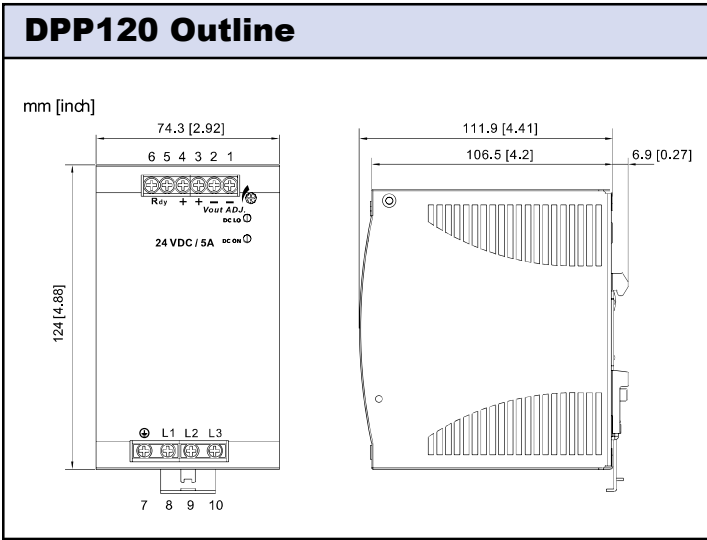
(1) Bi-phase input is permissible, but output load must be derated to 75% load

(2) Passive, meets EN61000-3-2

(3) DPP480 -30°C

\*Safety certified for AC input only

Model Selector					
Model	Voltage (V)	Adjust Range (V)	Output Current (A)	Overvoltage (V)	Efficiency (%)
DPP120-12-3	12V	11.4 - 14.5V	10A	14.5 - 17.4V	87%
DPP120-24-3	24V	22.5 - 28.5V	5A	30 - 33V	89%
DPP240-24-3	24V	22.5 - 28.5V	10A	30 - 33V	90%
DPP480-24-3	24V	22.5 - 28.5V	20A	30 - 33V	90%
DPP960-24-3	24V	22.5 - 28.5V	40A	30 - 33V	92%
DPP240-48-3	48V	47 - 56V	5A	60 - 68V	91%
DPP480-48-3	48V	47 - 56V	10A	60 - 68V	91%
DPP960-48-3	48V	47 - 56V	20A	60 - 68V	93%



### Other DIN Rail Products

DPP	15W to 480W
DSP	10W to 100W low profile
DLP	75W to 240W single phase

Snap-on Mounting: snap onto DIN Rail TS35/7.5 or TS35/15. (no tools required)

For Additional Information, please visit  
<https://product.tdk.com/info/en/products/power/index.html>



## X-ON Electronics

Largest Supplier of Electrical and Electronic Components

*Click to view similar products for [DIN Rail Power Supplies](#) category:*

*Click to view products by [TDK-Lambda](#) manufacturer:*

Other Similar products are found below :

[PS-S6024](#) [DVP01PU-S](#) [DVP06AD-S](#) [DVP06XA-S](#) [DVDPNET-SL](#) [DVPDT01-S](#) [DVPPS01](#) [PS-6012](#) [PS9Z-5R1G](#) [PS-C24024](#)  
[DVP08ST11N](#) [DVPACAB530](#) [DVPCOPM-SL](#) [DVPEN01-SL](#) [DVPPF01-S](#) [ADNB008-48-1PM-C](#) [ADNB017-24-1PM-C](#) [ADNB040-24-1PM-C](#) [ADNB034-12-1PM-C](#) [SS14011524](#) [S8TS-06024-E1](#) [PS-UPS40](#) [PSC-6024](#) [PSD-A60W12](#) [96PS-A120WDIN](#) [PSD-A60W48](#) [PSD-A40W12](#) [PSD-A40W24](#) [SMP21-L20-DC24V-5A](#) [PSD-A40W48](#) [S8T-DCBU-02](#) [PS-S4024](#) [NTPS-24-1.3](#) [PST-96024](#) [S82YVSC4P](#) [PS-S4005](#) [PS-10024](#) [PS-S10024](#) [PS-C12024](#) [PSP-480S24](#) [PS-C48024](#) [PSC-2024](#) [PSC-4012](#) [PSC-4048](#) [PSC-9615](#) [PSC-15124](#) [PSC-15148](#)  
[PSC-24148](#) [PSC-48148](#) [TRIO-PS-2G/1AC/12DC/5/C2LP](#)