

4-15W AC-DC Board Mount Power Supplies

Features

- ◆ Low profile
- ◆ Smaller footprint
- ◆ PC board Mountable
- ◆ Low Cost
- ◆ UL Class II Approved
- ◆ Wide input range
- ◆ No external components needed



Key Market Segments & Applications



Specifications		KPSA-5	KPSA-10	KPSA-15
Input Voltage range	-	85 - 264VAC (47 - 63Hz) or 110 - 370VDC*		
Inrush Current	A	30A at 240VAC, cold start at 25°C		
Input Current (115/230VAC)	A	0.13 / 0.07	0.27 / 0.13	0.4 / 0.2
Leakage Current	mA	0.25mA maximum		
Temperature Coefficient	-	±0.05%/°C		
Voltage Accuracy	-	±1%		
Minimum Load	A	None		
Load Regulation	-	±1% (10% to 100% load)		
Line Regulation	-	±0.5% (100-240VAC line change)		
Ripple & Noise (1)	mV	1% or 50mV whichever is greater		
Short Circuit Protection	-	Continuous - hiccup mode		
Overvoltage Protection	V	130-150%, Zener clamp		
Efficiency (typical)	%	72%	75%	75%
Hold Up Time (Typ@115VAC input)	ms	14ms at full load		
LED Indicator	-	Green LED = OK		
Operating Temperature (2)	°C	Convection cooling: 0 to +70°C, derating linearly to 25% load from 40 to 70°C		
Storage Temperature	°C	-20 to +85°C		
Humidity (non condensing)	-	10 - 95% RH		
Cooling	-	Convection or forced air		
Withstand Voltage	-	Input to Output 3kVAC		
Vibration (non operating)	-	23.52m/s ² (10 - 55Hz: constant sweep 1 min X, Y, Z for 1 hour)		
Shock	-	< 196.1 m/s ² (20G)		
Safety Agency Approvals	-	IEC/UL/CSA/EN62368-1, 60950-1, Class II, CE Mark		
Conducted & Radiated EMI	-	EN55022-B, FCC Class B		
Immunity	-	EN61000-4 -2, -3, -4, -5, -6		
Weight (Typ)	g(oz)	29g (1oz)	60g (2oz)	80g (2.8oz)
Size (WxLxH; H above pcb)	in.	1.28 x 2.17 x 0.83	1.55 x 2.40 x 0.9	1.77 x 2.75 x 0.79
Warranty	yr	One Year		

*Safety certified for AC input only.

Notes:

- (1) Measured with 0.1uF ceramic & 10uF electrolytic at 20MHz BW
- (2) 20CFM forced air ratings:
 - KPSA5: 0 - 70°C full load
 - KPSA10: 0 - 70°C full load (3.3V & 5V models derate linearly to 80% load from 50 to 70°C)
 - KPSA15: 0 - 70°C derate linearly to 80% load from 50 to 70°C

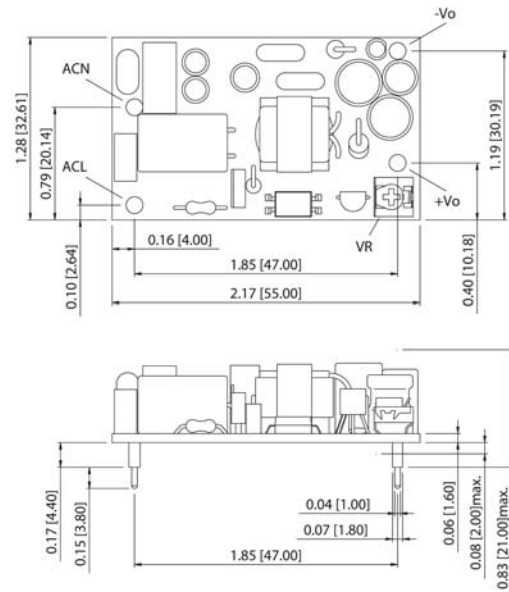
Model Selector (other voltages available)

Model	Output Voltage (V)	Maximum Output (A)	Peak Load (A)(3)	Output Pwr (W)
KPSA5-3R3	3.3	1.25	-	4.1
KPSA5-5	5	1.0	-	5.0
KPSA5-12	12	0.42	-	5.0
KPSA5-15	15	0.33	-	5.0
KPSA5-24	24	0.23	-	5.5
KPSA10-3R3	3.3	2.5	3.8	8.3
KPSA10-5	5	2.0	2.8	10.0
KPSA10-12	12	0.84	1.2	10.1
KPSA10-15	15	0.67	1.0	10.1
KPSA10-24	24	0.42	0.65	10.1
KPSA15-3R3	3.3	3.0	4.5	9.9
KPSA15-5	5	3.0	4.0	15.0
KPSA15-12	12	1.25	1.8	15.0
KPSA15-15	15	1.0	1.5	15.0
KPSA15-24	24	0.63	0.95	15.1

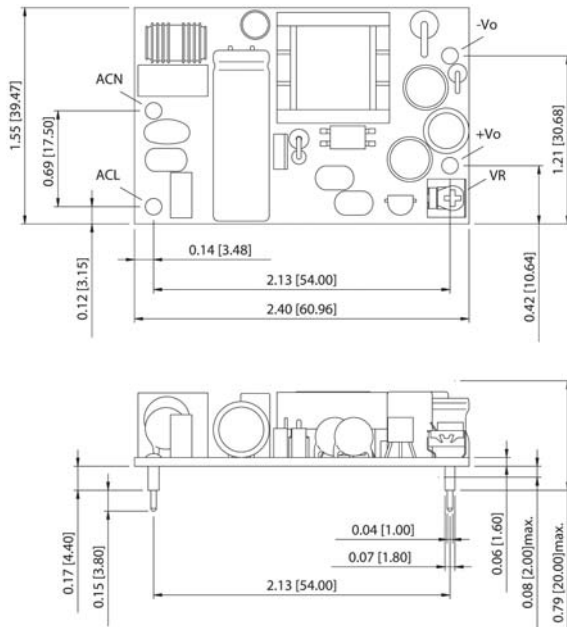
Notes

(3) Average not to exceed max power, <30s, 10% duty cycle

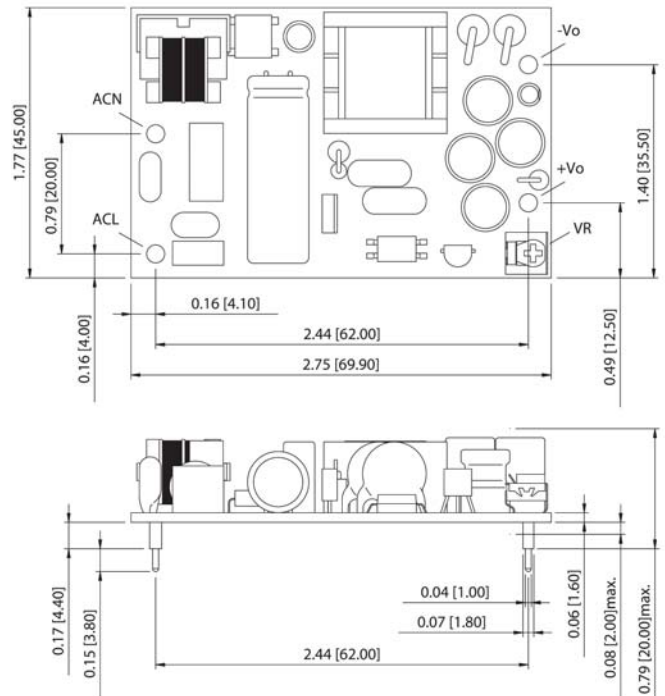
KPSA5 Outline Drawing



KPSA10 Outline Drawing



KPSA15 Outline Drawing



For Additional Information, please visit
<https://product.tdk.com/en/power/>



X-ON Electronics

Largest Supplier of Electrical and Electronic Components

Click to view similar products for [Switching Power Supplies](#) category:

Click to view products by [TDK-Lambda](#) manufacturer:

Other Similar products are found below :

[70841011](#) [73-551-0005](#) [73-551-0048](#) [PS3E-B12F](#) [PS3E-E12F](#) [AAD600S-4-OP](#) [R22095](#) [KD0204](#) [9021](#) [LDIN100150](#) [LPM000-BBAR-01](#)
[LPX17S-C](#) [EVS57-10R6/R](#) [FP80](#) [FRV7000G](#) [22929](#) [PS3E-F12F](#) [CQM1IA121](#) [40370121900](#) [VI-PU22-EXX](#) [40370121910](#) [LDIN5075](#)
[LPM615-CHAS](#) [LPX140-C](#) [09-160CFG](#) [70841025](#) [VPX3000-CBL-DC](#) [VI-LUL-IU](#) [LPM000-BBAR-05](#) [LPM000-BBAR-08](#) [LPM124-](#)
[OUTA1-48](#) [LPM000-BBAR-07](#) [LPM109-OUTA1-10](#) [LPM616-CHAS](#) [08-30466-1055G](#) [08-30466-2175G](#) [08-30466-2125G](#) [DMB-EWG](#)
[TVQF-1219-18S](#) [6504-226-2101](#) [CQM1IPS01](#) [SP-300-5](#) [CQM1-IPS02](#) [VI-MUL-ES](#) [22829](#) [08-30466-0065G](#) [VI-RU031-EWWX](#) [08-30466-](#)
[0028G](#) [EP3000AC48INZ](#) [VP-C2104853](#)