


10W Programmable DC Input LED Driver

Features

- ◆ 0 - 480mA current programming range
- ◆ PWM or Logic programming / dimming
- ◆ Wide 4.5 to 20VDC input range
- ◆ Non Isolated
- ◆ Wide temperature range



Key Market Segments & Applications



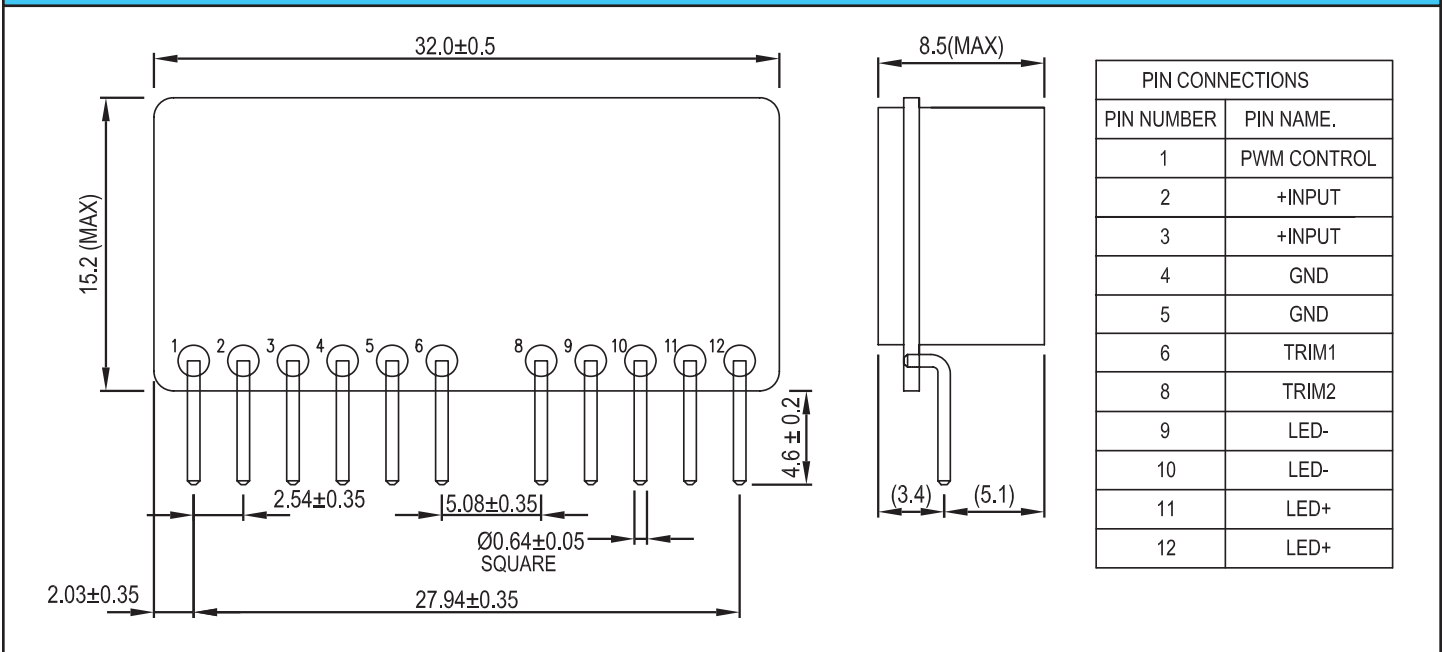
Specifications		
Model	LEDC10-12-R48	
DC Input	VDC	4.5 - 20V, nominal 12V
Input Current (Nominal Input Volt.)	mA	920mA full load, 7mA off load
Temperature Coefficient	-	<0.02%/°C
Ripple and Noise	mV	150mV (peak to peak)
Overcurrent Protection	-	Yes, indefinite. Auto recovery
Overvoltage Protection	VDC	26 - 30V (clamp)
Turn on time	ms	< 100ms
Output current rise and fall times	us	3us
Maximum capacitive load	nF	100nF
Efficiency	%	87% typical at full load, nominal input
Operating Temperature	-	-40 to +85°C (Full load)
Storage Temperature	°C	-40 to +125°C
Operating Humidity (1)	-	5 - 95% RH
Storage Humidity (1)	-	5 - 95% RH
Cooling	-	Convection
Input to Output Isolation	-	None
Vibration (non operating)	-	10 - 55Hz: 19.6m/s ² constant sweep 1 min X, Y, Z for 30 mins
Shock (In shipping package)	-	< 196.1 m/s ² (20G)
Weight (Typ)	g	6
Size (LxWxH)	in(mm)	1.26 x 0.33 x 0.6" (32 x 8.5 x 15.2mm)
Warranty	yrs	Three Years

(1) Non condensing

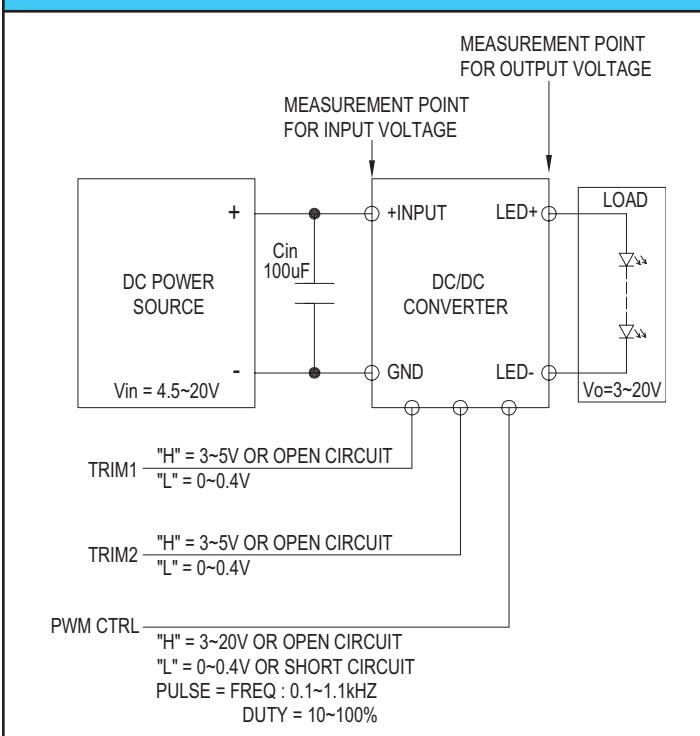
Model Selector

Model	CV/CC	Output Voltage (V)	Input Voltage (V)	Output Accuracy	Output Current (A)	Maximum Output Power (W)
LEDC10-12-R48	CC	3 - 20VDC	4.5 - 9VDC	±5% (±10% for 50mA programming)	0.35A	7W
			9 - 20VDC		0.48A	9.6W

Outline Drawing



Basic Connection



Output Current Setting

Logic	Output current	Trim 1 logic level	Trim 2 logic level
	50mA	0	0
	150mA	0	1
	350mA	1	0
	480mA	1	1

Logic "0" = 0 - 0.4V
Logic "1" = 3 - 5V or open

PWM Control	
Duty cycle	10 - 100%
Frequency	0.1 - 1.1kHz
"On" voltage range	3 - 20V or open
"Off" voltage range	0 - 0.4V or short to GND

(Leave open if PWM is not used)

For Additional Information, please visit us.tdk-lambda.com/lp/products/led10-series.htm



X-ON Electronics

Largest Supplier of Electrical and Electronic Components

Click to view similar products for [Non-Isolated DC/DC Converters](#) category:

Click to view products by [TDK-Lambda](#) manufacturer:

Other Similar products are found below :

[PSR152.5-7IR](#) [APTH003A0X-SRZ](#) [SPM1004-3V3C](#) [R-785.0-05](#) [10E24-P15-10PPM](#) [1E24-P4-25PPM-SHV-5KV](#) [PROPOWER-3.3V](#)
[MYGTM01210BZN](#) [JRCS016A0S4-HZ](#) [40C24-N250-I5-H](#) [40A24-P30-E](#) [10C24-N250-I10-AQ-DA](#) [4AA24-P20-M-H](#) [3V12-N0.8](#) [3V24-P1](#)
[3V24-N1](#) [BMR4672010/001](#) [BMR4652010/001](#) [6AA24-P30-I5-M](#) [6AA24-N30-I5-M](#) [BM2P101X-Z](#) [ROF-78E12-0.5SMD-R](#) [RPMA5.0-](#)
[8.0/OF](#) [PTV03010WAD](#) [PTV05020WAH](#) [PTV12010LAH](#) [PTV12020WAD](#) [R-7212D](#) [R-7212P](#) [R-78AA5.0-1.0SMD](#) [30A24-N15-E](#) [10A12-](#)
[P4-M](#) [10C24-N250-I5](#) [10C24-P125](#) [10C24-P250-I5](#) [6A24-P20-I10-F-M-25PPM](#) [1A24-P30-F-M-C](#) [TSR 1-24150SM](#) [1/2AA24-N30-I10](#)
[1C24-N125](#) [12C24-N250](#) [V7806-1500](#) [PTV12020LAH](#) [PTV05010WAH](#) [PTN04050CAZT](#) [PTH12020WAD](#) [PTH12020LAS](#)
[PTH05050YAH](#) [PTH05T210WAH](#) [PTH05030WAZ](#)