

N-Channel Enhancement Mode MOSFET

TDM3426B

DESCRIPTION

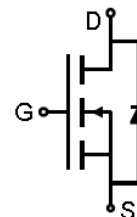
The TDM3426B uses advanced trench technology to provide excellent RDS(ON) and low gate charge. This device is suitable for use as a load switch or in PWM applications.

GENERAL FEATURES


- RDS(ON) < 16mΩ @ VGS=4.5V
RDS(ON) < 10mΩ @ VGS=10V
- High Power and current handling capability
- Lead free product is available
- Surface Mount Package

Application

- PWM applications
- Load switch
- Power management



Schematic diagram



Top View SOT-89

ABSOLUTE MAXIMUM RATINGS(TA=25°C unless otherwise noted)

Parameter	Symbol	Limit	Unit
Drain-Source Voltage	V _{DS}	30	V
Gate-Source Voltage	V _{GS}	±20	V
Diode Continuous Forward Current	I _S (T _C =25°C)	5	A
Continuous Drain Current (Note 1)	I _D (T _C =25°C)	18	A
Pulse Drain Current Tested	I _{DM} (T _A =25°C)	36	A
Maximum Power Dissipation	P _D (T _C =25°C)	20	W
Maximum Power Dissipation	P _D (T _A =25°C)	3.5	W
	P _D (T _A =70°C)	2.2	W
Thermal Resistance,Junction-to-Ambient(t<10s)	R _{θJA}	35	°C/W
Maximum Operating Junction Temperature	T _J	150	°C
Storage Temperature Range	T _{STG}	-55 To 150	°C

NOTES:

1. Max continuous current is limited by bonding wire.

N-Channel Enhancement Mode MOSFET
TDM3426B
ELECTRICAL CHARACTERISTICS ($T_A=25^{\circ}\text{C}$ unless otherwise noted)

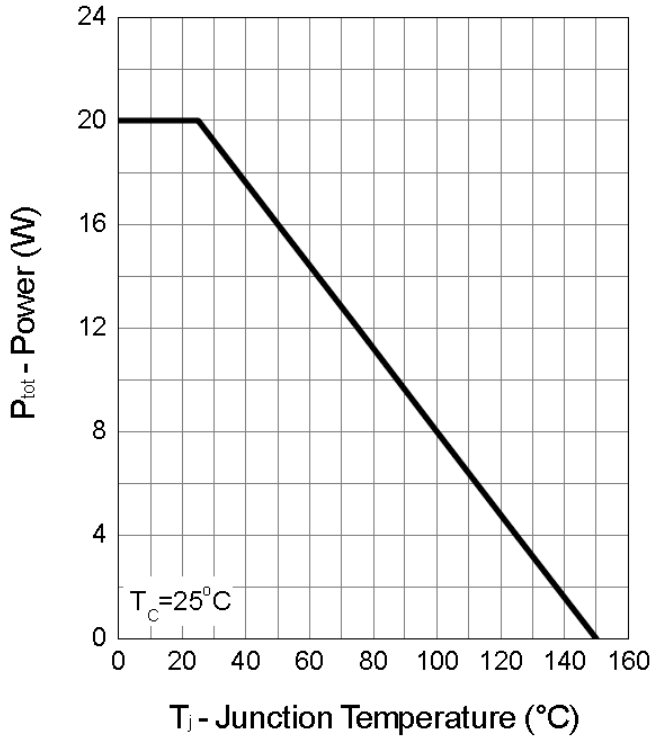
Parameter	Symbol	Condition	Min	Typ	Max	Unit
OFF CHARACTERISTICS						
Drain-Source Breakdown Voltage	BV_{DSS}	$V_{GS}=0V, I_D=250\mu A$	30	-	-	V
Zero Gate Voltage Drain Current	I_{DSS}	$V_{DS}=24V, V_{GS}=0V$	-	-	1	μA
Gate-Body Leakage Current	I_{GSS}	$V_{GS}=\pm 20V, V_{DS}=0V$	-	-	± 10	μA
ON CHARACTERISTICS (Note 2)						
Gate Threshold Voltage	$V_{GS(th)}$	$V_{DS}=V_{GS}, I_D=250\mu A$	1.4	1.8	2.5	V
Drain-Source On-State Resistance	$R_{DS(on)}$	$V_{GS}=10V, I_D=10A$	-	8.2	10	$m\Omega$
		$V_{GS}=4.5V, I_D=8A$	-	12.3	16	$m\Omega$
DYNAMIC CHARACTERISTICS (Note 3)						
Input Capacitance	C_{iss}	$V_{DS}=15V, V_{GS}=0V, F=1.0MHz$	-	450	600	PF
Output Capacitance	C_{oss}		-	318	-	PF
Reverse Transfer Capacitance	C_{rss}		-	22	-	PF
SWITCHING CHARACTERISTICS (Note 3)						
Turn-on Delay Time	$t_{d(on)}$	$V_{DS}=15V, R_L=15\Omega, V_{GEN}=10V, R_G=6\Omega, I_D=1A$	-	8.5	16	nS
Turn-on Rise Time	t_r		-	10	18	nS
Turn-Off Delay Time	$t_{d(off)}$		-	14	26	nS
Turn-Off Fall Time	t_f		-	10.6	19	nS
Total Gate Charge	Q_g	$V_{DS}=15V, I_D=10A, V_{GS}=10V$	-	8	12	nC
Gate-Source Charge	Q_{gs}		-	1.6	-	nC
Gate-Drain Charge	Q_{gd}		-	1.2	-	nC
Body Diode Reverse Recovery Time	T_{rr}	$I_{DS}=10A, di/dt=100A/\mu s$	-	20.5	-	nS
Body Diode Reverse Recovery Charge	Q_{rr}		-	7.2	-	nC
DRAIN-SOURCE DIODE CHARACTERISTICS						
Diode Forward Voltage (Note 2)	V_{SD}	$V_{GS}=0V, I_S=5A$	-	0.8	1.1	V

NOTES:

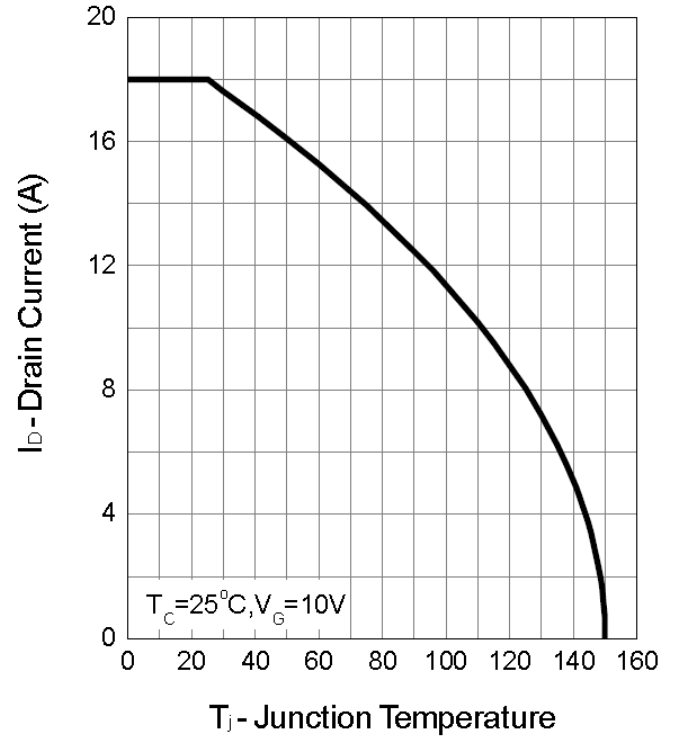
- Pulse Test: Pulse Width $\leq 300\mu s$, Duty Cycle $\leq 2\%$.
- Guaranteed by design, not subject to production testing

Typical Operating Characteristics

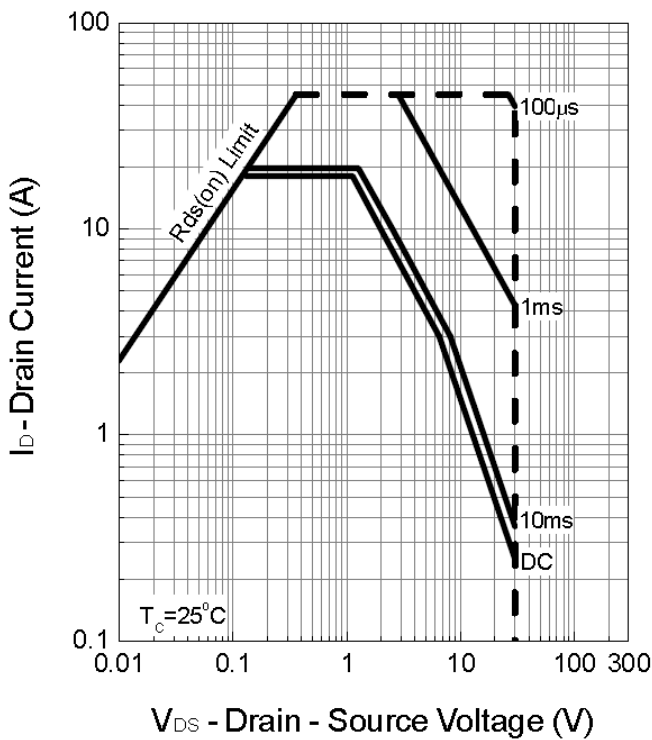
Power Dissipation



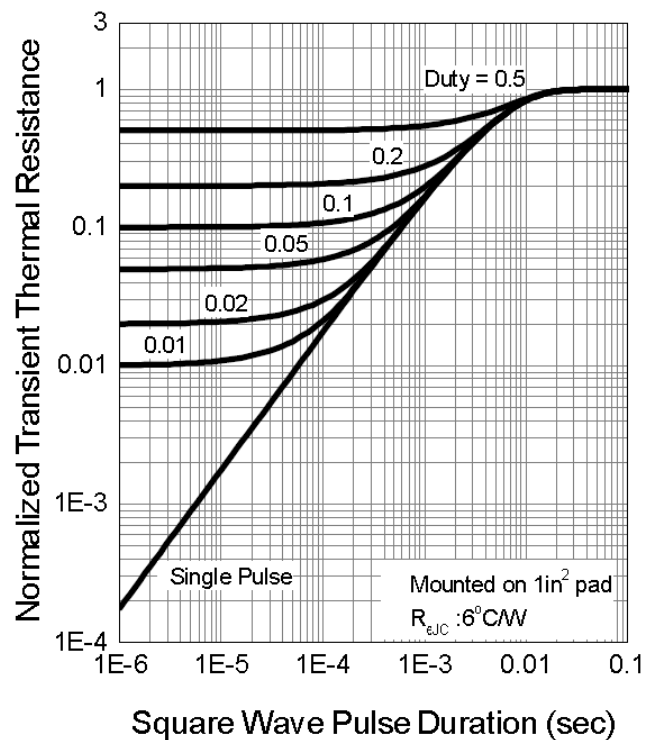
Drain Current



Safe Operation Area

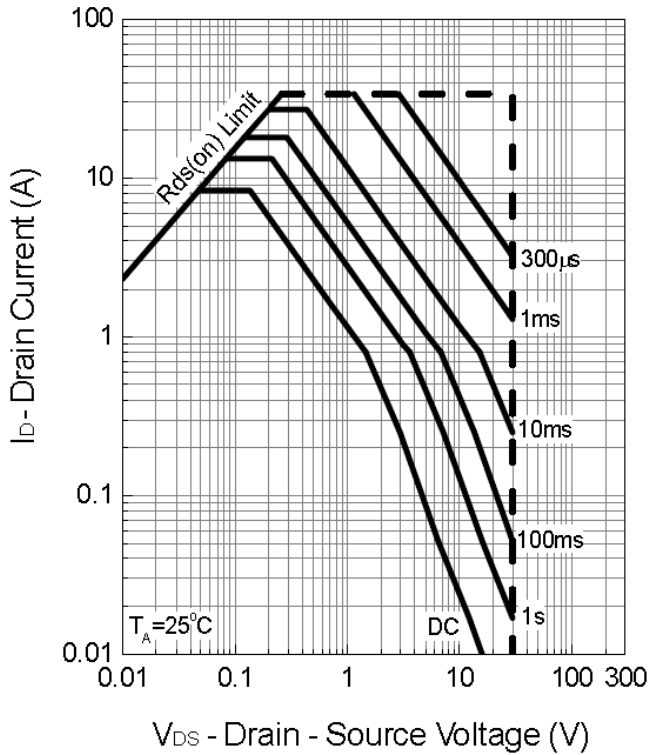


Thermal Transient Impedance

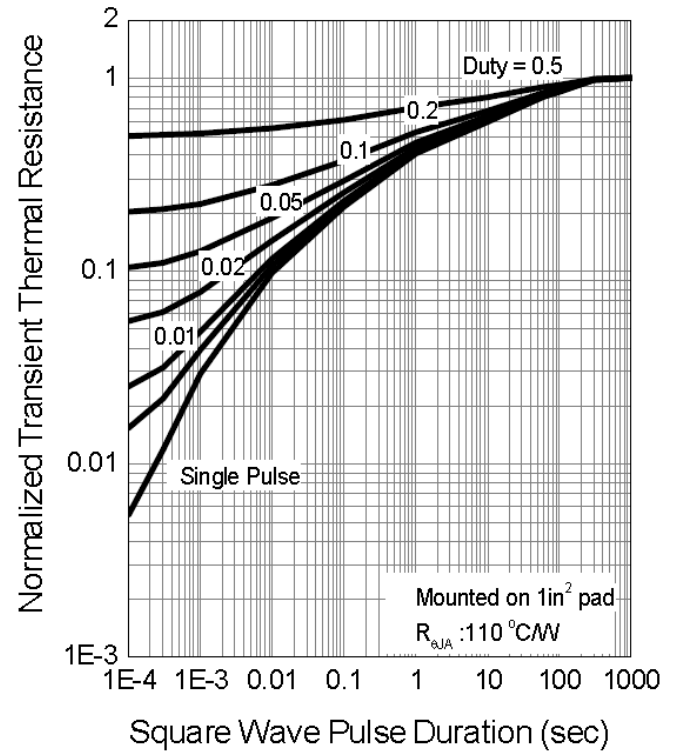


Typical Operating Characteristics(Cont.)

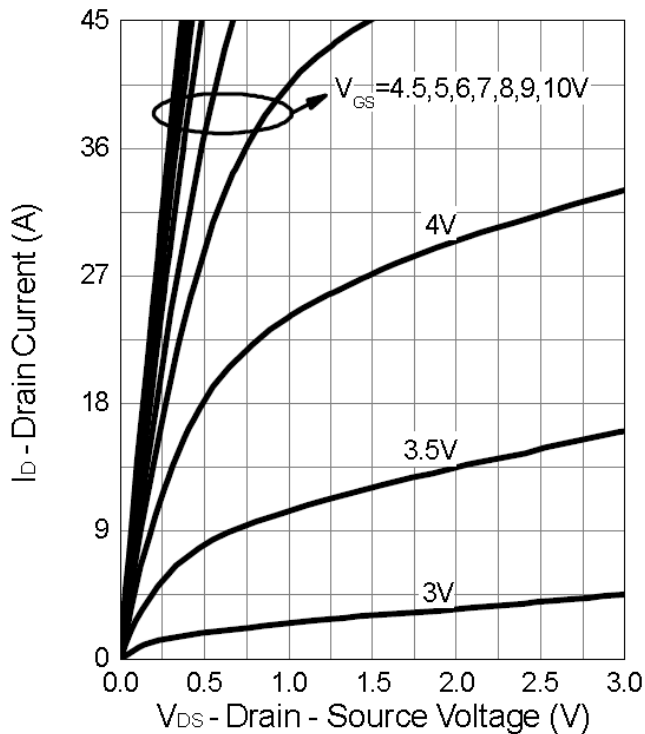
Safe Operation Area



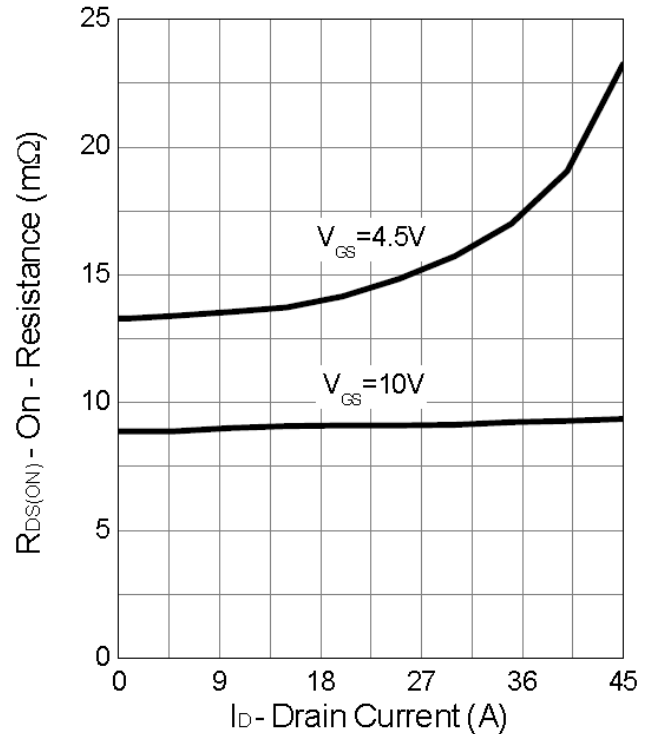
Thermal Transient Impedance



Output Characteristics

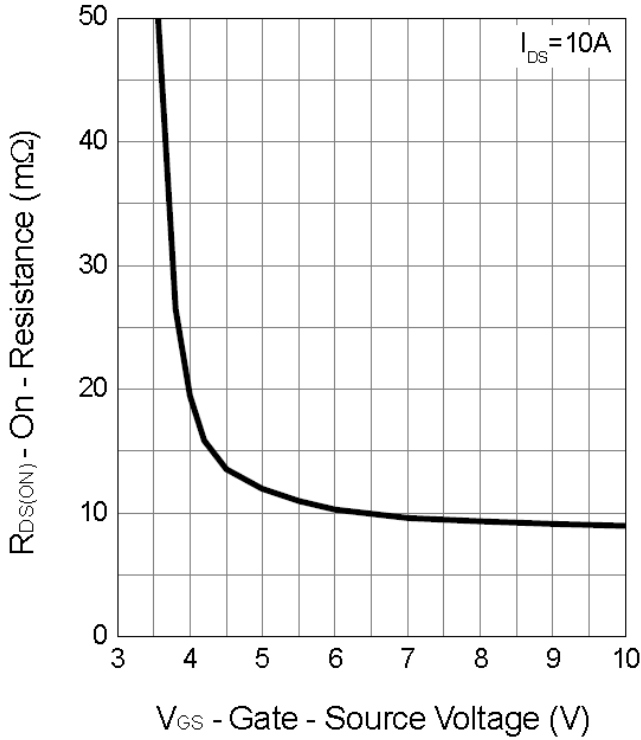


Drain-Source On Resistance

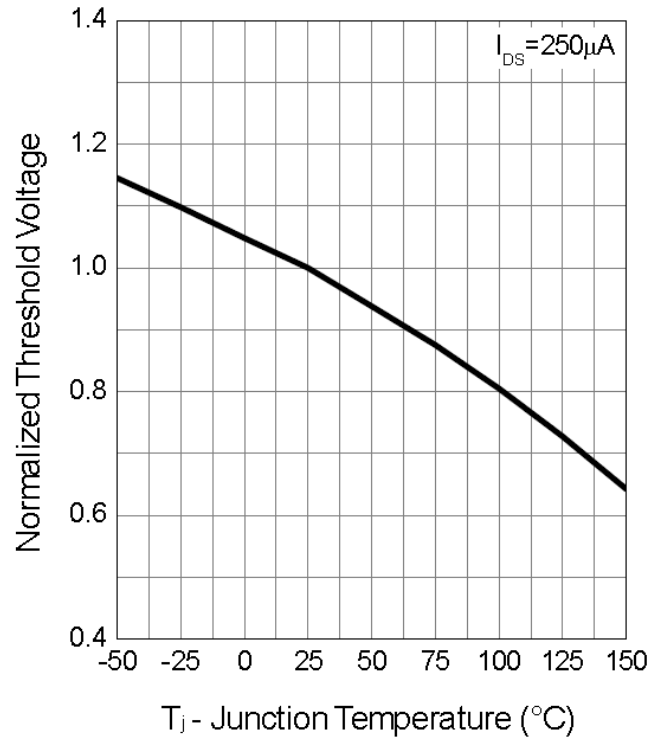


Typical Operating Characteristics (Cont.)

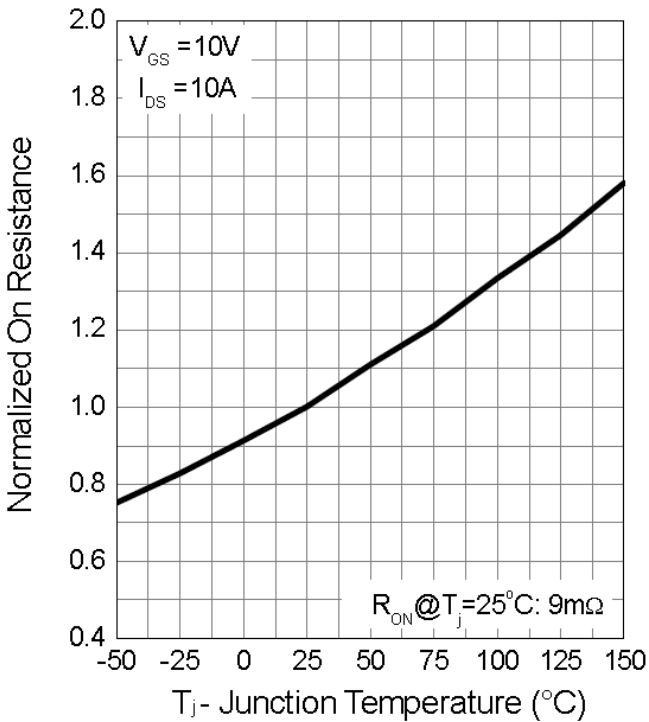
Gate-Source On Resistance



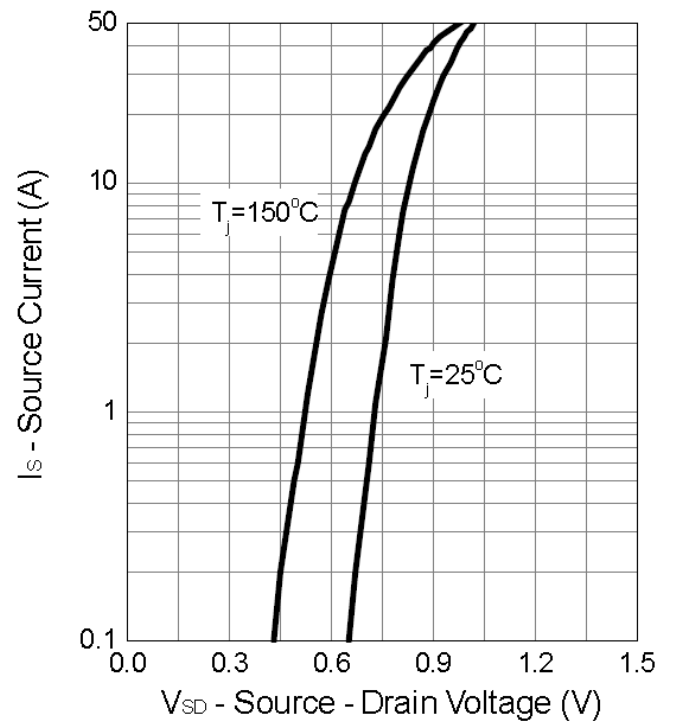
Gate Threshold Voltage



Drain-Source On Resistance

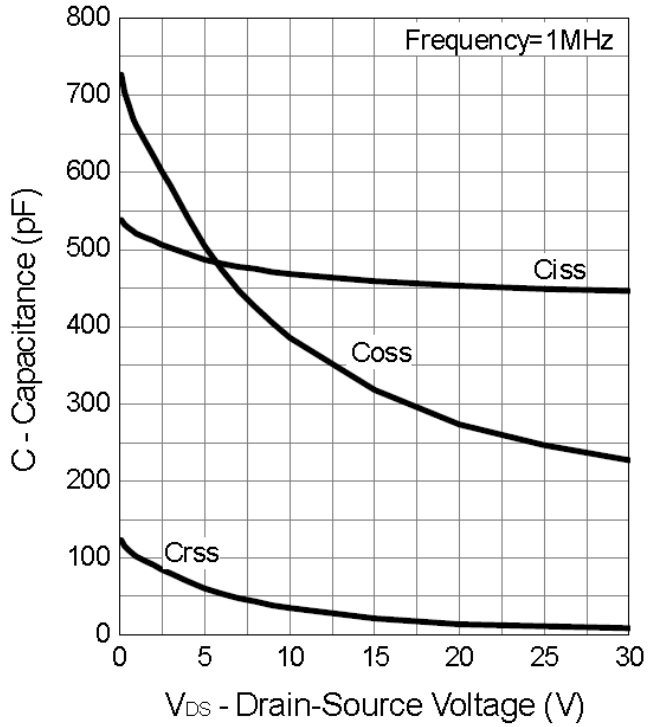


Source-Drain Diode Forward

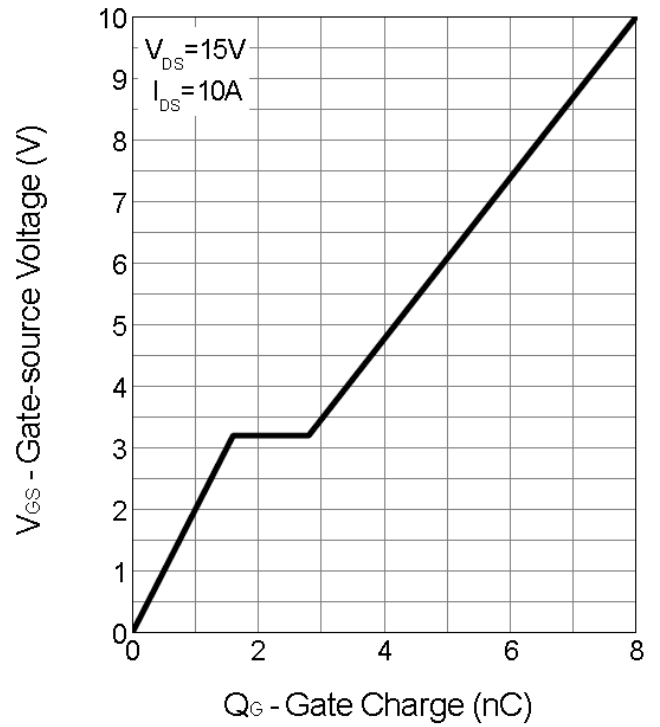


Typical Operating Characteristics (Cont.)

Capacitance

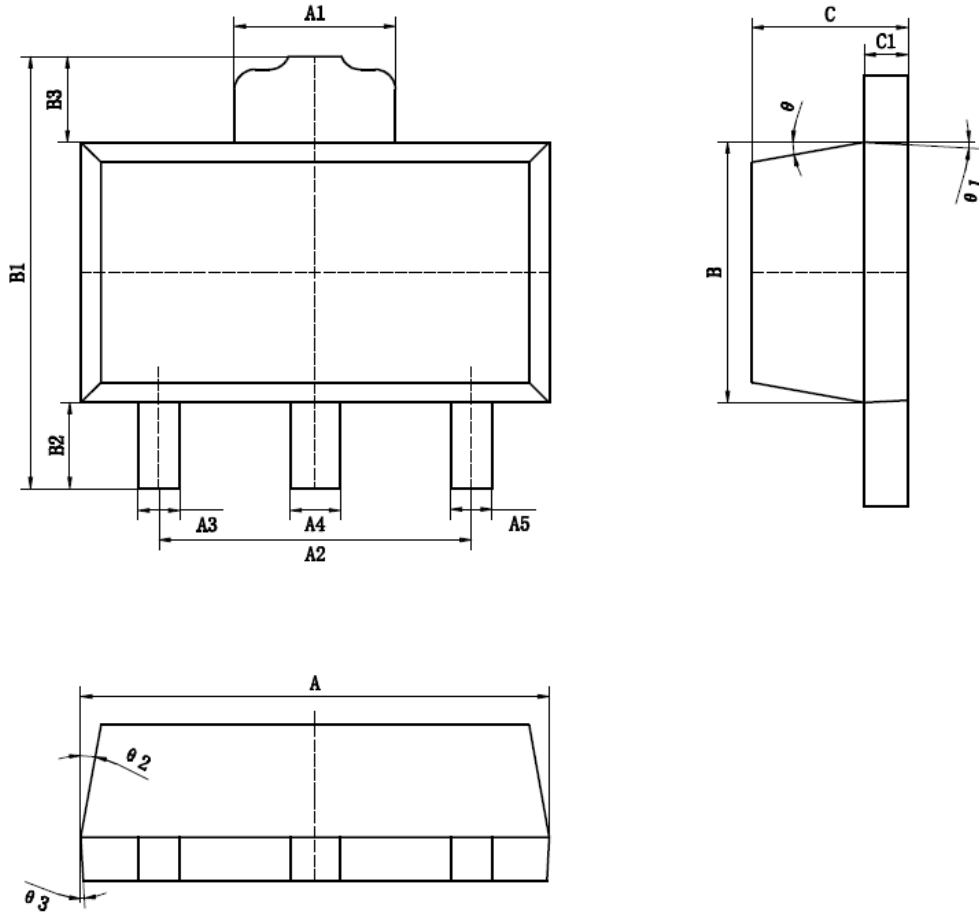


Gate Charge



Package Information

SOT89-3 Package



标注	尺寸	最小 (mm)	最大 (mm)	标注	尺寸	最小 (mm)	最大 (mm)
	A	4.40	4.60		B3	0.82	0.83
	A1	1.65	1.75		C	1.40	1.60
	A2	2.95	3.05		C1	0.35	0.45
	A3	0.35	0.45		θ	6° TYP4	
	A4	0.43	0.53		θ 1	3° TYP4	
	A5	0.35	0.45		θ 2	6° TYP4	
	B	2.40	2.60		θ 3	3° TYP4	
	B1	4.05	4.25				
	B2	0.82	0.83				

Design Notes

X-ON Electronics

Largest Supplier of Electrical and Electronic Components

Click to view similar products for [MOSFET](#) category:

Click to view products by [Techcode](#) manufacturer:

Other Similar products are found below :

[614233C](#) [648584F](#) [NTNS3A92PZT5G](#) [IRFD120](#) [IRFF430](#) [JANTX2N5237](#) [2N7000](#) [2SK2464-TL-E](#) [FCA20N60_F109](#) [FDZ595PZ](#) [2SJ277-DL-E](#) [2SK2267\(Q\)](#) [2SK2545\(Q,T\)](#) [405094E](#) [423220D](#) [MCH6646-TL-E](#) [MIC4420CM-TR](#) [VN1206L](#) [614234A](#) [715780A](#)
[SSM6J414TU,LF\(T](#) [751625C](#) [PSMN4R2-30MLD](#) [TK31J60W5,S1VQ\(O](#) [2SK2614\(TE16L1,Q\)](#) [DMN1017UCP3-7](#) [EFC2J004NUZTDG](#)
[FCAB21350L1](#) [P85W28HP2F-7071](#) [DMN1053UCP4-7](#) [NTE2384](#) [NTE2969](#) [NTE6400A](#) [DMN61D9UWQ-13](#) [US6M2GTR](#) [DMN31D5UDJ-7](#) [SSM6P54TU,LF](#) [DMP22D4UFO-7B](#) [IPS60R3K4CEAKMA1](#) [DMN1006UCA6-7](#) [DMN16M9UCA6-7](#) [STF5N65M6](#) [STU5N65M6](#)
[C3M0021120D](#) [DMN13M9UCA6-7](#) [BSS340NWH6327XTSA1](#) [MCM3400A-TP](#) [DMTH10H4M6SPS-13](#) [IPS60R1K0PFD7SAKMA1](#)
[IPS60R360PFD7SAKMA1](#)