



mSMD Series

Features

- Surface Mount Devices
- Lead free device
- Size 4.5*3.2 mm/0.18*0.12 inch
- Surface Mount packaging for automated assembly

Applications

- Almost anywhere there is a low voltage power supply, up to 60V and a load to be protected, including:
- Computer mother board, Modem, USB hub
 - PDAs & Charger, Analog & digital line card
 - Digital cameras, Disk drivers, CD-ROMs,

Alpha-Top (Sea & Land Alliance)

Performance Specification

| Model | V _{max} (Vdc) | I _{max} (A) | I _{hold} @25°C (A) | I _{trip} @25°C (A) | P _d Typ. (W) | Maximum Time To Trip | | Resistance | | Agency Approval | |
|-------------|---------------------------|-------------------------|-----------------------------------|-----------------------------------|-------------------------------|----------------------|---------------|---------------------------|---------------------------|-----------------|-----|
| | | | | | | Current (A) | Time (Sec) | R _i min (Ω) | R ₁ max (Ω) | UL | TUV |
| mSMD010 | 30.0 | 100 | 0.10 | 0.30 | 0.8 | 0.5 | 1.50 | 0.750 | 15.000 | | |
| mSMD014 | 60.0 | 100 | 0.14 | 0.34 | 0.8 | 1.5 | 0.15 | 0.650 | 6.000 | | |
| mSMD020 | 30.0 | 100 | 0.20 | 0.40 | 0.8 | 8.0 | 0.02 | 0.350 | 5.000 | | |
| mSMD030 | 30.0 | 100 | 0.30 | 0.60 | 0.8 | 8.0 | 0.10 | 0.250 | 3.000 | | |
| mSMD050 | 15.0 | 100 | 0.50 | 1.00 | 0.8 | 8.0 | 0.15 | 0.150 | 1.000 | ✓ | |
| mSMD050-33V | 33.0 | 100 | 0.50 | 1.00 | 0.8 | 8.0 | 0.15 | 0.150 | 1.000 | | |
| mSMD050-60V | 60.0 | 100 | 0.50 | 1.00 | 0.8 | 8.0 | 0.15 | 0.150 | 1.400 | | |
| mSMD075 | 13.2 | 100 | 0.75 | 1.50 | 0.8 | 8.0 | 0.20 | 0.090 | 0.450 | ✓ | |
| mSMD110 | 8.0 | 100 | 1.10 | 2.20 | 0.8 | 8.0 | 0.30 | 0.050 | 0.250 | ✓ | |
| mSMD110-16V | 16.0 | 100 | 1.10 | 2.20 | 0.8 | 8.0 | 0.30 | 0.050 | 0.250 | | |
| mSMD125 | 16.0 | 100 | 1.25 | 2.50 | 0.8 | 8.0 | 0.40 | 0.050 | 0.140 | | |
| mSMD150 | 8.0 | 100 | 1.50 | 3.00 | 0.8 | 8.0 | 0.50 | 0.040 | 0.160 | ✓ | |
| mSMD150-16V | 16.0 | 100 | 1.50 | 3.00 | 0.8 | 8.0 | 0.50 | 0.040 | 0.160 | | |
| mSMD160 | 8.0 | 100 | 1.60 | 2.80 | 0.8 | 8.0 | 1.00 | 0.030 | 0.130 | | |
| mSMD200 | 8.0 | 100 | 2.00 | 4.00 | 0.8 | 8.0 | 2.00 | 0.020 | 0.100 | ✓ | |
| mSMD260 | 8.0 | 100 | 2.60 | 5.00 | 0.8 | 8.0 | 2.50 | 0.015 | 0.050 | | |
| mSMD300 | 8.0 | 100 | 3.00 | 5.00 | 0.8 | 8.0 | 4.00 | 0.012 | 0.040 | | |
| mSMD350 | 6.0 | 100 | 3.50 | 6.00 | 2.0 | 10.0 | 4.00 | 0.008 | 0.030 | | |

I_{hold} = Hold Current. Maximum current device will not trip in 25°C still air.

I_{trip} = Trip Current. Minimum current at which the device will always trip in 25°C still air.

V_{max} = Maximum operating voltage device can withstand without damage at rated current (I_{max}).

I_{max} = Maximum fault current device can withstand without damage at rated voltage (V_{max}).

P_d = Power dissipation when device is in the tripped state in 25°C still air environment at rated voltage.

R_{imin}/max = Minimum/Maximum device resistance prior to tripping at 25°C.

R₁max = Maximum device resistance is measured one hour post reflow.

CAUTION : Operation beyond the specified ratings may result in damage and possible arcing and flame.

Environmental Specifications

| Test | Conditions | Resistance change |
|--|-----------------------------|-------------------|
| Passive aging | +85°C, 1000 hrs. | ±5% typical |
| Humidity aging | +85°C, 85% R.H. , 168 hours | ±5% typical |
| Thermal shock | +85°C to -40°C, 20 times | ±33% typical |
| Resistance to solvent | MIL-STD-202,Method 215 | No change |
| Vibration | MIL-STD-202,Method 201 | No change |
| Ambient operating conditions : - 40 °C to +85 °C | | |
| Maximum surface temperature of the device in the tripped state is 125 °C | | |

Agency Approvals :



E201504(Alpha-Top)/E319079(Sea&Land)

Regulation/Standard:



2002/95/EC



EN14582

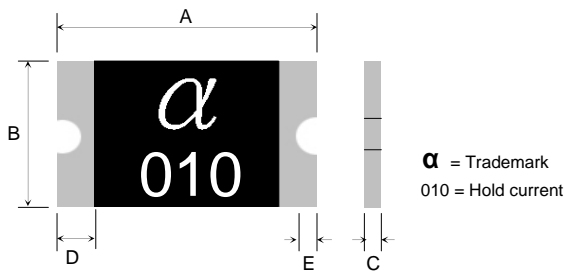
I_{hold} Versus Temperature

| Model | Maximum ambient operating temperature (T _{max}) vs. hold current (I _{hold}) | | | | | | | | | |
|-------------|---|-------|------|------|------|------|------|------|------|--|
| | -40°C | -20°C | 0°C | 25°C | 40°C | 50°C | 60°C | 70°C | 85°C | |
| mSMD010 | 0.16 | 0.14 | 0.12 | 0.10 | 0.08 | 0.07 | 0.06 | 0.05 | 0.03 | |
| mSMD014 | 0.23 | 0.19 | 0.17 | 0.14 | 0.12 | 0.10 | 0.09 | 0.08 | 0.06 | |
| mSMD020 | 0.29 | 0.26 | 0.23 | 0.20 | 0.17 | 0.15 | 0.14 | 0.12 | 0.10 | |
| mSMD030 | 0.44 | 0.39 | 0.35 | 0.30 | 0.26 | 0.23 | 0.21 | 0.18 | 0.15 | |
| mSMD050 | 0.59 | 0.57 | 0.55 | 0.50 | 0.45 | 0.43 | 0.35 | 0.30 | 0.23 | |
| mSMD075 | 1.10 | 0.99 | 0.87 | 0.75 | 0.63 | 0.57 | 0.49 | 0.45 | 0.35 | |
| mSMD110 | 1.60 | 1.45 | 1.28 | 1.10 | 0.92 | 0.83 | 0.71 | 0.66 | 0.52 | |
| mSMD110-16V | 1.59 | 1.44 | 1.27 | 1.10 | 0.92 | 0.82 | 0.70 | 0.64 | 0.50 | |
| mSMD125 | 2.00 | 1.75 | 1.52 | 1.25 | 1.00 | 0.95 | 0.90 | 0.75 | 0.53 | |
| mSMD150 | 2.30 | 2.05 | 1.77 | 1.50 | 1.23 | 1.09 | 0.95 | 0.82 | 0.61 | |
| mSMD150-16V | 2.28 | 2.03 | 1.75 | 1.50 | 1.21 | 1.07 | 0.93 | 0.79 | 0.58 | |
| mSMD160 | 2.10 | 1.96 | 1.88 | 1.60 | 1.26 | 1.12 | 0.98 | 0.84 | 0.63 | |
| mSMD200 | 2.88 | 2.61 | 2.25 | 2.00 | 1.80 | 1.66 | 1.45 | 1.09 | 0.80 | |
| mSMD260 | 3.90 | 3.42 | 2.96 | 2.60 | 2.33 | 2.07 | 1.94 | 1.35 | 1.00 | |
| mSMD300 | 4.15 | 3.76 | 3.46 | 3.00 | 2.55 | 2.28 | 2.01 | 1.61 | 1.33 | |
| mSMD350 | 4.84 | 4.39 | 4.04 | 3.50 | 2.98 | 2.66 | 2.35 | 1.88 | 1.55 | |

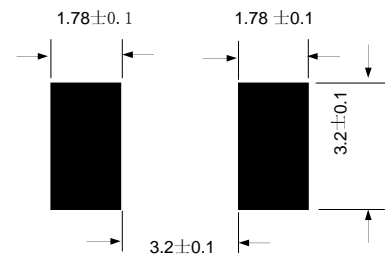
Construction And Dimension (Unit:mm)

| Model | A | | B | | C | | D | | E | |
|-------------|------|------|------|------|------|------|------|------|------|------|
| | Min. | Max. | Min. | Max. | Min. | Max. | Min. | Max. | Min. | Max. |
| mSMD010 | 4.37 | 4.73 | 3.07 | 3.41 | 0.50 | 1.00 | 0.30 | 0.30 | 0.25 | 0.25 |
| mSMD014 | 4.37 | 4.73 | 3.07 | 3.41 | 0.50 | 1.00 | 0.30 | 0.30 | 0.25 | 0.25 |
| mSMD020 | 4.37 | 4.73 | 3.07 | 3.41 | 0.50 | 1.30 | 0.30 | 0.30 | 0.25 | 0.25 |
| mSMD030 | 4.37 | 4.73 | 3.07 | 3.41 | 0.50 | 1.00 | 0.30 | 0.30 | 0.25 | 0.25 |
| mSMD050 | 4.37 | 4.73 | 3.07 | 3.41 | 0.40 | 0.90 | 0.30 | 0.30 | 0.25 | 0.25 |
| mSMD050-33V | 4.37 | 4.73 | 3.07 | 3.41 | 0.70 | 1.30 | 0.30 | 0.30 | 0.25 | 0.25 |
| mSMD050-60V | 4.37 | 4.73 | 3.07 | 3.41 | 1.10 | 1.80 | 0.30 | 0.30 | 0.25 | 0.25 |
| mSMD075 | 4.37 | 4.73 | 3.07 | 3.41 | 0.40 | 0.90 | 0.30 | 0.30 | 0.25 | 0.25 |
| mSMD110 | 4.37 | 4.73 | 3.07 | 3.41 | 0.40 | 0.90 | 0.30 | 0.30 | 0.25 | 0.25 |
| mSMD110-16V | 4.37 | 4.73 | 3.07 | 3.41 | 0.60 | 1.30 | 0.30 | 0.30 | 0.25 | 0.25 |
| mSMD125 | 4.37 | 4.73 | 3.07 | 3.41 | 0.60 | 1.30 | 0.30 | 0.30 | 0.25 | 0.25 |
| mSMD150 | 4.37 | 4.73 | 3.07 | 3.41 | 0.40 | 1.20 | 0.30 | 0.30 | 0.25 | 0.25 |
| mSMD150-16V | 4.37 | 4.73 | 3.07 | 3.41 | 0.40 | 1.20 | 0.30 | 0.30 | 0.25 | 0.25 |
| mSMD160 | 4.37 | 4.73 | 3.07 | 3.41 | 0.40 | 1.20 | 0.30 | 0.30 | 0.25 | 0.25 |
| mSMD200 | 4.37 | 4.73 | 3.07 | 3.41 | 0.50 | 1.30 | 0.30 | 0.30 | 0.25 | 0.25 |
| mSMD260 | 4.37 | 4.73 | 3.07 | 3.41 | 0.50 | 1.50 | 0.30 | 0.30 | 0.25 | 0.25 |
| mSMD300 | 4.37 | 4.73 | 3.07 | 3.41 | 0.50 | 1.50 | 0.30 | 0.30 | 0.25 | 0.25 |
| mSMD350 | 4.37 | 4.73 | 3.07 | 3.41 | 0.50 | 1.50 | 0.30 | 0.30 | 0.25 | 0.25 |

Dimensions & Marking



Recommended Pad Layout (mm)



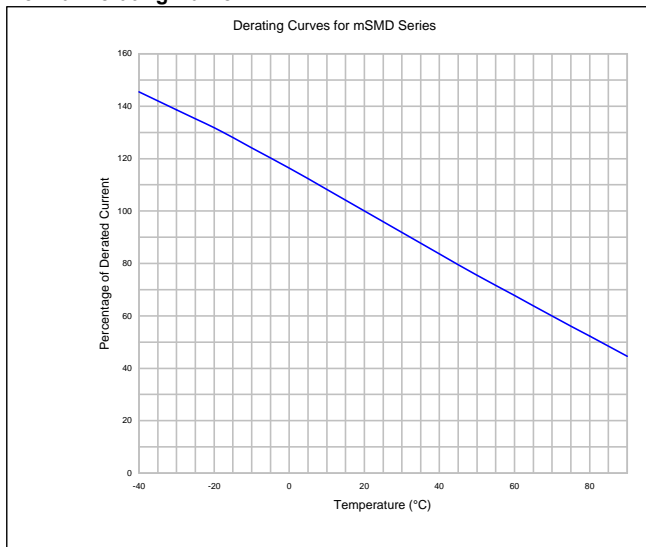
Termination Pad Characteristics

Terminal pad materials : Tin-plated Nickel-Copper
Terminal pad solderability : Meets EIA specification RS186-9E and ANSI/J-STD-002 Category 3.

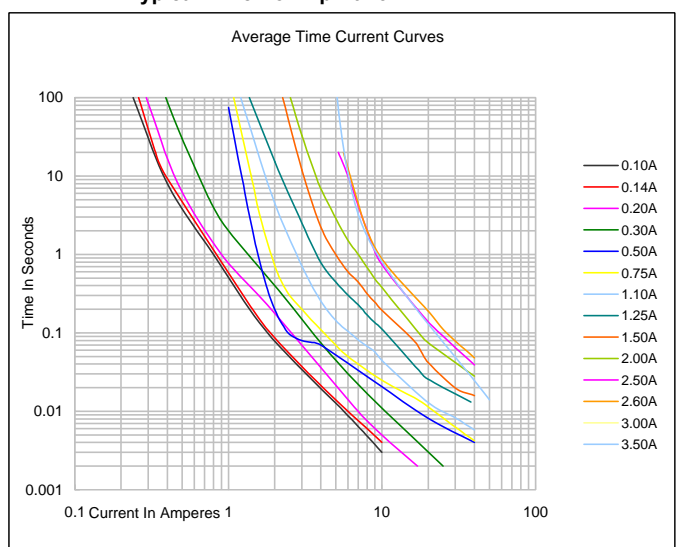
Rework

Use standard industry practices, the removal device must be replaced with a fresh one.

Thermal Derating Curve



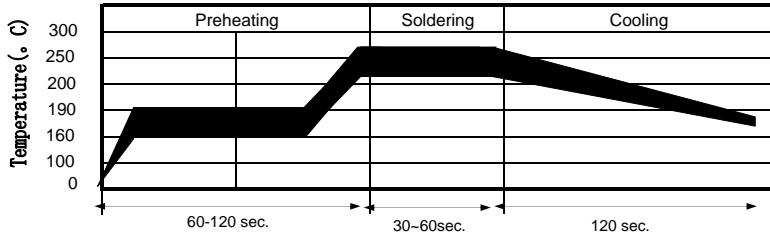
Typical Time-To-Trip At 25°C



WARNING:

- Use PPTC beyond the maximum ratings or improper use may result in device damage and possible electrical arcing and flame.
- PPTC are intended for protection against occasional over current or over temperature fault conditions and should not be used when repeated fault conditions or prolonged trip events are anticipated.
- Device performance can be impacted negatively if devices are handled in a manner inconsistent with recommended electronic, thermal, and mechanical procedures for electronic components.
- Use PPTC with a large inductance in circuit will generate a circuit voltage (L di/dt) above the rated voltage of the PPTC.
- Avoid impact PPTC device its thermal expansion like placed under pressure or installed in limited space.
- Contamination of the PPTC material with certain silicon based oils or some aggressive solvents can adversely impact the performance of the devices. PPTC SMD can be cleaned by standard

Recommended Solder Reflow Conditions

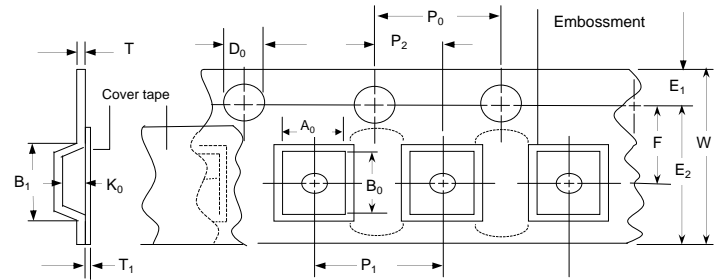


- Recommended reflow methods : IR, vapor phase oven, hot air oven.
- Devices are not designed to be wave soldered to the bottom side of the board.
- Recommended maximum paste thickness is 0.25 mm (0.010 inch).
- Devices can be cleaned using standard method and solvents.
- Note : If reflow temperatures exceed the recommended profile, devices may not meet the performance requirements.

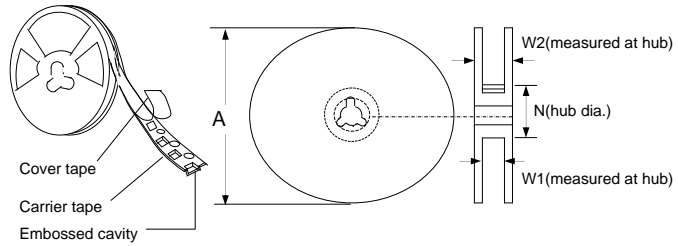
Tape And Reel Specifications (mm)

| Governing Specifications | EIA 481-1 |
|--------------------------|------------------|
| W | 12 ± 0.3 |
| P0 | 4.0 ± 0.10 |
| P1 | 8.0 ± 0.10 |
| P2 | 2.0 ± 0.05 |
| A0 | 3.5 ± 0.23 |
| B0 | 5.1 ± 0.15 |
| B1max. | 5.9 |
| D0 | 1.5 + 0.1, -0 |
| F | 5.5 ± 0.05 |
| E1 | 1.75 ± 0.10 |
| E2min. | 10.25 |
| Tmax. | 0.6 |
| T1max. | 0.1 |
| K0 | 0.9 ± 0.15 |
| Leader min. | 390 |
| Trailer min. | 160 |
| Reel Dimensions | |
| A max. | 178 |
| N min. | 60 |
| W1 | 12.4 + 2.0, -0.0 |
| W2max. | 18.4 |

EIA Tape Component Dimensions



EIA Reel Dimensions



Storage And Handling

- Storage conditions : 40°C max, 70% R.H.
- Devices may not meet specified performance if storage conditions are exceeded.

Order Information

Packaging

| mSMD | 110 | Tape & Reel Quantity |
|----------------------------|---------|----------------------------|
| Product name | Hold | mSMD Series 1,500 pcs/reel |
| Size 4532mm/1812 inch | Current | |
| SMD : surface mount device | 1.10A | |

Tape & reel packaging per EIA481-1

Labeling Information

Sea & Land Electronic Corp.

Model:
Part no.:
Spec.:
Lot no.:
Q'ty:

倉儲：密封！溫度：18~33℃/濕度：30~60% A

X-ON Electronics

Largest Supplier of Electrical and Electronic Components

Click to view similar products for [Resettable Fuses - PPTC](#) category:

Click to view products by [TECHFUSE](#) manufacturer:

Other Similar products are found below :

[RF0077-000](#) [RF3256-000](#) [RF3281-000](#) [RF3301-000](#) [RF3341-000](#) [RF3344-000](#) [RF3382-000](#) [SMD125-2](#) [RF2171-000](#) [RF2531-000](#) [RF2873-000](#) [RF3060-000](#) [TR600-150Q-B-0.5-0.130](#) [RXE090](#) [5E4795/04-1502](#) [TRF250-080T-B-1.0-0.125](#) [SMD100-2](#) [NIS5452MT1TXG](#) [NIS5431MT1TXG](#) [SMD250-2](#) [0ZCM0001FF2G](#) [0ZCM0003FF2G](#) [0ZCM0004FF2G](#) [BK60-017-DZ-E0.6](#) [F95456-000](#) [LVR100S](#) [RS30-090](#) [RS30-110](#) [RS30-600](#) [RS30-700](#) [RS30-800](#) [RS30-900](#) [RS60RB-005](#) [RS60RB-010](#) [RS60RB-020](#) [RS60RB-025](#) [RS60RB-050](#) [RS60RB-075](#) [RS60RB-160](#) [RS60SB-250](#) [ASMD0603-010-30V](#) [ASMD0603-025-16V](#) [ASMD2920-260-24V](#) [BSMD0603-025-12V](#) [BSMD1206-150-12V](#) [BSMD0805-020-33V](#) [BSMD1206-075-13.2V](#) [BSMD2920-400-6V](#) [BSMD2920-300-6V](#) [BSMD2920-700-6V](#)