



SEA & LAND ELECTRONIC CORP.

www.sealand-pptc.com



ALPHA-TOP TECHNOLOGY CORP.

www.alpha-top.cn

APPROVAL SHEET

MODEL NO.: nSMD075-30V

CUSTOMER:

CUSTOMER'S APPROVAL:

AUTHORIZED SIGNATURE/STAMP:

DATE

MANUFACTURER:

HEAD OFFICE:

13F.,No.120-10,Sec.3,Zhongshan Rd.,Zhonghe Dist.,New Taipei City 23544,Taiwan
Tel: 886-2-8221-2567
Fax:882-2-2225-7268
E-mail:service@chipfast.com.tw

China Branch:

Factory Building B)Shuangpeng,Weibu Village, Qiuchang Town,
Huiyang District, Huizhou City, Guangdong Province, P.R.C.)
Tel: 86-752-3562001
Fax:86-752-3558696
E-mail:service@atpptc.com

Submitted by: Chen
Approved by: YC Lin
DATE: 10-Aug-22

SEA & LAND ELECTRONIC CORP.



Features

- Surface Mount Devices
- Lead free device
- Size 3.2*1.6 mm/0.12*0.06 inch
- Surface Mount packaging for automated assembly

Applications

- Almost anywhere there is a low voltage power supply, up to 60V and a load to be protected, including:
- Computer mother board, Modem, USB hub
 - PDAs & Charger, Analog & digital line card
 - Digital cameras, Disk drivers, CD-ROMs,

nSMD075-30V

Alpha-Top (Sea&Land Alliance)

Performance Specification

| Model | Marking | V _{max} (Vdc) | I _{max} (A) | I _{hold} @25°C (A) | I _{trip} @25°C (A) | P _d Max. (W) | Maximum Time To Trip | | Resistance | | Agency Approval | |
|-------------|---------|---------------------------|-------------------------|-----------------------------------|-----------------------------------|-------------------------------|----------------------|---------------|---------------------------|--------------------------|-----------------|-----|
| | | | | | | | Current (A) | Time (Sec) | R _{i_min} (Ω) | R _{1max} (Ω) | UL | TUV |
| nSMD075-30V | αG | 30 | 100 | 0.75 | 1.50 | 0.6 | 8.00 | 0.20 | 0.090 | 0.500 | | |

I_{hold} = Hold Current. Maximum current device will not trip in 25°C still air.
I_{trip} = Trip Current. Minimum current at which the device will always trip in 25°C still air.
V_{max} = Maximum operating voltage device can withstand without damage at rated current (I_{max}).
I_{max} = Maximum fault current device can withstand without damage at rated voltage (V_{max}).
P_d = Power dissipation when device is in the tripped state in 25°C still air environment at rated voltage.
R_{imin/max} = Minimum/Maximum device resistance prior to tripping at 25°C.
R_{1max} = Maximum device resistance is measured one hour post reflow.
CAUTION : Operation beyond the specified ratings may result in damage and possible arcing and flame.

Environmental Specifications

| Test | Conditions |
|---|-----------------------------|
| Passive aging | +85°C, 1000 hrs. |
| Humidity aging | +85°C, 85% R.H. , 168 hours |
| Thermal shock | +85°C to -40°C, 20 times |
| Resistance to solvent | MIL-STD-202, Method 215 |
| Vibration | MIL-STD-202, Method 201 |
| Ambient operating conditions : | - 40 °C to 85 °C |
| Maximum surface temperature of the device in the tripped state is | 125 °C |
| In case of special use, please contact our engineer | |

Agency Approvals :

| | | |
|----------------------|---|-------------|
| Regulation/Standard: |  | 2015/863/EU |
| |  | EN14582 |

I_{hold} Versus Temperature

| Model | Maximum ambient operating temperature (T _{mao}) vs. hold current (I _{hold}) | | | | | | | | |
|-------------|---|-------|-------|-------|-------|-------|-------|-------|-------|
| | -40°C | -20°C | 0°C | 25°C | 40°C | 50°C | 60°C | 70°C | 85°C |
| nSMD075-30V | 1.140 | 1.010 | 0.880 | 0.750 | 0.650 | 0.590 | 0.540 | 0.490 | 0.410 |

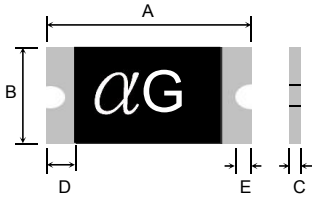
nSMD075-30V

Alpha-Top (Sea&Land Alliance)

Construction And Dimension (Unit:mm)

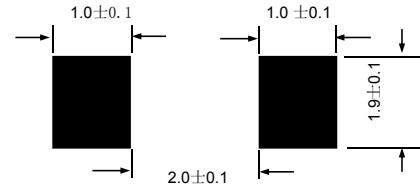
| Model | A | | B | | C | | D | | E |
|-------------|------|------|------|------|------|------|------|------|------|
| | Min. | Max. | Min. | Max. | Min. | Max. | Min. | Max. | Min. |
| nSMD075-30V | 3.00 | 3.50 | 1.50 | 1.80 | 0.80 | 1.80 | 0.15 | | 0.10 |

Dimensions & Marking



α = Trademark
G = Part identification

Recommended Pad Layout (mm)



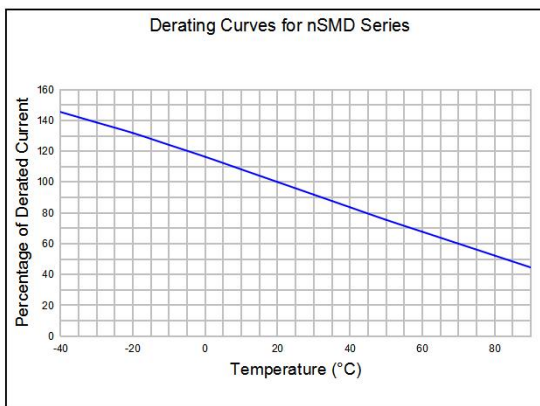
Termination Pad Characteristics

Terminal pad materials : Tin-plated Nickel-Copper
Terminal pad solderability : Meets EIA specification RS186-9E and ANSI/J-STD-002 Category 3.

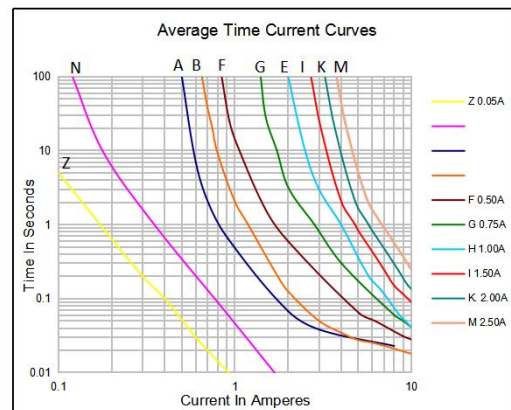
Rework

Use standard industry practices, the removal device must be replaced with a fresh one.

Thermal Derating Curve



Typical Time-To-Trip At 25°C



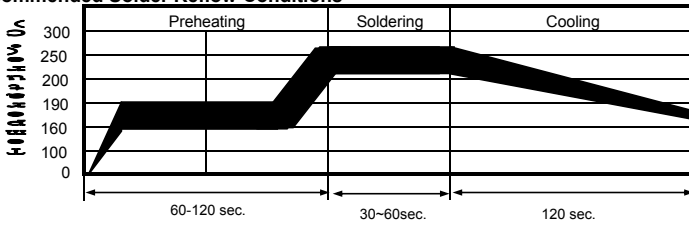
WARNING:

- Use PPTC beyond the maximum ratings or improper use may result in device damage and possible electrical arcing and flame.
- PPTC are intended for protection against occasional over current or over temperature fault conditions and should not be used when repeated fault conditions or prolonged trip events are anticipated.
- Device performance can be impacted negatively if devices are handled in a manner inconsistent with recommended electronic, thermal, and mechanical procedures for electronic components.
- Use PPTC with a large inductance in circuit will generate a circuit voltage (L di/dt) above the rated voltage of the PPTC.
- Avoid impact PPTC device its thermal expansion like placed under pressure or installed in limited space.
- Contamination of the PPTC material with certain silicon based oils or some aggressive solvents can adversely impact the performance of the devices. PPTC SMD can be cleaned by standard methods.
- Requests that customers comply with our recommended solder pad layouts and recommended reflow profile. Improper board layouts or reflow profile could negatively impact solderability performance of our devices.

nSMD075-30V

Alpha-Top (Sea&Land Alliance)

Recommended Solder Reflow Conditions

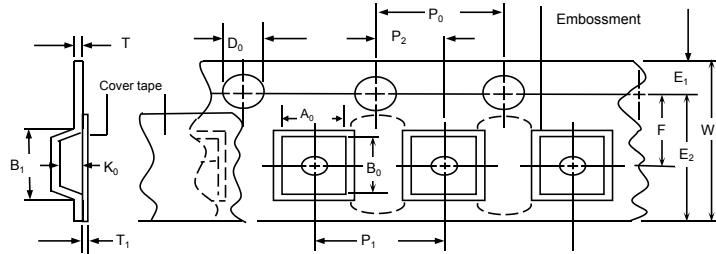


- Recommended reflow methods : IR, vapor phase oven, hot air oven.
 - Devices are not designed to be wave soldered to the bottom side of the board.
 - Recommended maximum paste thickness is 0.25 mm (0.010 inch).
 - Devices can be cleaned using standard method and solvents.
- Note : If reflow temperatures exceed the recommended profile, devices may not meet the performance requirements.

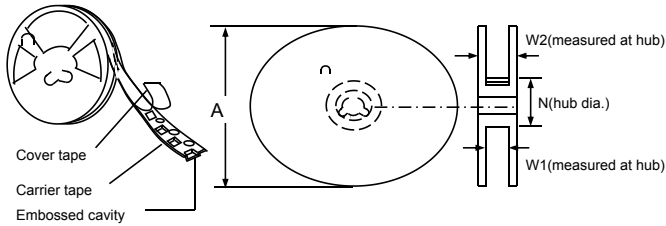
Tape And Reel Specifications (mm)

| Governing Specifications | EIA 481-1 |
|--------------------------|---------------|
| W | 8.15 ± 0.3 |
| P0 | 4.0 ± 0.10 |
| P1 | 4.0 ± 0.10 |
| P2 | 2.0 ± 0.05 |
| A0 | 1.95 ± 0.10 |
| B0 | 3.45 ± 0.10 |
| B1max. | 4.35 |
| D0 | 1.5 + 0.1, -0 |
| F | 3.5 ± 0.05 |
| E1 | 1.75 ± 0.10 |
| E2min. | 6.25 |
| Tmax. | 0.6 |
| T1max. | 0.1 |
| K0 | 1.04 ± 0.1 |
| Leader min. | 390 |
| Trailer min. | 160 |
| Reel Dimensions | |
| A max. | 178 |
| N min. | 60 |
| W1 | 9 ± 0.5 |
| W2 | 12.6 ± 0.5 |

EIA Tape Component Dimensions



EIA Reel Dimensions



Storage And Handling

- Storage conditions : 40°C max, 70% R.H.
- Devices may not meet specified performance if storage conditions are exceeded.

Order Information

| nSMD | 075-30V | Packaging | Tape & Reel Quantity |
|----------------------------|---------|-----------|----------------------|
| Product name | Hold | | 3500 pcs/reel |
| Size 3216 mm / 1206 inch | Current | | |
| SMD : surface mount device | 0.75A | | |

Tape & reel packaging per EIA481-1

Labeling Information

Sea & Land Electronic Corp.

HF ~~Pb~~ RoHS

Model:
Part no.:
Spec.:
Lot no.:
Q'ty:

倉儲: 密封! 温度: 18~33°C/湿度: 30~60% A

X-ON Electronics

Largest Supplier of Electrical and Electronic Components

Click to view similar products for [Resettable Fuses - PPTC](#) category:

Click to view products by [TECHFUSE](#) manufacturer:

Other Similar products are found below :

[RF0077-000](#) [RF0627-000](#) [RF3301-000](#) [RF3382-000](#) [SMD125-2](#) [RF1973-000](#) [RF2531-000](#) [RF2873-000](#) [RF3060-000](#) [TR600-150Q-B-0.5-0.130](#) [RXE090](#) [5E4795/04-1502](#) [TRF250-080T-B-1.0-0.125](#) [SMD100-2](#) [NIS5431MT1TXG](#) [SMD250-2](#) [RS30-090](#) [RS30-600](#) [RS30-800](#) [RS30-900](#) [RS60RB-160](#) [RS60SB-250](#) [SB250-145](#) [0ZCH0110AF2E](#) [0603L001/60YR](#) [0603L003/36YR](#) [BK250-120-SZ-E0.6](#) [BK60-010-DI-E0.5](#) [BK250-040-DY-E0.6](#) [RF2631-000](#) [NIS5420MT2TXG](#) [NIS5420MT3TXG](#) [NIS6420MT1TWG](#) [RF5032-000](#) [RF5051-000](#) [RF5034-000](#) [RF5105-000](#) [RF5062-000](#) [RF5055-000](#) [RF5052-000](#) [2920L075/72MR](#) [BSMD0603-025-24V](#) [BSMD0402L-005](#) [BSMD0603-010-9V](#) [BSMD1812-020-60V](#) [BSMD2920-400-30V](#) [BSMD0603-010-12V](#) [BSMD0805-035-30V](#) [BSMD1210-150-16V](#) [BSMD0805-003-60V](#)