



SEA & LAND ELECTRONIC CORP.

WWW.SEALAND-PPTC.COM



ALPHA-TOP TECHNOLOGY CORP.

WWW.ALPHA-TOP.COM

APPROVAL SHEET

MODEL NO.:

R16-090

CUSTOMER:

CUSTOMER'S APPROVAL:

AUTHORIZED SIGNATURE/STAMP:

DATE

MANUFACTURER:

HEAD OFFICE:

13F.,No.120-10,Sec.3,Zhongshan Rd.,Zhonghe Dist.,New Taipei City 23544,Taiwan

Tel: 886-2-8221-2567

Fax:882-2-2225-7268

E-mail:service@chipfast.com.tw

China Branch:

31 Chang-Xin-Zon Road,Gao-Ling Industrial Zone,Chiu-chang Town,

Huey Yang Distric,Huey Zhou City,Guang Dong516221,CHINA

Tel: 86-752-3562001

Fax:86-752-3558696

E-mail:service@atpptc.com

Submitted by:

Chung Cheng

Approved by:

YC Lin

DATE:

9-Apr-13

SEA & LAND ELECTRONIC CORP.



R16-090

Features

- Radial Leaded Devices
- Cured, flame, retardant epoxy polymer insulating material meets UL 94V-0 requirements
- Bulk packaging, or tape and reel available on most models

Applications

- Almost anywhere there is a low voltage power supply, up to 16V and a load to be protected, including:
- Personal computer
 - Medical electronics
 - Personal care product

Alpha-Top (Sea & Land Alliance)

Model	V _{max} (Vdc)	I _{max} (A)	I _{hold} (A)	I _{trip} (A)	P _d Typ. (W)	Maximum Time To Trip		Resistance			Agency Approval	
						Current (A)	Time (Sec)	Ri min (Ω)	Ri max (Ω)	R1 max (Ω)	UL	TUV
R16-090	16	100	0.90	1.80	0.60	8.00	1.2	0.070	0.1200	0.180		

I_{hold} = Hold Current : maximum current device will sustain for 4 hours without tripping in 25°C still air.

I_{trip} = Trip Current : minimum current at which the device will trip in 25°C still air.

V_{max} = Maximum voltage device can withstand without damage at rated current (I_{max}).

I_{max} = Maximum fault current device can withstand without damage at rated voltage (V_{max}).

P_d = Power dissipated from device when in the tripped state at 25°C still air.

Ri min/max = Minimum/Maximum resistance of device in initial (un-soldered) state.

R1 max = Maximum resistance of device at 25°C measured one hour after tripping.

CAUTION : Operation beyond the specified ratings may result in damage and possible arcing and flame.

Environmental Specifications

Test	Conditions	Resistance change
Passive aging	+85°C, 1000 hrs.	±5% typical
Humidity aging	+85°C, 85% R.H., 1000 hrs	±5% typical
Thermal shock	+85°C to -40°C, 20 times	±10% typical
Resistance to solvent	MIL-STD-202, Method 215	No change
Vibration	MIL-STD-202, Method 201	No change
Ambient operating /storage conditions : - 40 °C to +85 °C		
Maximum surface temperature of the device in the tripped state is 125 °C		

Agency Approvals :

UL pending

Regulation/Standard:



2002/95/EC



EN14582

PHYSICAL SPECIFICATIONS :

Materials : Leads

Tin plated copper-clad steel, 24 AWG (0.51mm/0.020" Dia.)

Lead Solderability : MIL-STD-202, Method 208E

Device Labeling : Device is marked with Logo, amperage rating , voltage rating & date code.

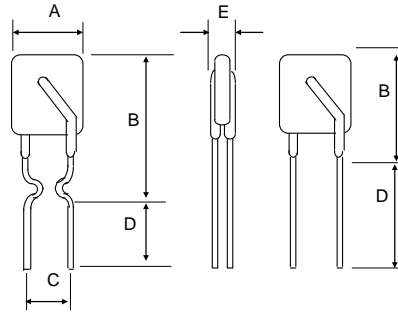


WARNING:

- Use PPTC beyond the maximum ratings or improper use may result in device damage and possible electrical arcing and flame.
- PPTC are intended for protection against occasional over current or over temperature fault conditions and should not be used when repeated fault conditions or prolonged trip events are anticipated.
- Device performance can be impacted negatively if devices are handled in a manner inconsistent with recommended electronic, thermal, and mechanical procedures for electronic components.
- Use PPTC with a large inductance in circuit will generate a circuit voltage (L di/dt) above the rated voltage of the PPTC.
- Avoid impact PPTC device its thermal expansion like placed under pressure or installed in limited space.

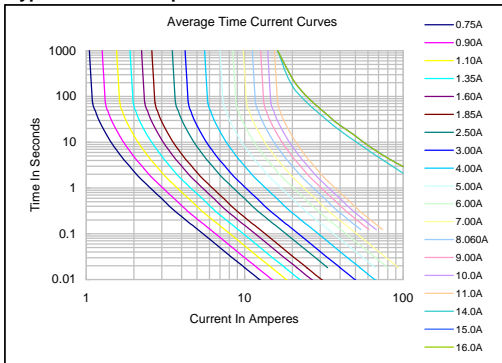
Physical Dimensions (Unit: mm)

Model	A	B	C	D	E	Lead Style
	Max.	Max.	Typ.	Min.	Max.	
R16-090	7.40	12.20	5.10	7.6	3	Kink

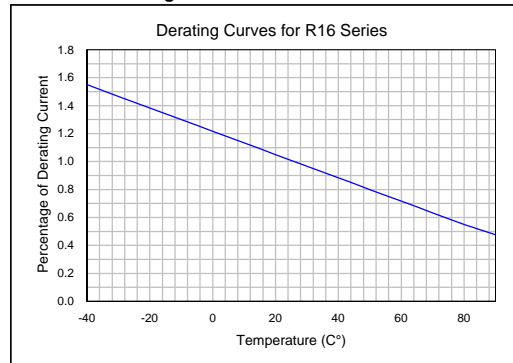


Note : Stand-offs only used for R16-090 - R16-250

Typical Time-To-Trip Curve at 25°C



Thermal Derating Curve



Packing :

Model	Reel QTY	Bag QTY
R16-090	3000	500

Tape & Reel packaging per EIA468-B standard.

Labeling Information

Sea & Land Electronic Corp.

HF Pb RoHS

Model:
Part no.:
Spec.:
Lot no.:
Q'ty:

倉儲：密封！溫度：18~33℃/濕度：30~60% A

X-ON Electronics

Largest Supplier of Electrical and Electronic Components

Click to view similar products for [Resettable Fuses - PPTC](#) category:

Click to view products by [TECHFUSE](#) manufacturer:

Other Similar products are found below :

[RF0077-000](#) [RF3256-000](#) [RF3281-000](#) [RF3301-000](#) [RF3344-000](#) [RF3382-000](#) [SMD125-2](#) [RF2171-000](#) [RF2531-000](#) [RF2873-000](#) [RF3060-000](#) [TR600-150Q-B-0.5-0.130](#) [RXE090](#) [5E4795/04-1502](#) [TRF250-080T-B-1.0-0.125](#) [SMD100-2](#) [NIS5452MT1TXG](#) [NIS5431MT1TXG](#) [SMD250-2](#) [0ZCM0001FF2G](#) [0ZCM0003FF2G](#) [0ZCM0004FF2G](#) [BK60-017-DZ-E0.6](#) [F95456-000](#) [LVR100S](#) [RS30-090](#) [RS30-600](#) [RS30-700](#) [RS30-800](#) [RS30-900](#) [RS60RB-005](#) [RS60RB-010](#) [RS60RB-020](#) [RS60RB-025](#) [RS60RB-050](#) [RS60RB-075](#) [RS60RB-160](#) [SMD1206-300C-12V](#) [KRL1200050SBY](#) [SB250-145](#) [SB250-030](#) [SB250-040](#) [SB250-200](#) [SB250-600](#) [SMD0805-005-24V](#) [SMD0805-050-16V](#) [SMD1210-005-60V](#) [SMD0805-005](#) [R60-375](#) [SMD1210-150-16V](#)