



SEA & LAND ELECTRONIC CORP.

[WWW.SEALAND-PPTC.COM](http://WWW.SEALAND-PPTC.COM)



ALPHA-TOP TECHNOLOGY CORP.

[WWW.ALPHA-TOP.COM](http://WWW.ALPHA-TOP.COM)

## APPROVAL SHEET

MODEL NO.:	R16-135
------------	---------

CUSTOMER:
CUSTOMER'S APPROVAL:
AUTHORIZED SIGNATURE/STAMP:
DATE

MANUFACTURER:
HEAD OFFICE:
13F.,No.120-10,Sec.3,Zhongshan Rd.,Zhonghe Dist.,New Taipei City 23544,Taiwan
Tel: 886-2-8221-2567
Fax:882-2-2225-7268
E-mail:service@chipfast.com.tw
China Branch:
31 Chang-Xin-Zon Road,Gao-Ling Industrial Zone,Chiu-chang Town, Huey Yang Distric,Huey Zhou City,Guang Dong516221,CHINA
Tel: 86-752-3562001
Fax:86-752-3558696
E-mail:service@atpptc.com

Submitted by:	Chung Cheng
Approved by:	YC Lin
DATE:	9-Apr-13



R16-135

**Features**

- Radial Leaded Devices
- Cured, flame, retardant epoxy polymer insulating material meets UL 94V-0 requirements
- Bulk packaging, or tape and reel available on most models

**Applications**

- Almost anywhere there is a low voltage power supply, up to 16V and a load to be protected, including:
- Personal computer
  - Medical electronics
  - Personal care product

Alpha-Top (Sea & Land Alliance)

Model	V <sub>max</sub> (Vdc)	I <sub>max</sub> (A)	I <sub>hold</sub> (A)	I <sub>trip</sub> (A)	P <sub>d</sub> Typ. (W)	Maximum Time To Trip		Resistance			Agency Approval	
						Current (A)	Time (Sec)	Ri min (Ω)	Ri max (Ω)	R1 max (Ω)	UL	TUV
R16-135	16	100	1.35	2.70	0.80	8.00	4.5	0.040	0.0740	0.120		

**I<sub>hold</sub>** = Hold Current : maximum current device will sustain for 4 hours without tripping in 25°C still air.

**I<sub>trip</sub>** = Trip Current : minimum current at which the device will trip in 25°C still air.

**V<sub>max</sub>** = Maximum voltage device can withstand without damage at rated current (I<sub>max</sub>).

**I<sub>max</sub>** = Maximum fault current device can withstand without damage at rated voltage (V<sub>max</sub>).

**P<sub>d</sub>** = Power dissipated from device when in the tripped state at 25°C still air.

**Ri min/max** = Minimum/Maximum resistance of device in initial (un-soldered) state.

**R1 max** = Maximum resistance of device at 25°C measured one hour after tripping.

**CAUTION : Operation beyond the specified ratings may result in damage and possible arcing and flame.**

**Environmental Specifications**

Test	Conditions	Resistance change
Passive aging	+85°C, 1000 hrs.	±5% typical
Humidity aging	+85°C, 85% R.H., 1000 hrs	±5% typical
Thermal shock	+85°C to -40°C, 20 times	±10% typical
Resistance to solvent	MIL-STD-202, Method 215	No change
Vibration	MIL-STD-202, Method 201	No change
Ambient operating /storage conditions : - 40 °C to +85 °C		
Maximum surface temperature of the device in the tripped state is 125 °C		

Agency Approvals :

UL pending

Regulation/Standard:



2002/95/EC



EN14582

**PHYSICAL SPECIFICATIONS :**

**Materials : Leads**

Tin plated copper-clad steel, 24 AWG (0.51mm/0.020" Dia.)

**Lead Solderability :** MIL-STD-202, Method 208E

**Device Labeling :** Device is marked with Logo, amperage rating , voltage rating & date code.

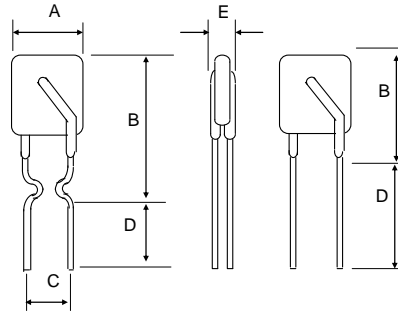


**WARNING:**

- Use PPTC beyond the maximum ratings or improper use may result in device damage and possible electrical arcing and flame.
- PPTC are intended for protection against occasional over current or over temperature fault conditions and should not be used when repeated fault conditions or prolonged trip events are anticipated.
- Device performance can be impacted negatively if devices are handled in a manner inconsistent with recommended electronic, thermal, and mechanical procedures for electronic components.
- Use PPTC with a large inductance in circuit will generate a circuit voltage (L di/dt) above the rated voltage of the PPTC.
- Avoid impact PPTC device its thermal expansion like placed under pressure or installed in limited space.

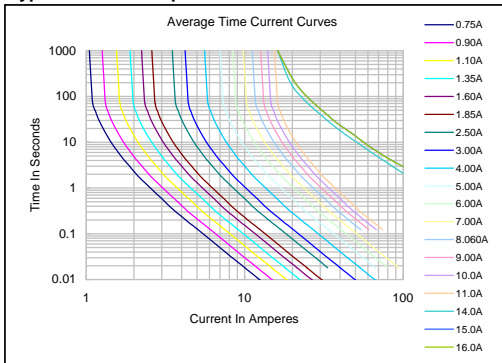
Physical Dimensions (Unit: mm)

Model	A Max.	B Max.	C Typ.	D Min.	E Max.	Lead Style
R16-135	8.90	13.50	5.10	7.6	3	Kink

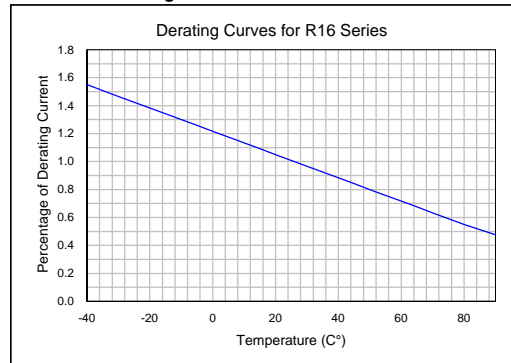


Note : Stand-offs only used for R16-090 ~ R16-250

Typical Time-To-Trip Curve at 25°C



Thermal Derating Curve



Packing :

Model	Reel QTY	Bag QTY
R16-135	3000	500

Tape & Reel packaging per EIA468-B standard.

Labeling Information

**Sea & Land Electronic Corp.**

HF   Pb   RoHS

Model:  
Part no.:  
Spec.:  
Lot no.:  
Q'ty:

倉儲：密封！溫度：18~33℃/濕度：30~60% A

## X-ON Electronics

Largest Supplier of Electrical and Electronic Components

*Click to view similar products for [Resettable Fuses - PPTC](#) category:*

*Click to view products by [TECHFUSE](#) manufacturer:*

Other Similar products are found below :

[RF0077-000](#) [RF0627-000](#) [RF3301-000](#) [RF3382-000](#) [SMD125-2](#) [RF1973-000](#) [RF2531-000](#) [RF2873-000](#) [RF3060-000](#) [TR600-150Q-B-0.5-0.130](#) [RXE090](#) [5E4795/04-1502](#) [TRF250-080T-B-1.0-0.125](#) [SMD100-2](#) [NIS5431MT1TXG](#) [SMD250-2](#) [RS30-090](#) [RS30-600](#) [RS30-800](#) [RS30-900](#) [RS60RB-160](#) [RS60SB-250](#) [SB250-145](#) [0ZCH0110AF2E](#) [0603L001/60YR](#) [0603L003/36YR](#) [BK250-120-SZ-E0.6](#) [BK60-010-DI-E0.5](#) [BK250-040-DY-E0.6](#) [RF2631-000](#) [NIS5420MT2TXG](#) [NIS5420MT3TXG](#) [NIS6420MT1TWG](#) [RF5032-000](#) [RF5051-000](#) [RF5034-000](#) [RF5105-000](#) [RF5062-000](#) [RF5055-000](#) [RF5052-000](#) [2920L075/72MR](#) [BSMD0603-025-24V](#) [BSMD0402L-005](#) [BSMD0603-010-9V](#) [BSMD1812-020-60V](#) [BSMD2920-400-30V](#) [BSMD0603-010-12V](#) [BSMD0805-035-30V](#) [BSMD1210-150-16V](#) [BSMD0805-003-60V](#)